



MONTHLY UPDATE

AUGUST 2023

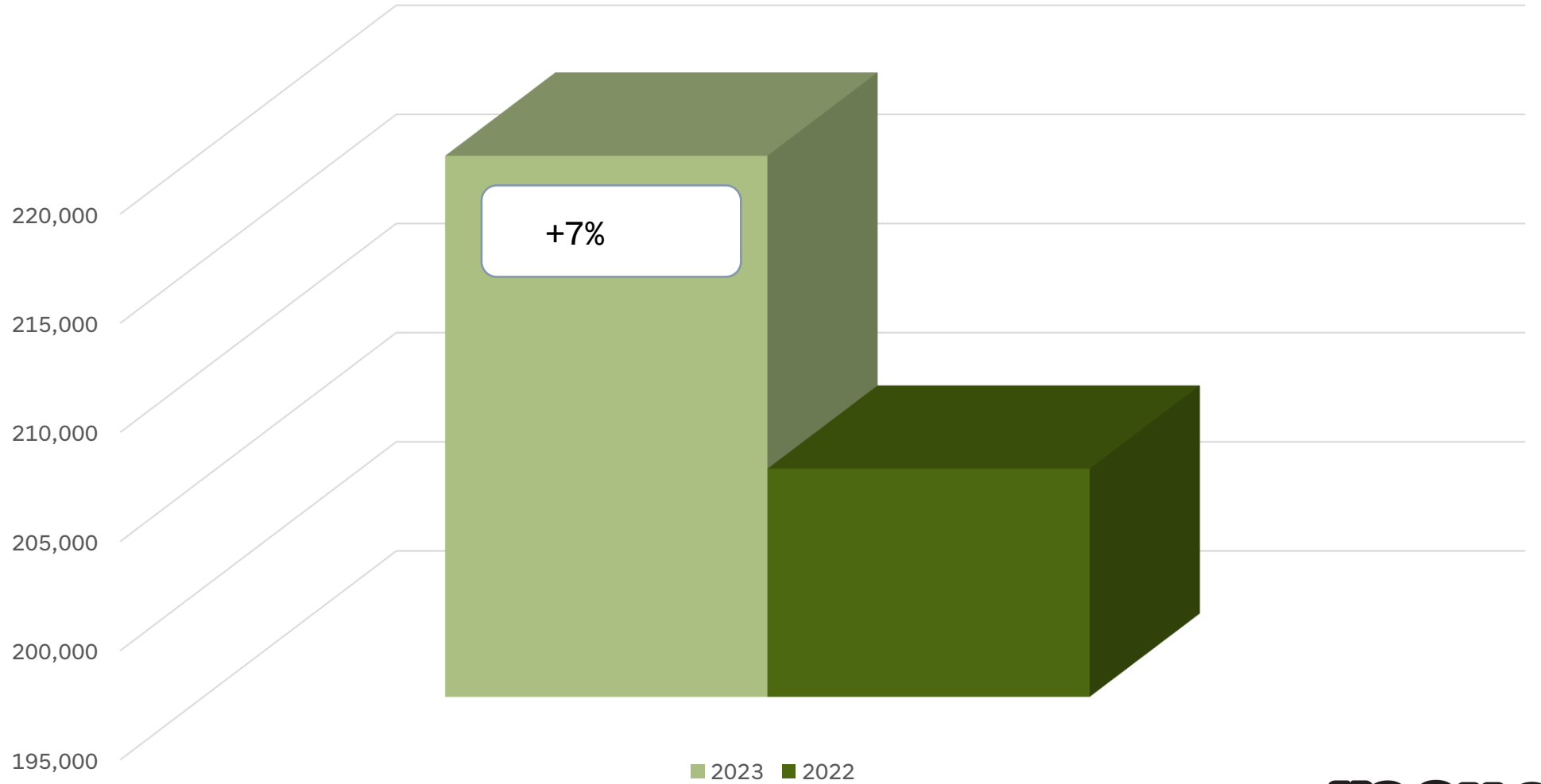
NW Triad UCC

- Locate Requests
- Transmissions
- County Ticket Volume
- Distribution



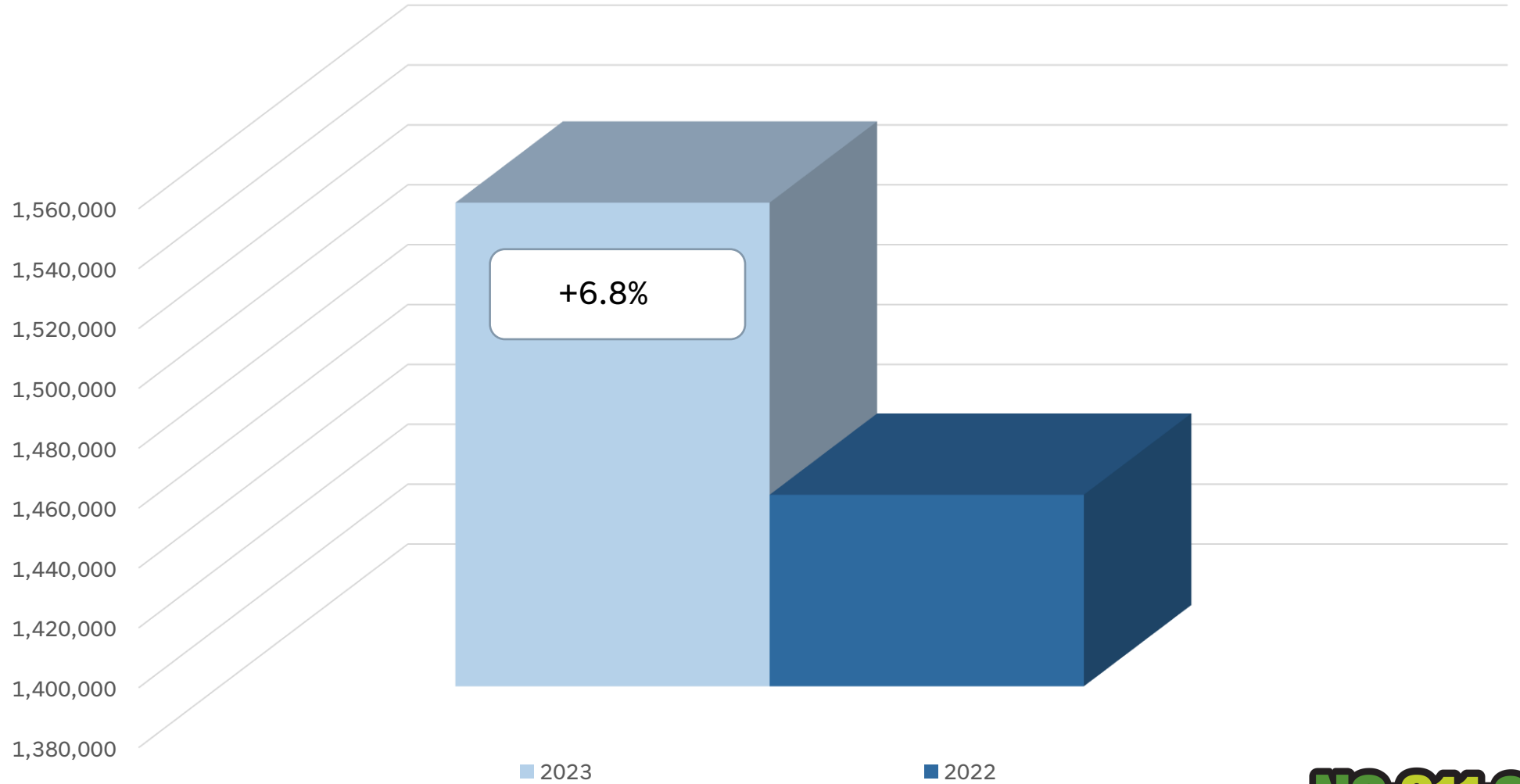
Locate Requests for NC

JULY 2023 vs 2022



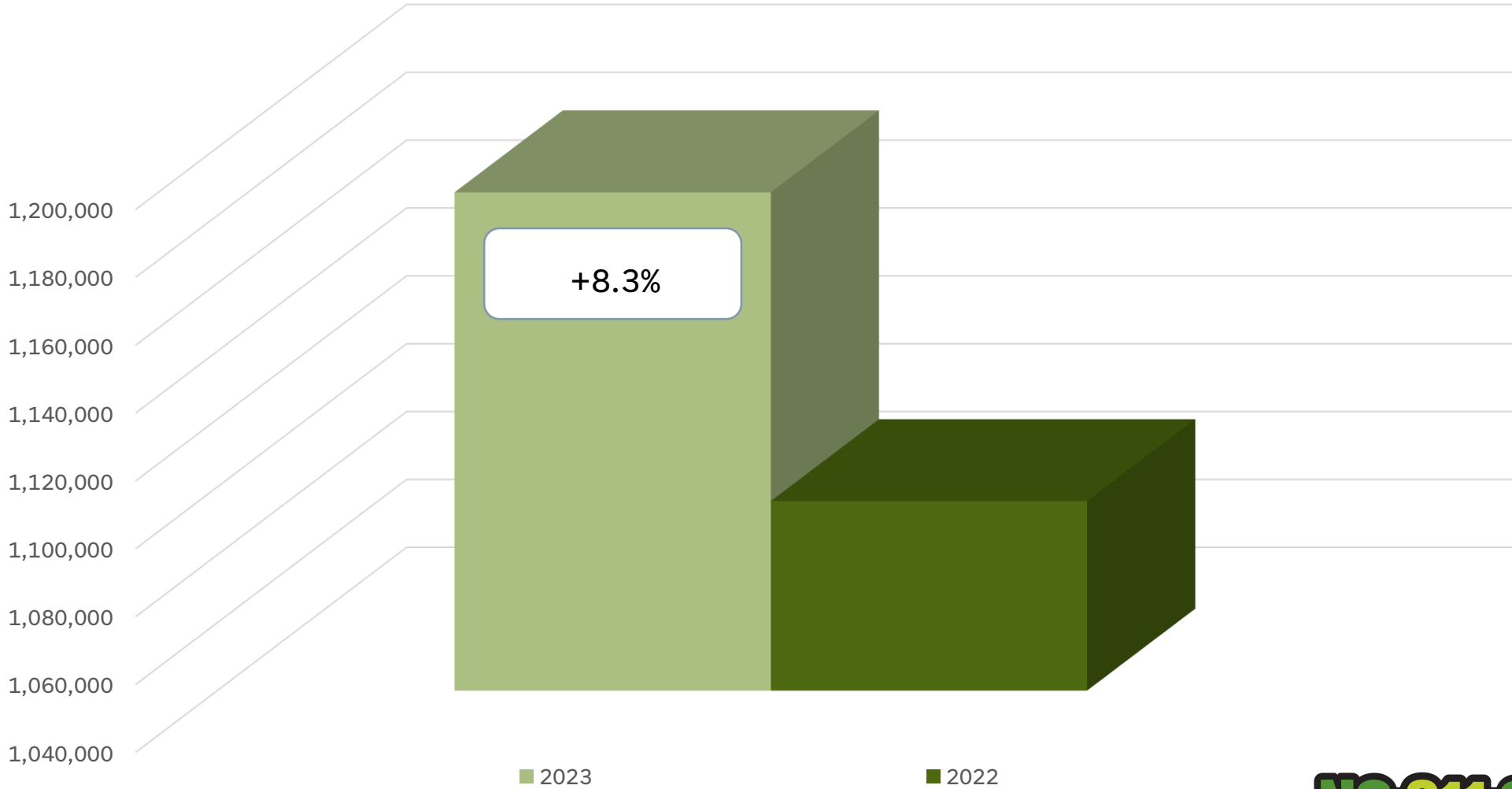
Locate Requests for NC

YTD 2023 vs 2022



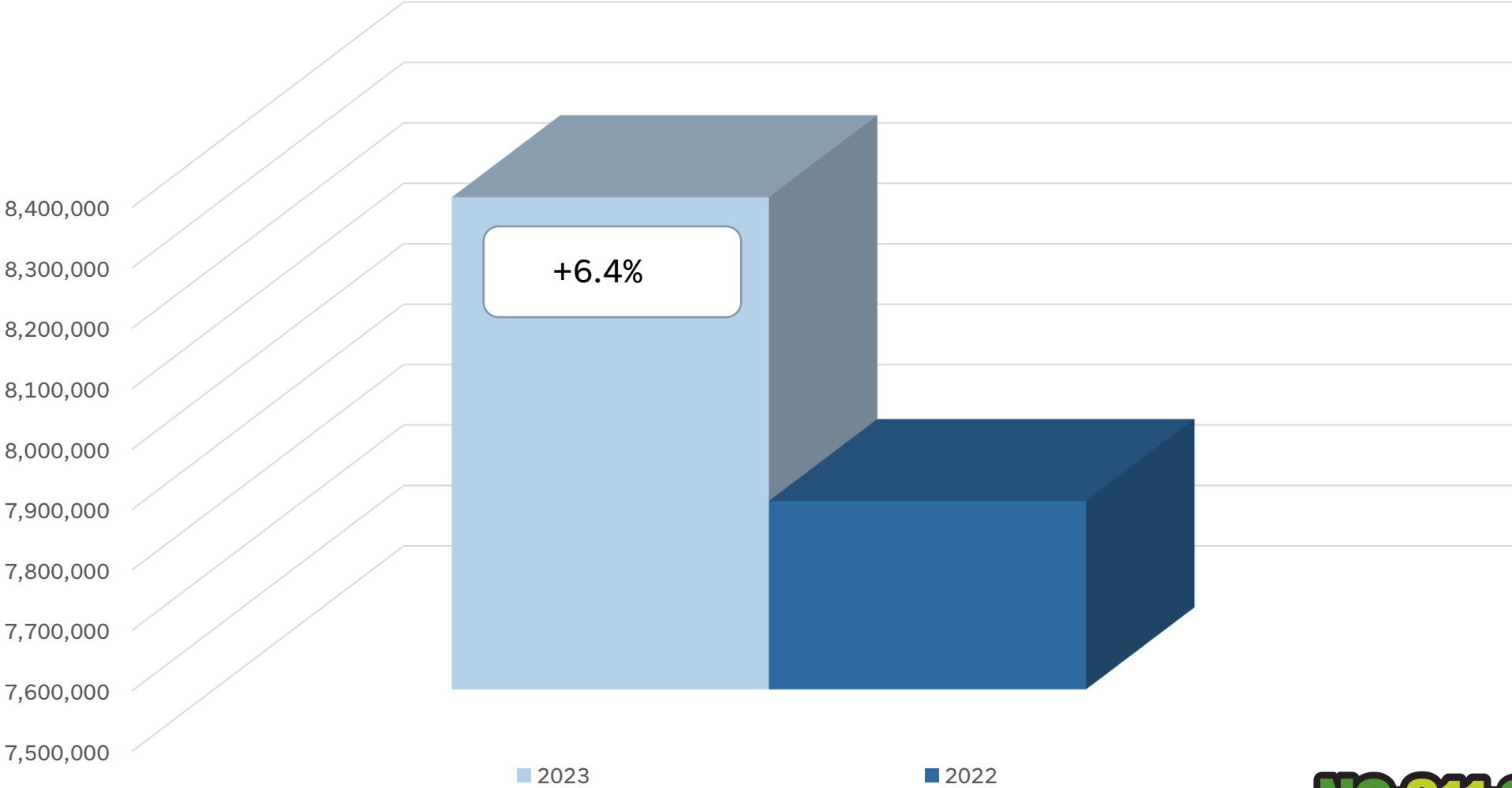
Transmissions for NC

JULY 2023 vs 2022



Transmissions for NC

YTD 2023 vs 2022



County Ticket Volume

JULY 2023 vs 2022

| Forsyth | 3 HR | CNCL | NEW | RXMT | UPDT | TOTAL Tickets |
|----------------|---------------|-------------|----------------------------|--------------|--------------|----------------------|
| 2022 | 132 | 54 | 3922 | 104 | 2317 | 6529 |
| 2023 | 299 | 59 | 4445 | 99 | 2099 | 7001 |
| +/- Var | 126.5% | 9.3% | 13.3% | -4.8% | -9.4% | 7.2% |
| | | | Avg Locates per Day | | | 350 |



County Ticket Volume

JULY 2023 vs 2022

| Stokes | 3 HR | CNCL | NEW | RXMT | UPDT | TOTAL Tickets |
|----------------|---------------|---------------|----------------------------|---------------|---------------|----------------------|
| 2022 | 9 | 1 | 447 | 13 | 70 | 540 |
| 2023 | 41 | 2 | 399 | 31 | 158 | 631 |
| +/- Var | 355.6% | 100.0% | -10.7% | 138.5% | 125.7% | 16.9% |
| | | | Avg Locates per Day | | | 32 |



County Ticket Volume

JULY 2023 vs 2022

| Davie | 3 HR | CNCL | NEW | RXMT | UPDT | TOTAL Tickets |
|----------------|---------------|---------------|----------------------------|---------------|---------------|----------------------|
| 2022 | 20 | 4 | 618 | 12 | 357 | 1011 |
| 2023 | 162 | 9 | 811 | 37 | 820 | 1839 |
| +/- Var | 710.0% | 125.0% | 31.2% | 208.3% | 129.7% | 81.9% |
| | | | Avg Locates per Day | | | 92 |



County Ticket Volume

YTD vs Previous Year

| Forsyth | 3 HR | CNCL | NEW | RXMT | UPDT | TOTAL Tickets |
|----------------|--------------|---------------|----------------------------|--------------|---------------|----------------------|
| 2022 | 966 | 389 | 28012 | 725 | 15298 | 45390 |
| 2023 | 1231 | 321 | 26873 | 666 | 13573 | 42664 |
| +/- Var | 27.4% | -17.5% | -4.1% | -8.1% | -11.3% | -6.0% |
| | | | Avg Locates per Day | | | 292 |



County Ticket Volume

YTD vs Previous Year

| | Stokes | 3 HR | CNCL | NEW | RXMT | UPDT | TOTAL Tickets |
|----------------|---------------|---------------|----------------------------|--------------|---------------|--------------|----------------------|
| 2022 | 79 | 22 | 2678 | 74 | 634 | 3487 | |
| 2023 | 213 | 50 | 3195 | 125 | 2553 | 6136 | |
| +/- Var | 169.6% | 127.3% | 19.3% | 68.9% | 302.7% | 76.0% | |
| | | | Avg Locates per Day | | | 42 | |

County Ticket Volume

YTD vs Previous Year

| Davie | 3 HR | CNCL | NEW | RXMT | UPDT | TOTAL Tickets |
|----------------|---------------|--------------|----------------------------|---------------|---------------|----------------------|
| 2022 | 128 | 58 | 4182 | 115 | 1607 | 6090 |
| 2023 | 789 | 78 | 5577 | 240 | 5904 | 12588 |
| +/- Var | 516.4% | 34.5% | 33.4% | 108.7% | 267.4% | 106.7% |
| | | | Avg Locates per Day | | | 86 |

County Ticket Distribution

| County/Place | 07 Jul |
|----------------------|-------------|
| FORSYTH | 7001 |
| BELEWS CREEK | 68 |
| BETHANIA | 8 |
| BUENA VISTA | 4 |
| CLEMMONS | 447 |
| HIGH POINT | 99 |
| KERNERSVILLE | 1254 |
| KING | 4 |
| LEWISVILLE | 201 |
| OLD TOWN | 4 |
| PFAFFTOWN | 138 |
| RURAL HALL | 82 |
| TOBACCOVILLE | 40 |
| UNION CROSS | 2 |
| VIENNA | 33 |
| VIENNA FOREST | 4 |
| WALKERTOWN | 921 |
| WINSTON SALEM | 3680 |

County Ticket Distribution

| County/Place | 07 Jul |
|---------------|------------|
| STOKES | 631 |
| AMOSTOWN | 5 |
| ASBURY | 2 |
| BRIMS GROVE | 17 |
| COLLINSTOWN | 12 |
| DALTON | 2 |
| DANBURY | 25 |
| DODGETOWN | 9 |
| FRANCISCO | 5 |
| GERMANTON | 13 |
| KING | 187 |
| LAWSONVILLE | 120 |
| MEADOWS | 8 |
| PINE HALL | 9 |
| PINNACLE | 24 |
| PRESTONVILLE | 5 |
| QUAKER GAP | 6 |
| SANDY RIDGE | 39 |
| WALNUT COVE | 141 |

County Ticket Distribution

| County/Place | 07 Jul |
|-------------------|-------------|
| DAVIE | 1839 |
| ADVANCE | 203 |
| BERMUDA RUN | 59 |
| BIXBY | 1 |
| CALAHALN | 5 |
| COOLEEMEE | 496 |
| FARMINGTON | 25 |
| FORK | 2 |
| HILLSDALE | 17 |
| JERUSALEM | 10 |
| MOCKSVILLE | 1018 |
| SHEFFIELD | 2 |
| SMITH GROVE | 1 |

DAMAGES



DIRT Damage Information
Reporting Tool

Damages reported for JULY – 1,131

| | |
|---------------|----|
| NC-Alamance | 31 |
| NC-Anson | 2 |
| NC-Ashe | 1 |
| NC-Beaufort | 1 |
| NC-Bladen | 2 |
| NC-Brunswick | 8 |
| NC-Buncombe | 12 |
| NC-Burke | 1 |
| NC-Cabarrus | 30 |
| NC-Caldwell | 3 |
| NC-Camden | 1 |
| NC-Carteret | 4 |
| NC-Caswell | 5 |
| NC-Catawba | 24 |
| NC-Chatham | 10 |
| NC-Cherokee | 1 |
| NC-Chowan | 13 |
| NC-Cleveland | 3 |
| NC-Columbus | 1 |
| NC-Craven | 7 |
| NC-Cumberland | 23 |
| NC-Currituck | 4 |

| | |
|--------------|----|
| NC-Dare | 4 |
| NC-Davidson | 15 |
| NC-Davie | 7 |
| NC-Duplin | 5 |
| NC-Durham | 46 |
| NC-Edgecombe | 1 |
| NC-Forsyth | 33 |
| NC-Franklin | 6 |
| NC-Gaston | 13 |
| NC-Granville | 3 |
| NC-Guilford | 49 |
| NC-Halifax | 3 |
| NC-Harnett | 22 |
| NC-Haywood | 6 |
| NC-Henderson | 4 |
| NC-Hertford | 4 |
| NC-Hoke | 4 |
| NC-Iredell | 22 |
| NC-Jackson | 3 |
| NC-Johnston | 23 |
| NC-Lee | 12 |
| NC-Lenoir | 4 |
| NC-Lincoln | 4 |
| NC-Macon | 1 |
| NC-McDowell | 3 |

| | |
|----------------|-----|
| NC-Mecklenburg | 171 |
| NC-Mitchell | 1 |
| NC-Montgomery | 3 |
| NC-Moore | 15 |
| NC-Nash | 5 |
| NC-New Hanover | 24 |
| NC-Onslow | 13 |
| NC-Orange | 31 |
| NC-Pasquotank | 1 |
| NC-Pender | 11 |
| NC-Perquimans | 1 |
| NC-Person | 1 |
| NC-Pitt | 43 |
| NC-Polk | 1 |
| NC-Randolph | 17 |
| NC-Richmond | 1 |
| NC-Robeson | 14 |
| NC-Rockingham | 5 |
| NC-Rowan | 12 |
| NC-Rutherford | 4 |
| NC-Sampson | 4 |
| NC-Stokes | 3 |
| NC-Surry | 3 |
| NC-Union | 36 |
| NC-Vance | 1 |
| NC-Wake | 205 |
| NC-Warren | 2 |
| NC-Watauga | 3 |
| NC-Wayne | 10 |
| NC-Wilson | 5 |
| NC-Yadkin | 1 |



Top 10 Callers for -

| | Forsyth | Totals |
|----|----------------------------|--------|
| 1 | J & L CABLE SERVICES | 403 |
| 2 | FIVE STAR ENERGY SERVICES | 385 |
| 3 | G H L SERVICES, INC | 368 |
| 4 | SOUTHEAST CONNECTIONS, LLC | 360 |
| 5 | ANSCO & ASSOCIATES, LLC | 285 |
| 6 | AT&T UTILITY OPERATIONS | 266 |
| 7 | FIVE STAR ENERGY SERVICES | 252 |
| 8 | ANSCO & ASSOCIATES, LLC | 238 |
| 9 | ULCS, INC | 178 |
| 10 | PIKE ELECTRIC | 120 |

| | Stokes | Totals |
|----|----------------------------|--------|
| 1 | APPALACHIAN UTILITIES, INC | 106 |
| 2 | J & L CABLE SERVICES | 79 |
| 3 | SMITH ROWE, LLC | 29 |
| 4 | PIKE ELECTRIC | 27 |
| 5 | J & S UNDERGROUND | 23 |
| 6 | HIATTS CABLE SERVICE | 20 |
| 7 | GEO TECHNOLOGIES | 19 |
| 8 | ULCS, INC | 17 |
| 9 | HOLT CONSTRUCTION | 13 |
| 10 | NATIONAL ONDEMAND | 13 |

| | Davie | Totals |
|----|---------------------------------------|--------|
| 1 | FREDERICK MATTHEW ROBINSON CO | 395 |
| 2 | DIVERSIFIED UTILITY GROUP, LLC | 319 |
| 3 | JIMMY R LYNCH AND SONS INC | 175 |
| 4 | ELECTRICOM | 134 |
| 5 | J & L CABLE SERVICES | 54 |
| 6 | PIKE ELECTRIC | 40 |
| 7 | L T HEDRICK CONSTRUCTION COMPANY, INC | 36 |
| 8 | ENERGYUNITED | 32 |
| 9 | BAITY PLUMBING | 30 |
| 10 | DAVIE COUNTY PUBLIC UTILITIES | 29 |



2023 / 2024 State UCC Officers



CHAIR
Ralph Murphy



CO-CHAIR
Lindsey Pontz



SECRETARY
Shawn Kelly




TREASURER
Sandra Johnson

On July 11th during the State UCC Meeting in Concord, Chase Gibson with the City of Kings Mountain was presented the Safe Digging Partner Damage Prevention Most Valuable Professional award from NC811.

Congratulations Chase!



OUR NC811 EDUCATION TEAM



STEVEN MOORE
Media Relation Specialist



ANN RUSHING
Education Manager



HOWARD COREY
Eastern Liaison



TAMI GROVES
Southeast Liaison



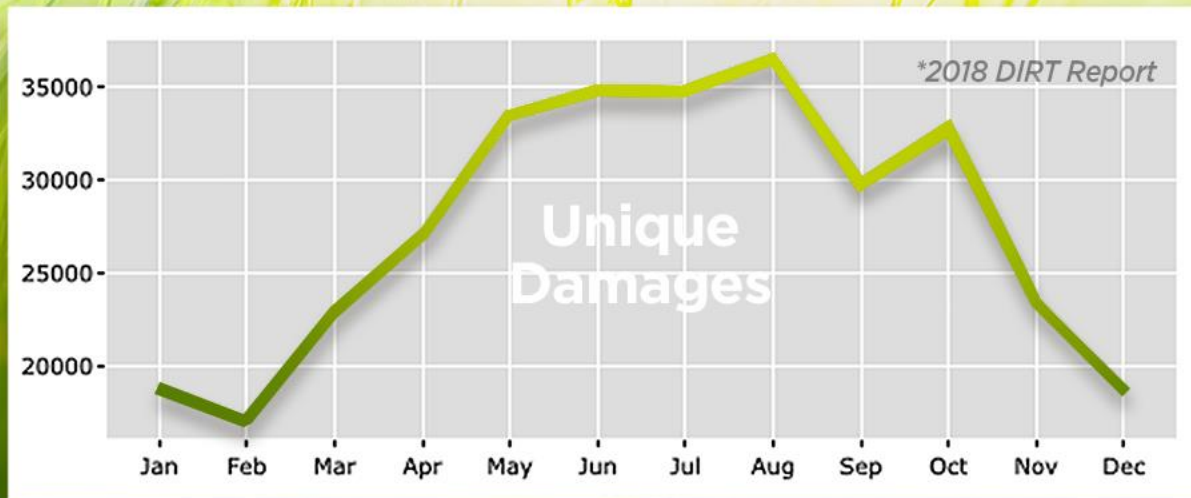
TYLER ROSS
Western Liaison



PARRISH REDDICK
Piedmont Liaison



More damages occur in August than any other month.*



Always #call811 before digging.



<https://nc811.org/811-day/>



- A copy of this presentation is available at www.ncucc.org
- If this meeting was virtual or hybrid, a video is available on ncucc.org. Go to County UCC's. The video will be listed under the month and year the meeting took place.

