



MONTHLY UPDATE

AUGUST 2023

Pasquotank/Camden/Perquimans

EVENTS IN AUGUST

**DURING
AUGUST**

Paradigm Trainings

For dates and locations visit

<https://nc811.org/education-resources/>

AUG 1

National Night Out

City of Jacksonville

AUG 11

National 811 Day

<https://nc811.org/811-day/>

**AUG
21-23**

NC Electrical Inspector Association Conference

Carolina Beach, NC

<https://nceia.com/>





811 Day

August 11th or 8/11 Day serves as a natural reminder for NC residents to call 811 prior to any digging project to have underground utility lines marked.

Help us share this message by utilizing our 811 Day Awareness Toolkit.

<https://nc811.org/811-day/>



**8-11 NIGHT WITH
PIEDMONT NATURAL GAS
AT THE CHARLOTTE KNIGHTS**

FRI 8/11/2023 5:00 PM - 8:30 PM

324 S. MINT STREET, CHARLOTTE



**COLONIAL PIPELINE
WILL BE AT THE
DISCOVERY PLACE IN
HUNTERSVILLE, NC
AUGUST 11TH**



Colonial Pipeline Company

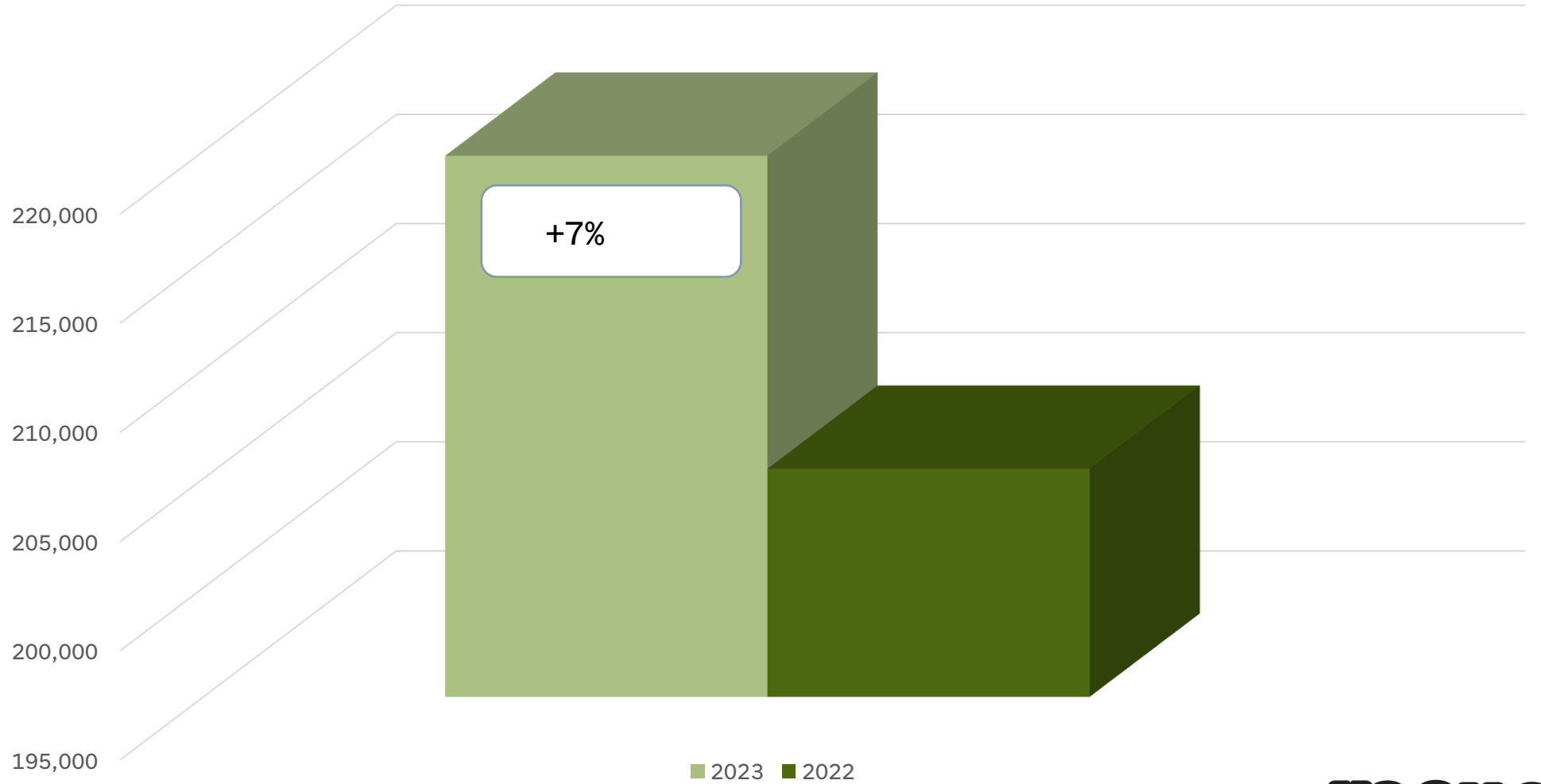


- Locate Requests
- Transmissions
- County Ticket Volume
- Distribution



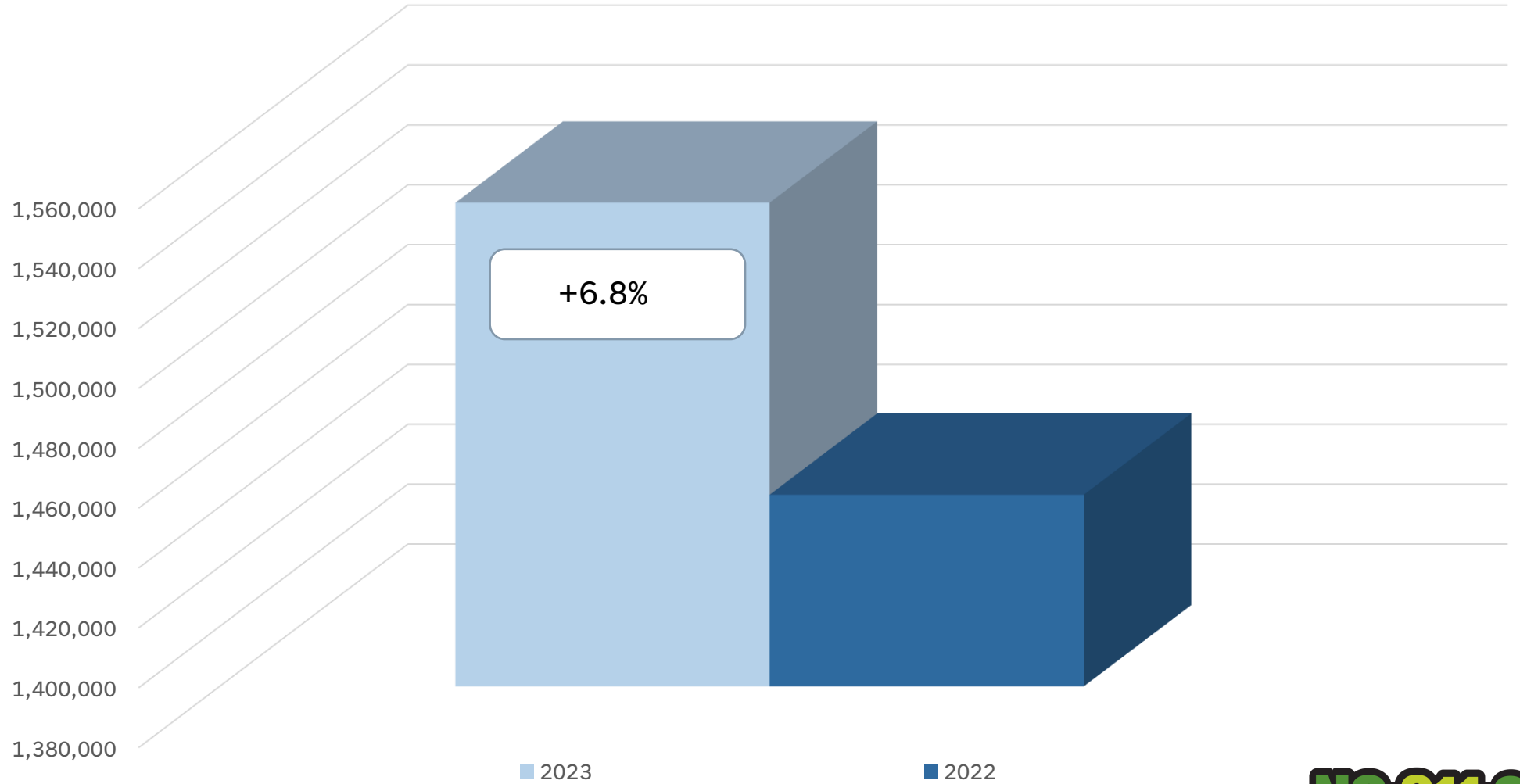
Locate Requests for NC

JULY 2023 vs 2022



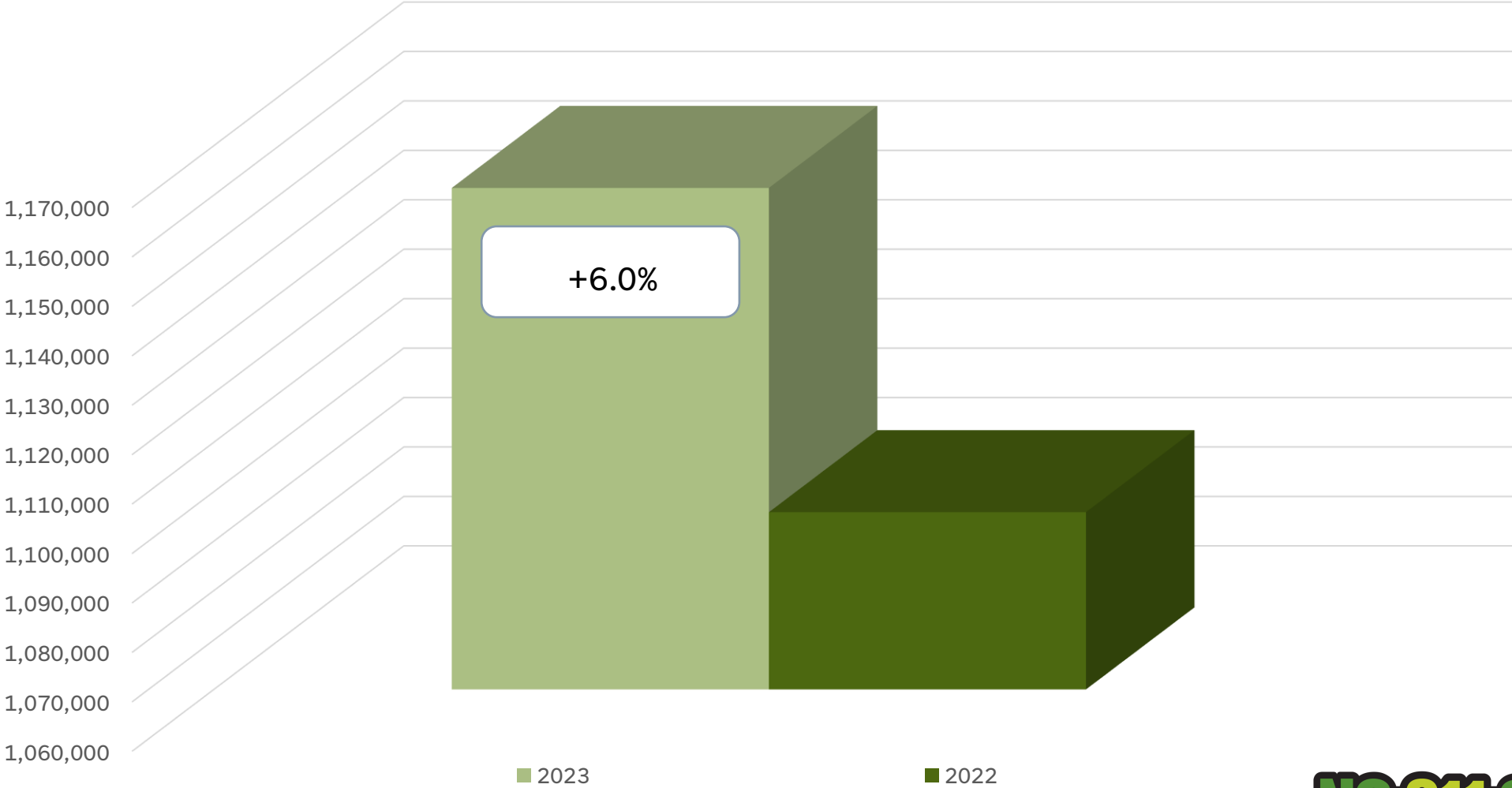
Locate Requests for NC

YTD 2023 vs 2022



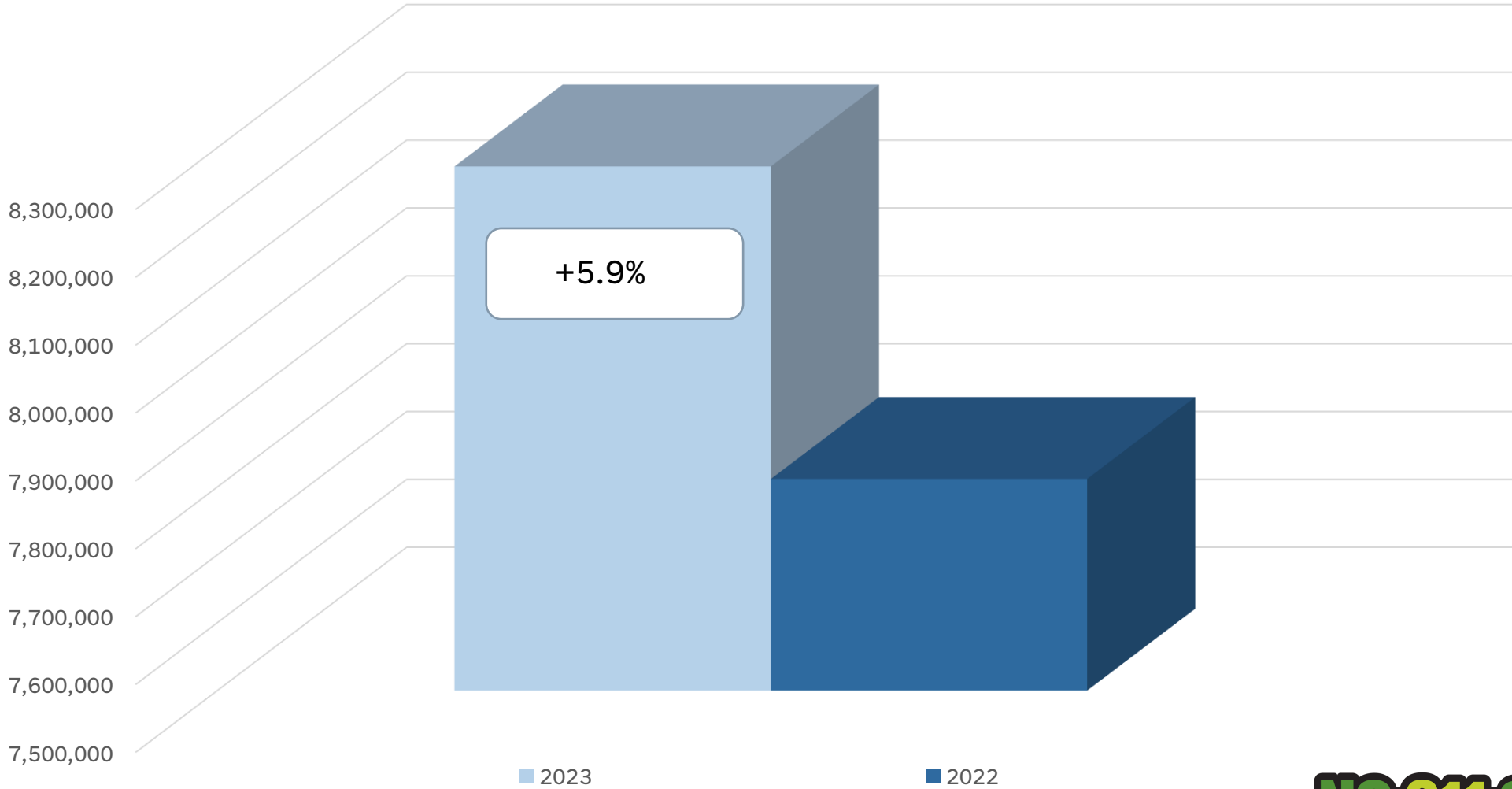
Transmissions for NC

JULY 2023 vs 2022



Transmissions for NC

YTD 2023 vs 2022



County Ticket Volume

JULY 2023 vs 2022

Pasquotank	3 HR	CNCL	NEW	RXMT	UPDT	TOTAL Tickets
2022	20	2	276	15	126	439
2023	86	5	455	31	99	676
+/- Var	330.0%	150.0%	64.9%	106.7%	-21.4%	54.0%
		Avg Locates per Day				34

County Ticket Volume

JULY 2023 vs 2022

Camden	3 HR	CNCL	NEW	RXMT	UPDT	TOTAL Tickets
2022	8	0	113	4	5	130
2023	23	0	121	2	16	162
+/- Var	187.5%	0%	7.1%	-50.0%	220.0%	24.6%
		Avg Locates per Day				8

County Ticket Volume

JULY 2023 vs 2022

Perquimans	3 HR	CNCL	NEW	RXMT	UPDT	TOTAL Tickets
2022	3	1	82	1	34	121
2023	4	0	155	5	95	259
+/- Var	33.3%	-100.0%	89.0%	400.0%	179.4%	114.0%
		Avg Locates per Day				13

County Ticket Volume

YTD vs Previous Year

Pasquotank	3 HR	CNCL	NEW	RXMT	UPDT	TOTAL Tickets
2022	83	25	2113	59	1355	3635
2023	179	15	2237	99	764	3294
+/- Var	115.7%	-40.0%	5.9%	67.8%	-43.6%	-9.4%
		Avg Locates per Day				23

County Ticket Volume

YTD vs Previous Year

Camden	3 HR	CNCL	NEW	RXMT	UPDT	TOTAL Tickets
2022	27	5	780	20	82	914
2023	74	3	887	48	239	1251
+/- Var	174.1%	-40.0%	13.7%	140.0%	191.5%	36.9%
		Avg Locates per Day				9

County Ticket Distribution

Perquimans	3 HR	CNCL	NEW	RXMT	UPDT	TOTAL Tickets
2022	15	5	656	15	546	1237
2023	79	7	1030	37	380	1533
+/- Var	426.7%	40.0%	57.0%	146.7%	-30.4%	23.9%
		Avg Locates per Day				11

County Ticket Distribution

County/Place	07 Jul
PASQUOTANK	676
ELIZABETH CITY	666
LYNCHS CORNER	1
MORGANS CORNERS	2
NIXONTON	3
OKISKO	1
RABBIT CORNER	1
WEEKSVILLE	2

County Ticket Distribution

County/Place	07 Jul
CAMDEN	162
BELCROSS	1
CAMDEN	94
ELIZABETH CITY	16
OLD TRAP	2
SHILOH	21
SOUTH MILLS	27
WHITEHALL SHORES	1

County Ticket Distribution

County/Place	07 Jul
PERQUIMANS	259
BELVIDERE	31
BETHEL	1
BURGESS	1
HERTFORD	219
HOLIDAY ISLAND	2
NEW HOPE	3
SNUG HARBOR	1
WINFALL	1

DAMAGES



DIRT Damage Information
Reporting Tool

Damages reported for JULY – 1,131



NC-Alamance	31
NC-Anson	2
NC-Ashe	1
NC-Beaufort	1
NC-Bladen	2
NC-Brunswick	8
NC-Buncombe	12
NC-Burke	1
NC-Cabarrus	30
NC-Caldwell	3
NC-Camden	1
NC-Carteret	4
NC-Caswell	5
NC-Catawba	24
NC-Chatham	10
NC-Cherokee	1
NC-Chowan	13
NC-Cleveland	3
NC-Columbus	1
NC-Craven	7
NC-Cumberland	23
NC-Currituck	4

NC-Dare	4
NC-Davidson	15
NC-Davie	7
NC-Duplin	5
NC-Durham	46
NC-Edgecombe	1
NC-Forsyth	33
NC-Franklin	6
NC-Gaston	13
NC-Granville	3
NC-Guilford	49
NC-Halifax	3
NC-Harnett	22
NC-Haywood	6
NC-Henderson	4
NC-Hertford	4
NC-Hoke	4
NC-Iredell	22
NC-Jackson	3
NC-Johnston	23
NC-Lee	12
NC-Lenoir	4
NC-Lincoln	4
NC-Macon	1
NC-McDowell	3



NC-Mecklenburg	171
NC-Mitchell	1
NC-Montgomery	3
NC-Moore	15
NC-Nash	5
NC-New Hanover	24
NC-Onslow	13
NC-Orange	31
NC-Pasquotank	1
NC-Pender	11
NC-Perquimans	1
NC-Person	1
NC-Pitt	43
NC-Polk	1
NC-Randolph	17
NC-Richmond	1
NC-Robeson	14
NC-Rockingham	5
NC-Rowan	12
NC-Rutherford	4
NC-Sampson	4
NC-Stokes	3
NC-Surry	3
NC-Union	36
NC-Vance	1
NC-Wake	205
NC-Warren	2
NC-Watauga	3
NC-Wayne	10
NC-Wilson	5
NC-Yadkin	1



Top 10 Callers for – Pasquotank

Rank	Name	Totals
1	FUTURE COMMUNICATIONS	261
2	ARREAGA UNDERGROUND INC.	68
3	KNIGHT BROADBAND, LLC	56
4	ATLANTIC FOUNDATIONS, INC	23
5	AROD UNDERGROUND, INC	19
6	COLE UNDERGROUND	16
7	KBS CONSTRUCTION COMPANY, LLC	16
8	CITY OF ELIZABETH CITY	13
9	PASQUOTANK COUNTY WATER	12
10	KLEINFELDER	11

Top 10 Callers for – Camden

Rank	Name	Totals
1	FISHBURNE DRILLING INC	15
2	KLEINFELDER	15
3	SOUND UNDERGROUND, LLC	13
4	4D DIRECTIONAL BORING	10
5	AROD UNDERGROUND, INC	10
6	BAYNOR CONSTRUCTION, INC	10
7	W AND W UNDERGROUND	10
8	B T L FIBER	7
9	MASTEC	7
10	FALCON ENGINEERING, INC	5

Top 10 Callers for – Perquimans

Rank	Name	Totals
1	BARNHILL CONTRACTING COMPANY	50
2	SITE PREP INC	29
3	KNIGHT BROADBAND, LLC	23
4	PERQUIMANS COUNTY WATER	21
5	AROD UNDERGROUND, INC	20
6	W AND W UNDERGROUND	17
7	ARREAGA UNDERGROUND INC.	12
8	LEE ELECTRICAL CONSTRUCTION INC	8
9	BRANCH CIVIL, INC	6
10	HURDLE ENTERPRISES	4



2023 / 2024 State UCC Officers



CHAIR
Ralph Murphy



CO-CHAIR
Lindsey Pontz



SECRETARY
Shawn Kelly



TREASURER
Sandra Johnson

On July 11th during the State UCC Meeting in Concord, Chase Gibson with the City of Kings Mountain was presented the Safe Digging Partner Damage Prevention Most Valuable Professional award from NC811.

Congratulations Chase!



OUR NC811 EDUCATION TEAM



STEVEN MOORE
Media Relation Specialist



ANN RUSHING
Education Manager



HOWARD COREY
Eastern Liaison



TAMI GROVES
Southeast Liaison



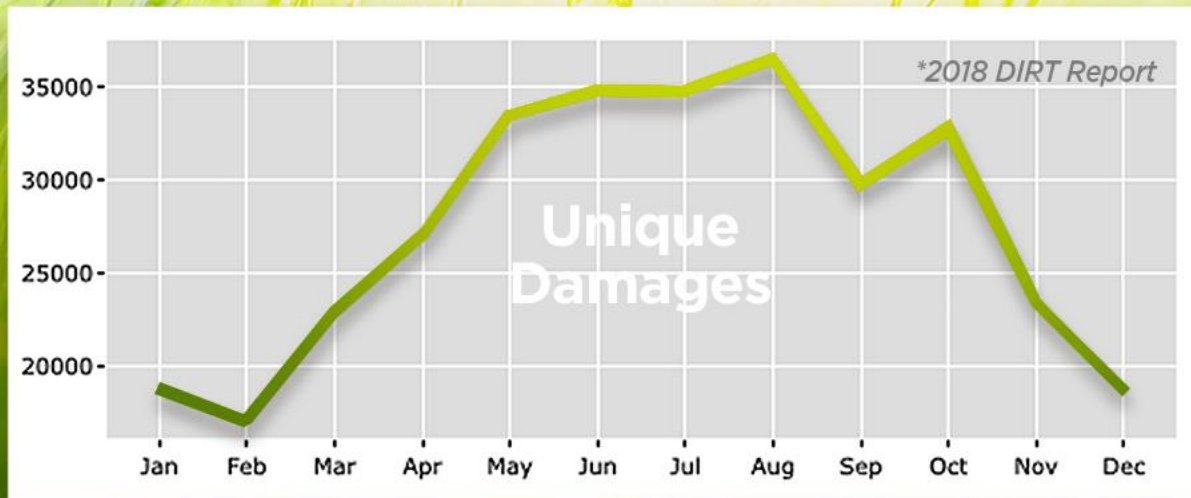
TYLER ROSS
Western Liaison



PARRISH REDDICK
Piedmont Liaison



More damages occur in August than any other month.*



Always #call811 before digging.



<https://nc811.org/811-day/>



- A copy of this presentation is available at www.ncucc.org
- If this meeting was virtual or hybrid, a video is available on ncucc.org. Go to County UCC's. The video will be listed under the month and year the meeting took place.