



MONTHLY UPDATE

---

SEPTEMBER 2023

***Harnett/Johnston County***

# EVENTS IN SEPTEMBER



**JOINT  
SCNC UCC  
CONFERENCE**

**2024  
APRIL 30 -  
MAY 3**

**CHARLESTON, SC**

**STAY TUNED  
MORE INFORMATION  
COMING SOON**

**SAVE  
THE  
DATE**





**Locate Resolution**  
Partnership Committee

Wednesday, September 20<sup>th</sup> at 11:00 am  
NC811  
5009 High Point Rd, Greensboro



# School is back in session



Visit [ncdot.gov](http://ncdot.gov) and search “School Bus Safety”

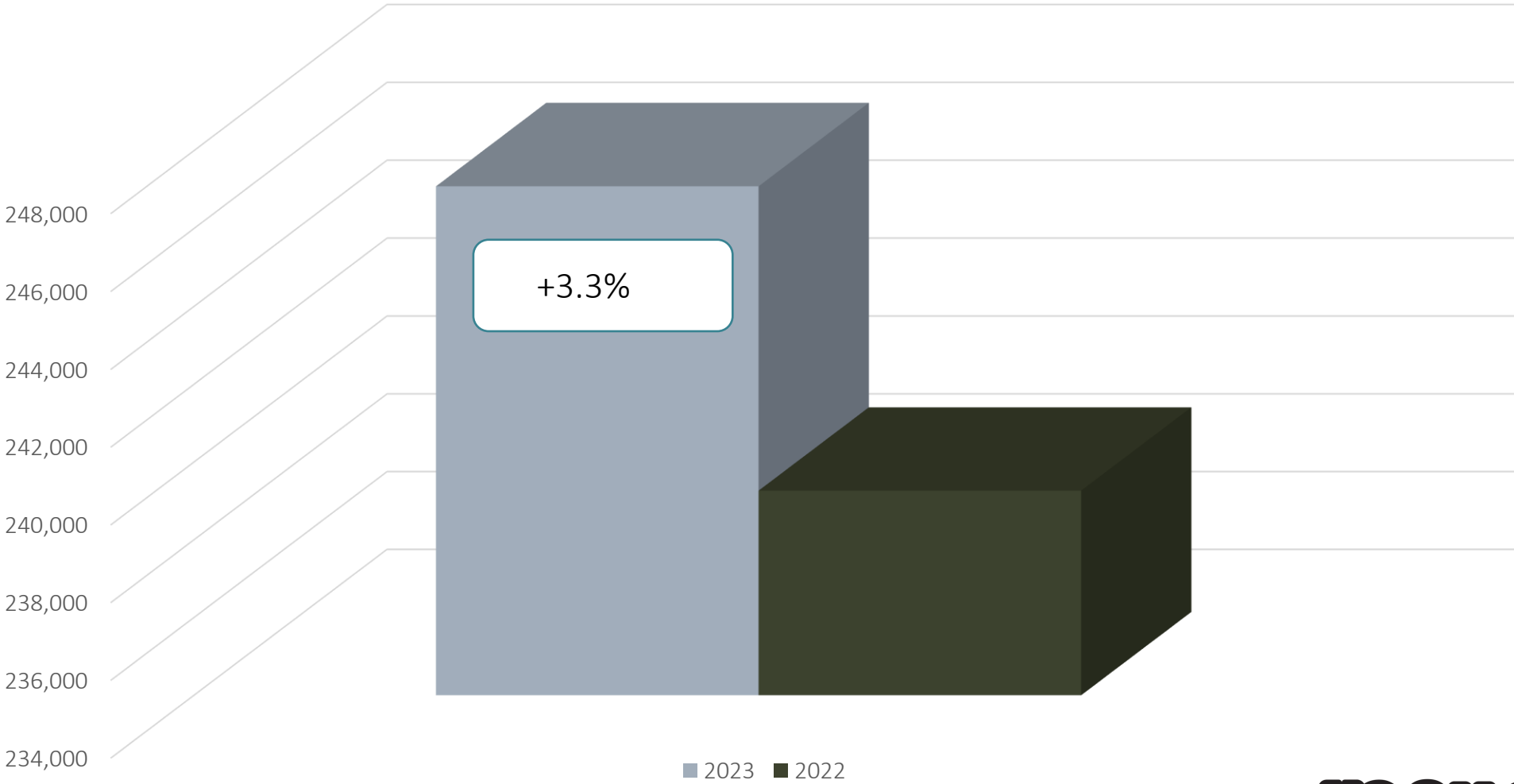


# NC811 Data

Locate requests,  
transmissions,  
county ticket volume  
and distribution

# Locate Requests for NC

## AUG 2023 vs 2022

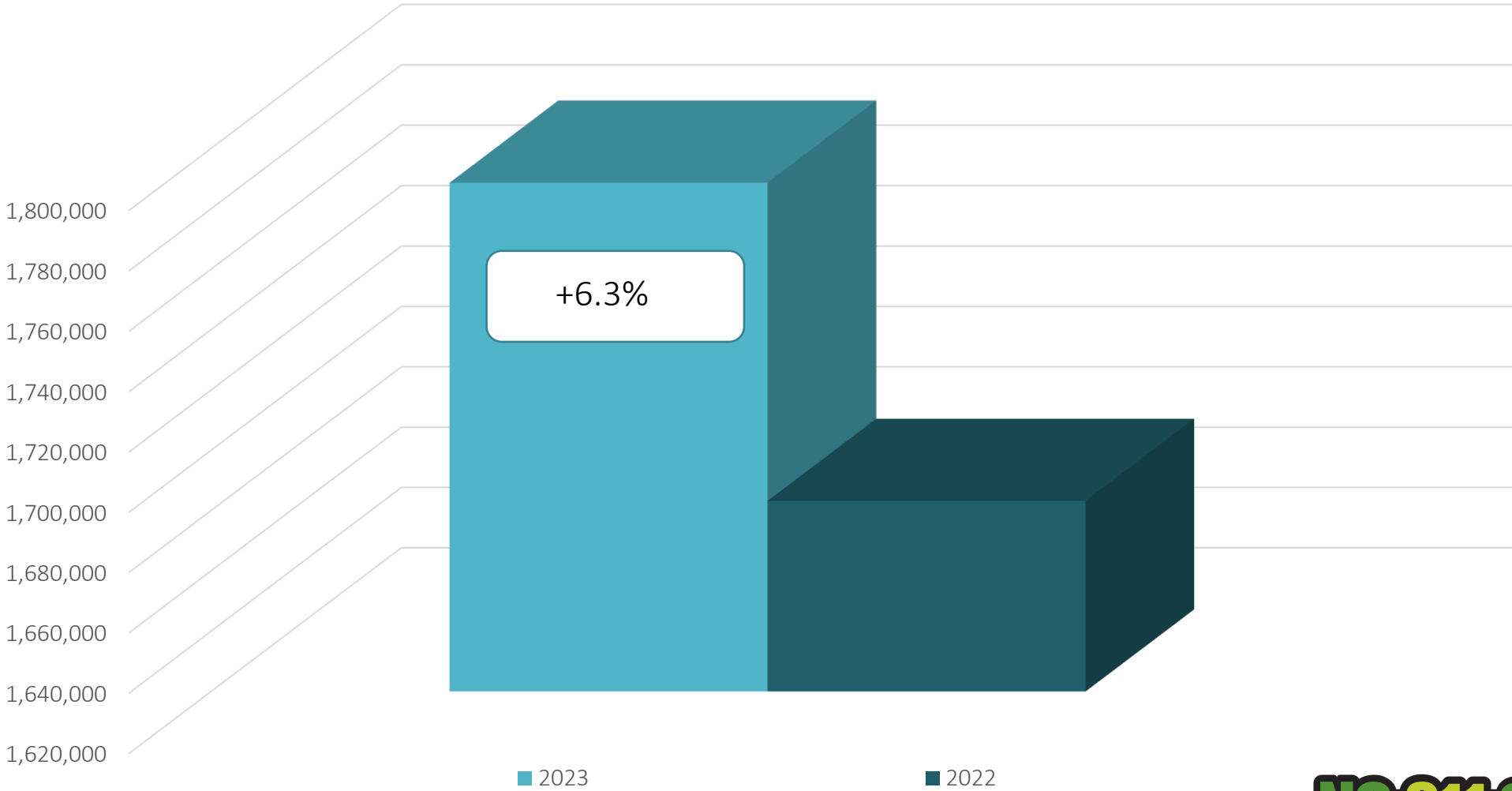


MTD August 2023 – 247,083 / 2022 – 239,263 = +3.3%  
YTD 2023 – 1,788,620 / 2022 – 1,683,240 = +6.3 %  
Updates for August 2023 – (74,022) = 30% of volume / July 30.2% = -.2% (Decrease the month before)



# Locate Requests for NC

## YTD 2023 vs 2022



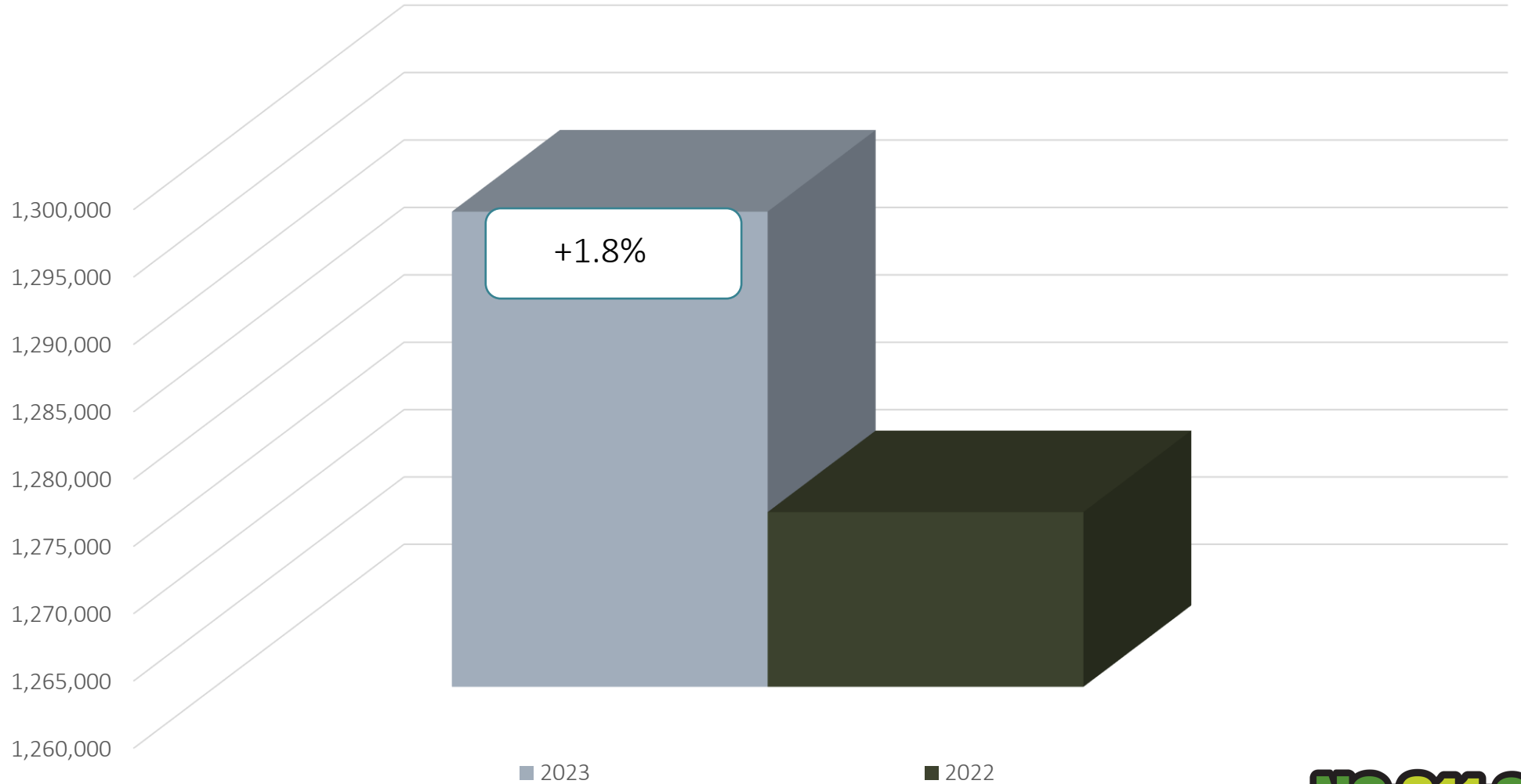
MTD August 2023 – 247,083 / 2022 – 239,263 = +3.3%  
YTD 2023 – 1,788,620 / 2022 – 1,683,240 = +6.3 %  
Updates for August 2023 – (74,022) = 30% of volume / July 30.2% = -.2% (Decrease the month before)





# Transmissions for NC

## AUG 2023 vs 2022

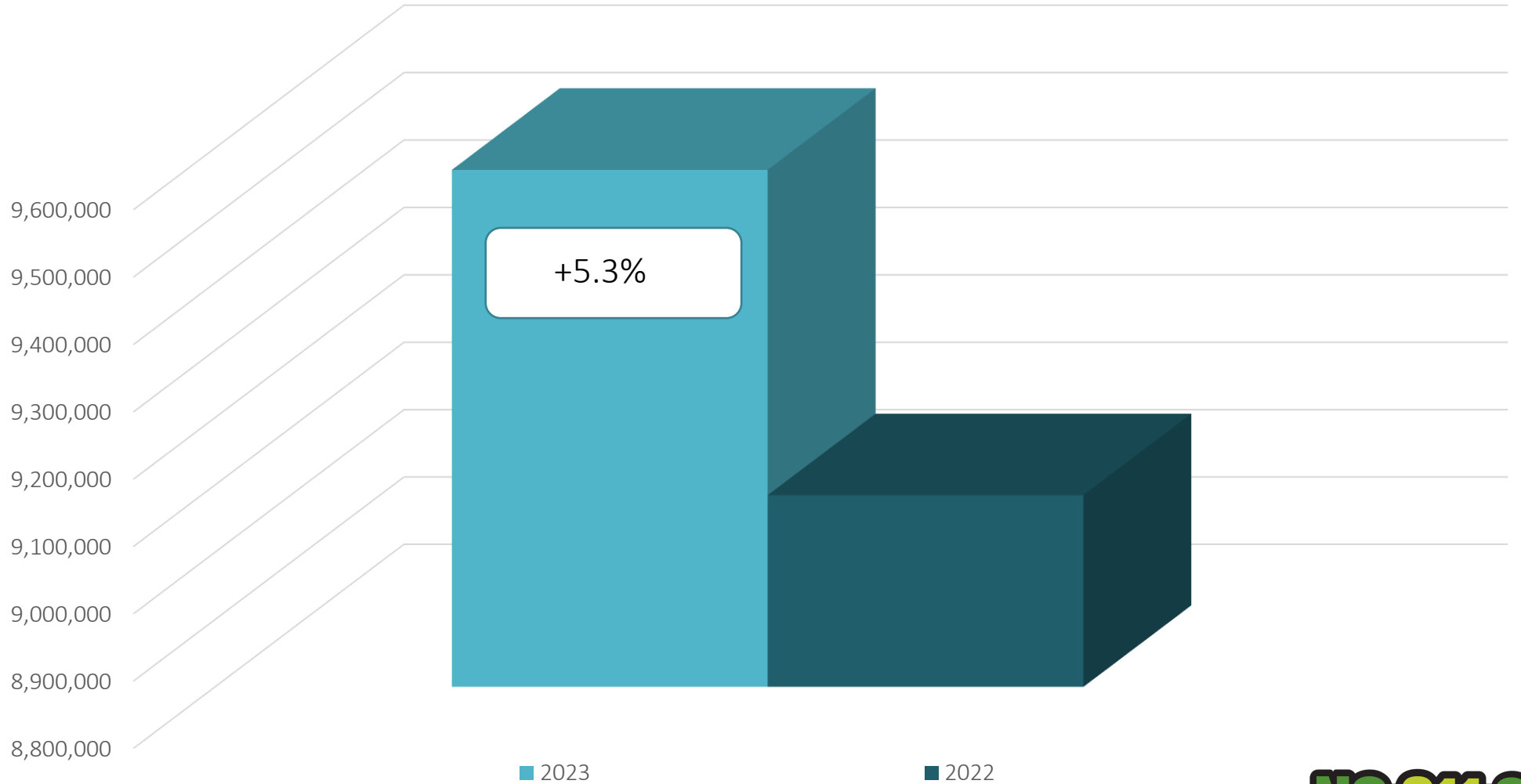


Transmissions MTD 2023 – 1,295,285 / 2022 – 1,272,985 = +1.8%  
Transmissions YTD 2023 – 9,567,649 / 2022 – 9,084,787 = +5.3%



# Transmissions for NC

## YTD 2023 vs 2022



Transmissions MTD 2023 – 1,295,285 / 2022 – 1,272,985 = +1.8%  
Transmissions YTD 2023 – 9,567,649 / 2022 – 9,084,787 = +5.3%



# County Ticket Volume

## AUG 2023 vs 2022



Harnett	3 HR	CNCL	NEW	RXMT	UPDT	TOTAL Tickets
2022	104	31	1946	47	1319	3447
2023	163	47	2132	76	1740	4158
	56.7%	51.6%	9.6%	61.7%	31.9%	20.6%
				Locates per day		181

# County Ticket Volume

## AUG 2023 vs 2022



Harnett	3 HR	CNCL	NEW	RXMT	UPDT	TOTAL Tickets
2022	1024	165	14412	383	8551	24535
2023	1483	270	16890	658	12853	32154
	44.8%	63.6%	17.2%	71.8%	50.3%	31.1%

# County Ticket Distribution



<b>HARNETT</b>	<b>4158</b>
ANDERSON CREEK	138
<b>ANGIER</b>	<b>958</b>
AVERASBORO	96
BARBECUE	37
BROADWAY	36
BUNNLEVEL	55
CHALYBEATE SPRINGS	129
COATS	94
DUNCAN	27
<b>DUNN</b>	<b>1416</b>
ERWIN	91
HARNETT	29
JOHNSONVILLE	41
KIPLING	187
<b>LILLINGTON</b>	<b>659</b>
SPOUT SPRINGS	104

# Top 10 Callers for - Harnett



1	RG COMMUNICATIONS, INC	282
2	MASTEC	204
3	EVERGREEN LANDSCAPING & MAINTENANCE, INC	170
4	G P ASSOCIATES, INC	130
5	FLATIRON CONSTRUCTION	128
6	UNIVERSAL CABLE SERVICES	128
7	D & A UTILITIES, LLC	124
8	CABLE EAST, INC	122
9	V1 FIBER	115
10	WELLONS CONSTRUCTION	114

# County Ticket Volume

# YTD vs Previous Year



Johnston	3 HR	CNCL	NEW	RXMT	UPDT	TOTAL Tickets
2022	313	103	4311	101	1849	6677
2023	162	33	3112	64	1474	4845
	-48.2%	-68.0%	-27.8%	-36.6%	-20.3%	-27.4%
				Locates per day		211

# County Ticket Volume

# YTD vs Previous Year



Johnston	3 HR	CNCL	NEW	RXMT	UPDT	TOTAL Tickets
2022	1347	288	26253	670	13455	42013
2023	1738	270	24967	575	15183	42733
	29.0%	-6.3%	-4.9%	-14.2%	12.8%	1.7%



# County Ticket Distribution



<b>JOHNSTON</b>	<b>4845</b>
ARCHER LODGE	131
<b>BENSON</b>	<b>549</b>
BEULAHTOWN	11
<b>CLAYTON</b>	<b>2111</b>
DRUG STORE	29
EMIT	14
FOUR OAKS	328
KENLY	140
MCGEE CROSSROADS	125
PINE LEVEL	11
PRINCETON	88
<b>SELMA</b>	<b>386</b>
<b>SMITHFIELD</b>	<b>514</b>
WILLOW SPRINGS	126
WILSONS MILLS	124
ZEBULON	100

# Top 10 Callers for - Johnston

1	RG COMMUNICATIONS, INC	387
2	PIKE ELECTRIC	222
3	AT&T UTILITY OPERATIONS	161
4	CABLE EAST, INC	150
5	G P ASSOCIATES, INC	113
6	DEN UNDERGROUND	108
7	MASTEC	105
8	S T WOOTEN CORPORATION	100
9	CARDINAL CIVIL CONTRACTING	83
10	FLAT IRON CONSTRUCTORS	82

# DAMAGES



**DIRT** Damage Information  
Reporting Tool

# Damages reported for AUGUST



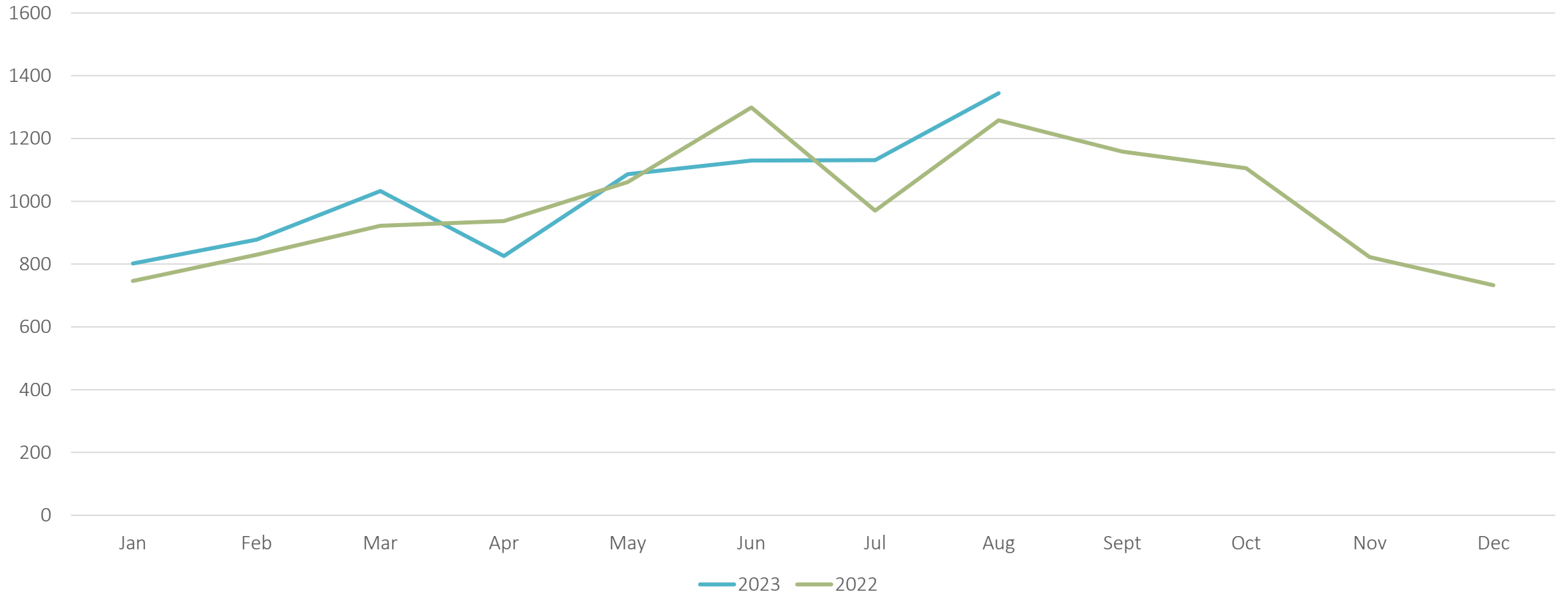
<b>NC-Alamance</b>	<b>64</b>
NC-Alexander	3
NC-Avery	1
NC-Bladen	3
NC-Brunswick	14
NC-Buncombe	21
NC-Burke	2
NC-Cabarrus	26
NC-Caldwell	3
NC-Carteret	7
NC-Caswell	4
NC-Catawba	18
NC-Chatham	18
NC-Cherokee	2
NC-Chowan	4
NC-Clay	1
NC-Cleveland	5
NC-Columbus	7
NC-Craven	40
NC-Cumberland	52
NC-Currituck	2
NC-Dare	5

NC-Davidson	18
NC-Davie	3
NC-Duplin	2
<b>NC-Durham</b>	<b>81</b>
NC-Edgecombe	3
NC-Forsyth	60
NC-Franklin	6
NC-Gaston	21
NC-Gates	6
NC-Graham	1
NC-Granville	2
NC-Greene	1
<b>NC-Guilford</b>	<b>69</b>
NC-Halifax	1
<b>NC-Harnett</b>	<b>33</b>
NC-Haywood	3
NC-Henderson	10
NC-Hoke	4
NC-Iredell	40
NC-Jackson	4
<b>NC-Johnston</b>	<b>21</b>
NC-Lee	9
NC-Lenoir	4
NC-Lincoln	2
NC-Macon	3

NC-Madison	1
NC-McDowell	2
<b>NC-Mecklenburg</b>	<b>186</b>
NC-Montgomery	1
NC-Moore	13
NC-Nash	3
NC-New Hanover	11
NC-Onslow	36
NC-Orange	44
NC-Pamlico	1
NC-Pasquotank	1
NC-Pender	8
NC-Person	3
NC-Pitt	27
NC-Randolph	11
NC-Robeson	12
NC-Rockingham	3
NC-Rowan	12
NC-Rutherford	3
NC-Sampson	2
NC-Scotland	1
NC-Stanly	2
NC-Stokes	5
NC-Surry	2
NC-Swain	1

NC-Union	49
<b>NC-Wake</b>	<b>223</b>
NC-Warren	1
NC-Watauga	1
NC-Wayne	7
NC-Wilkes	2
NC-Wilson	1
NC-Yadkin	1

# Damages in North Carolina 2022 vs 2023



# OUR NC811 EDUCATION TEAM

ANN RUSHING

Education Manager





# OUR NC811 EDUCATION TEAM

HOWARD COREY

Eastern Liaison



# OUR NC811 EDUCATION TEAM

STEVEN MOORE

Media Relation Specialist







# OUR NC811 EDUCATION TEAM

PARRISH REDDICK

Piedmont Liaison



# OUR NC811 EDUCATION TEAM

TAMI GROVES

Southwest Liaison





# OUR NC811 EDUCATION TEAM

TYLER ROSS

Western Liaison





- A copy of this presentation is available at [www.ncucc.org](http://www.ncucc.org)
- If this meeting was virtual or hybrid, a video is available on [ncucc.org](http://ncucc.org). Go to County UCC's. The video will be listed under the month and year the meeting took place.

