

Nash/Edgcomb/Wilson UCC

UCC Sign-In Sheet

County: Wilson

Date: 8/29/2023

Name	Company	Email	Phone Number
Howard Corry	NCEM	Howard@ncem.org	336-317-5999
Shirley Byrd	City of Wilson - Gas	sbyrd@wilsonnc.org	252-296-3458
Brian Dildy	City of Wilson - Gas	rdildy@wilsonnc.org	252-205-1992
Brandon Perry	City of Wilson - Gas	bperry@wilson.nc.org	252-237-9073
Johnny Whitman	City of Wilson Gas	JWhitman@wilsonnc.org	252-230-6329
Greg Whitman	City of Wilson Gas	GWhitman@wilsonnc.org	252-205-2022
Ben Barnes	City of Rocky Mount GAS	ben.barnes@rockymountnc.gov	252-467-4829
Miguel Salazar	City of Rocky Mount Gas	Miguel.Salazar@rockymountnc.gov	(252) - 373-3958
Bryan C. Nelms	City of Rocky Mount / Gas	bryan.nelms@rockymountnc.gov	252-904-8149
Jason Glover	City of Rocky Mount	Jason.Glover@rockymountnc.gov	252-903-8991
JAMES C. PARKER	CITY OF ROCKY MOUNT	JAMES.PARKER@ROCKYMOUNTNC.GOV	252-557-6394
David Pearce	Parker Stockstill	David.Pearce@parkerstockstill.com	919 495 7651
BRANDON TAYLOR	PSC	BRANDON-TAYLOR@PARKERSTOCKSTILL.COM	919 524 5781
Travis Savage	PSC	Travis.Savage@parkerstockstill.com	252-883-1742
Jesus Guerra	PSC	jesus.guerra@parkerstockstill.com	(252) 299-4524
Bert Boswell	Greenlight / City of Wilson	rboswell@wilsonnc.org	252-399-2305
Brant Little	Greenlight / City of Wilson	brant.little@wilsonnc.org	252-373-4083
Jimmi Hendricks	Greenlight / COW	jhhendrickse@wilsonnc.org	252-373-9826
Justin Andrews	PN&G	Justin.Andrews@duke-energy.com	252-567-8801
Kimberly Council	PN&G	Kimberly.council@duke-energy.com	252-344-3731
Ryan Spurnell	PN&G	Ryan.Spurnell@Duke-Energy.com	252-377-5846
Jeremy Dehoff	PN&G	Jeremy.Dehoff@Duke-Energy.com	919-750-7545
Phillip Smith	PN&G	Phillip.Smith2@Duke-Energy.com	252-572-6457
Chris Lilly	PN&G	christopher.lilly@Duke-	252-578-9786
Josh Steffy	PN&G	Joshua.Steffy@Duke-energy.com	Energy.com (724) 859-4849



MONTHLY UPDATE

AUGUST 2023

Nash/Edgecombe/Wilson

EVENTS IN AUGUST

**DURING
AUGUST**

Paradigm Trainings

For dates and locations visit

<https://nc811.org/education-resources/>

AUG 1

National Night Out

City of Jacksonville

AUG 11

National 811 Day

<https://nc811.org/811-day/>

**AUG
21-23**

NC Electrical Inspector Association Conference

Carolina Beach, NC

<https://nceia.com/>





811 Day

August 11th or 8/11 Day serves as a natural reminder for NC residents to call 811 prior to any digging project to have underground utility lines marked.

Help us share this message by utilizing our 811 Day Awareness Toolkit.

<https://nc811.org/811-day/>



**8-11 NIGHT WITH
PIEDMONT NATURAL GAS
AT THE CHARLOTTE KNIGHTS**

FRI 8/11/2023 5:00 PM - 8:30 PM

324 S. MINT STREET, CHARLOTTE



**COLONIAL PIPELINE
WILL BE AT THE
DISCOVERY PLACE IN
HUNTERSVILLE, NC
AUGUST 11TH**



Colonial Pipeline Company

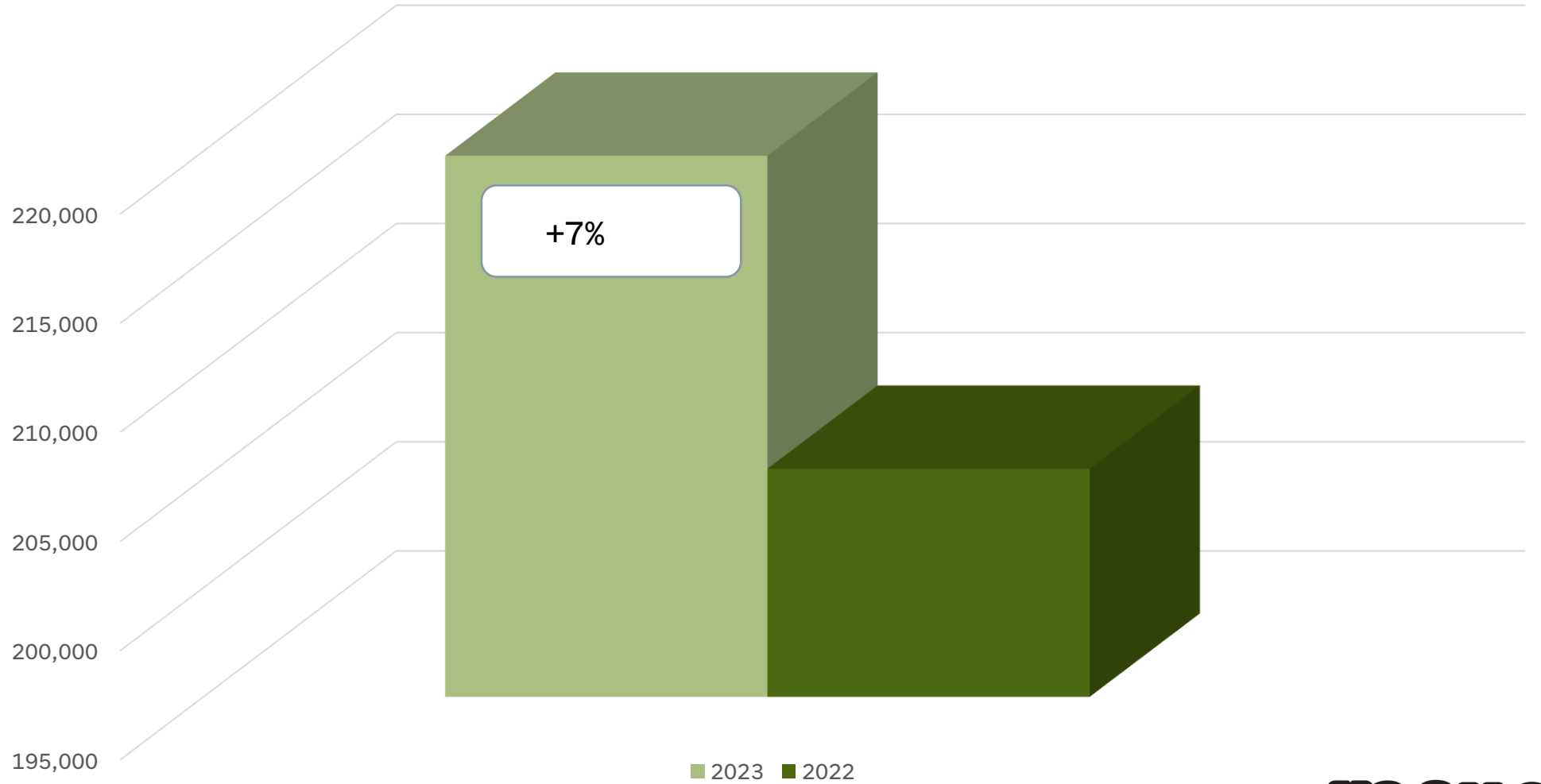


- Locate Requests
- Transmissions
- County Ticket Volume
- Distribution



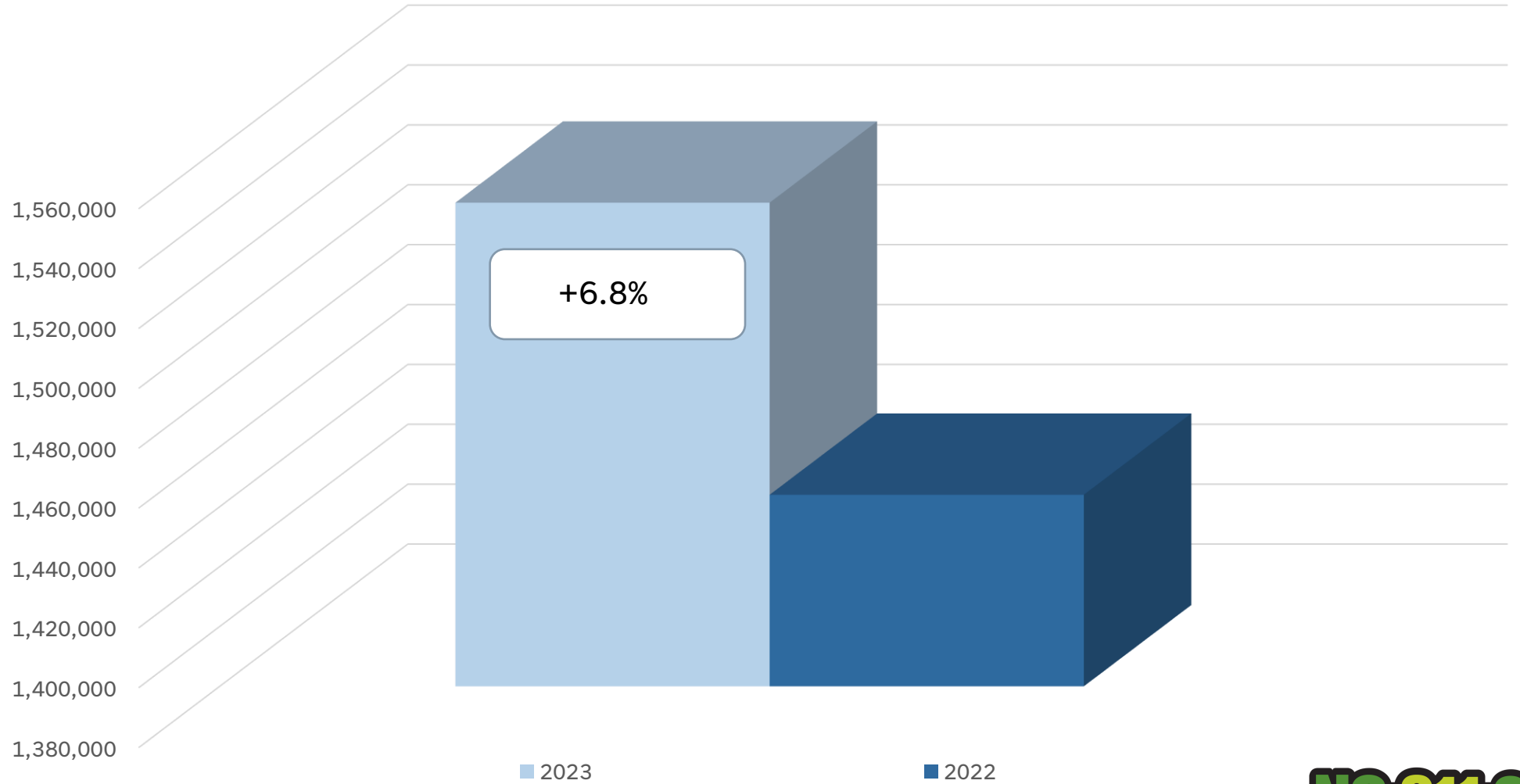
Locate Requests for NC

JULY 2023 vs 2022



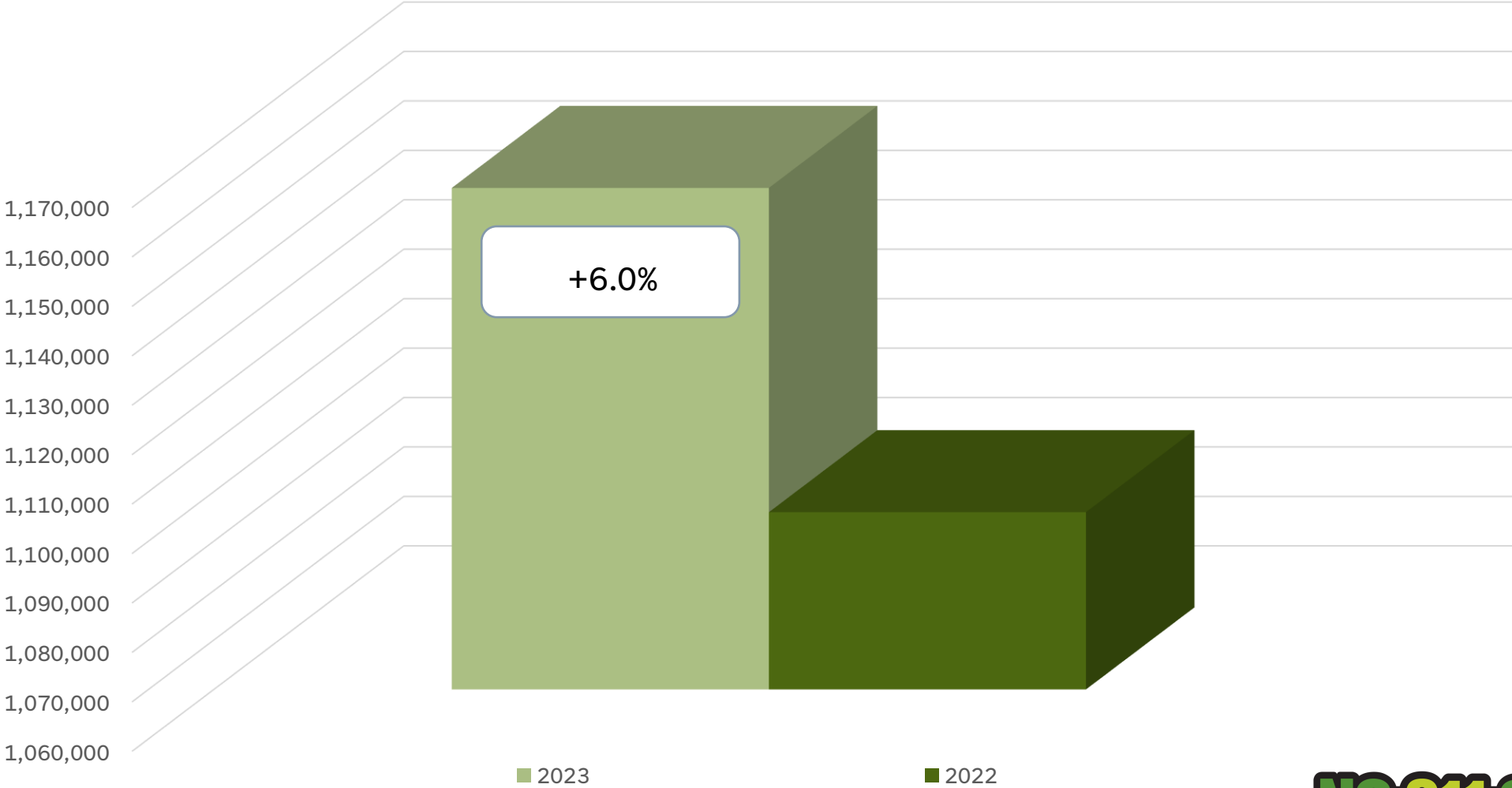
Locate Requests for NC

YTD 2023 vs 2022



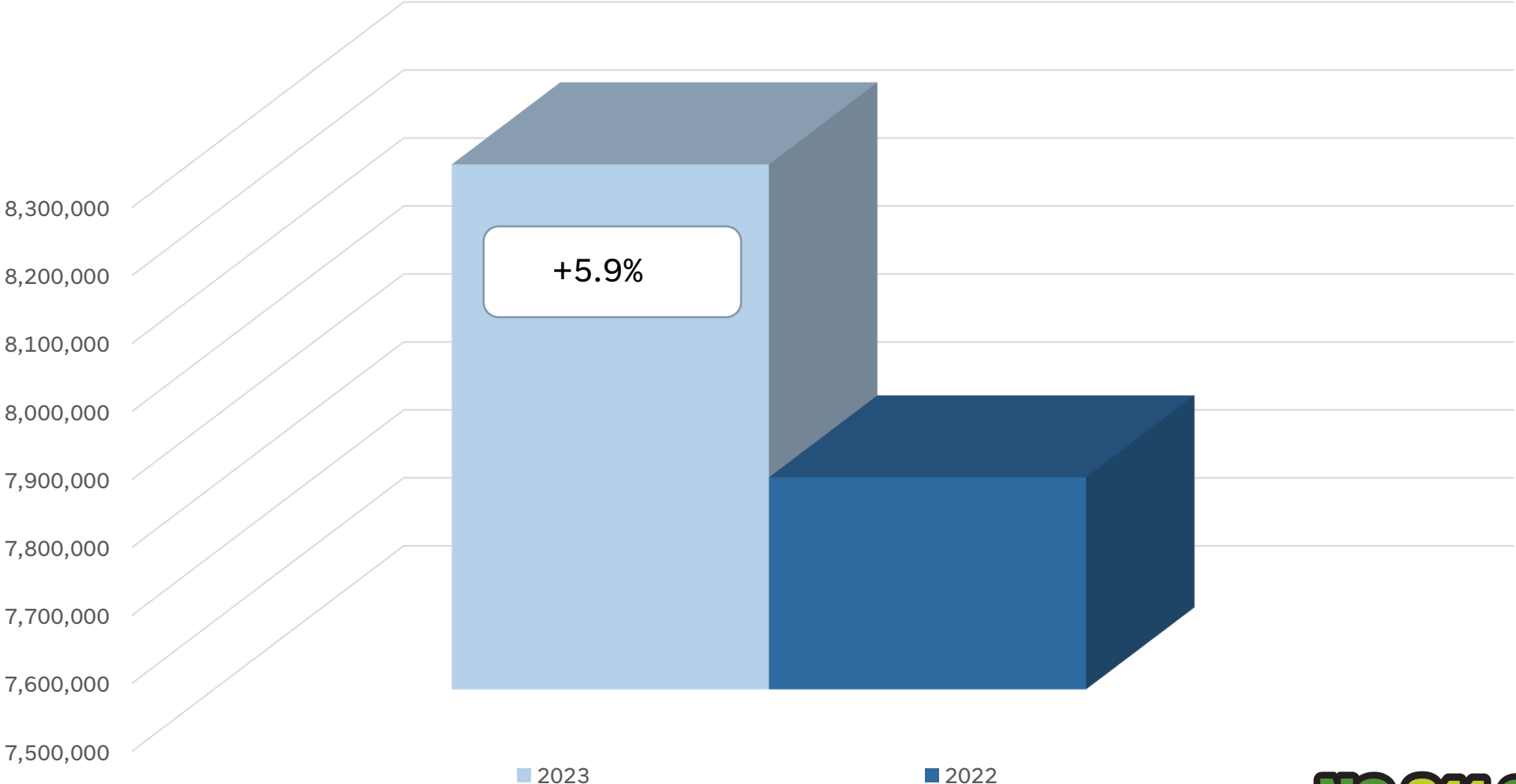
Transmissions for NC

JULY 2023 vs 2022



Transmissions for NC

YTD 2023 vs 2022



County Ticket Volume

JULY 2023 vs 2022

Nash	3 HR	CNCL	NEW	RXMT	UPDT	TOTAL Tickets
2022	11	4	814	26	472	1327
2023	31	17	1148	16	443	1655
+/- Var	181.8%	325.0%	41.0%	-38.5%	-6.1%	24.7%
		Avg Locates per Day				83

County Ticket Volume

JULY 2023 vs 2022

Edgecombe	3 HR	CNCL	NEW	RXMT	UPDT	TOTAL Tickets
2022	2	1	343	10	102	458
2023	2	5	424	4	299	734
+/- Var	0.0%	400.0%	23.6%	-60.0%	193.1%	60.3%
Avg Locates per Day						37

County Ticket Volume

JULY 2023 vs 2022

Wilson	3 HR	CNCL	NEW	RXMT	UPDT	TOTAL Tickets
2022	2	6	698	14	154	874
2023	14	3	567	7	120	711
+/- Var	600.0%	-50.0%	-18.8%	-50.0%	-22.1%	-18.6%
		Avg Locates per Day				36

County Ticket Volume

YTD vs Previous Year

Nash	3 HR	CNCL	NEW	RXMT	UPDT	TOTAL Tickets
2022	109	65	6590	196	4326	11286
2023	172	106	7713	114	3562	11667
+/- Var	57.8%	63.1%	17.0%	-41.8%	-17.7%	3.4%
		Avg Locates per Day				80

County Ticket Volume

YTD vs Previous Year

Edgecombe	3 HR	CNCL	NEW	RXMT	UPDT	TOTAL Tickets
2022	45	33	2777	50	665	3570
2023	156	39	3222	92	1175	4684
+/- Var	246.7%	18.2%	16.0%	84.0%	76.7%	31.2%
		Avg Locates per Day				32

County Ticket Volume

YTD vs Previous Year

Wilson	3 HR	CNCL	NEW	RXMT	UPDT	TOTAL Tickets
2022	56	84	5645	100	1530	7415
2023	55	39	4288	85	1232	5699
+/- Var	-1.8%	-53.6%	-24.0%	-15.0%	-19.5%	-23.1%
		Avg Locates per Day				39

County Ticket Distribution

County/Place	07 Jul
NASH	1655
BAILEY	262
BATTLEBORO	37
CASTALIA	4
DORTCHES	3
DRY WELLS	2
GOLD ROCK	1
JOYNERS CROSSING	2
MIDDLESEX	125
NASHVILLE	249
RED OAK	29
ROCKY CROSS	1
ROCKY MOUNT	672
SHARPSBURG	4
SPRING HOPE	242
WHITAKERS	22

County Ticket Distribution

County/Place	07 Jul
EDGECOMBE	734
BATTLEBORO	18
CONETOE	4
LEGGETT	1
MACCLESFIELD	8
PINETOPS	25
PRINCEVILLE	9
ROCKY MOUNT	183
SHARPSBURG	2
TARBORO	472
WHITAKERS	12

County Ticket Distribution

County/Place	07 Jul
WILSON	711
BLACK CREEK	6
ELM CITY	43
KENLY	12
LUCAMA	23
SHARPSBURG	2
SIMS	19
STANTONSBURG	28
WILSON	578

DAMAGES



DIRT Damage Information
Reporting Tool

Damages reported for JULY – 1,131

NC-Alamance	31
NC-Anson	2
NC-Ashe	1
NC-Beaufort	1
NC-Bladen	2
NC-Brunswick	8
NC-Buncombe	12
NC-Burke	1
NC-Cabarrus	30
NC-Caldwell	3
NC-Camden	1
NC-Carteret	4
NC-Caswell	5
NC-Catawba	24
NC-Chatham	10
NC-Cherokee	1
NC-Chowan	13
NC-Cleveland	3
NC-Columbus	1
NC-Craven	7
NC-Cumberland	23
NC-Currituck	4



NC-Dare	4
NC-Davidson	15
NC-Davie	7
NC-Duplin	5
NC-Durham	46
NC-Edgecombe	1
NC-Forsyth	33
NC-Franklin	6
NC-Gaston	13
NC-Granville	3
NC-Guilford	49
NC-Halifax	3
NC-Harnett	22
NC-Haywood	6
NC-Henderson	4
NC-Hertford	4
NC-Hoke	4
NC-Iredell	22
NC-Jackson	3
NC-Johnston	23
NC-Lee	12
NC-Lenoir	4
NC-Lincoln	4
NC-Macon	1
NC-McDowell	3



NC-Mecklenburg	171
NC-Mitchell	1
NC-Montgomery	3
NC-Moore	15
NC-Nash	5
NC-New Hanover	24
NC-Onslow	13
NC-Orange	31
NC-Pasquotank	1
NC-Pender	11
NC-Perquimans	1
NC-Person	1
NC-Pitt	43
NC-Polk	1
NC-Randolph	17
NC-Richmond	1
NC-Robeson	14
NC-Rockingham	5
NC-Rowan	12
NC-Rutherford	4
NC-Sampson	4
NC-Stokes	3
NC-Surry	3
NC-Union	36
NC-Vance	1
NC-Wake	205
NC-Warren	2
NC-Watauga	3
NC-Wayne	10
NC-Wilson	5
NC-Yadkin	1



Top 10 Callers for – Nash

Rank	Name	Totals
1	UNIVERSAL CABLE SERVICES, LLC	142
2	MD TELECOM	112
3	PIKE ELECTRIC	83
4	CITY OF ROCKY MOUNT	62
5	V 1 FIBER	58
6	BARNHILL CONTRACTING	54
7	KNIGHT BROADBAND, LLC	46
8	ROCKFORD CORPORATION	41
9	ARREAGA UNDERGROUND INC.	38
10	NASH COUNTY DOT	36

Top 10 Callers for – Edgecombe

Rank	Name	Totals
1	PARKER STOCKSTILL CONSTRUCTION, INC	192
2	ALLTECH DIRECTIONAL SERVICES	63
3	WILLIS CABLE CONSTRUCTION, INC	45
4	ARREAGA UNDERGROUND INC.	39
5	CITY OF ROCKY MOUNT	30
6	LINE TECH SERVICES	30
7	TOWN OF TARBORO	26
8	MD TELECOM	24
9	MIDDLE CREEK CABLE INC	13
10	E & M CONTRACTING INC	13

Top 10 Callers for – Wilson

Rank	Name	Totals
1	KNIGHT BROADBAND, LLC	92
2	T AND R UNDERGROUND CONSTRUCTION	50
3	CITY OF WILSON	39
4	CITY OF WILSON	32
5	CITY OF WILSON	30
6	CITY OF WILSON	30
7	CITY OF WILSON	26
8	TRC CONSTRUCTION, INC	19
9	C&M PLUMBING	18
10	MOYE FENCE COMPANY	17



2023 / 2024 State UCC Officers



CHAIR
Ralph Murphy



CO-CHAIR
Lindsey Pontz



SECRETARY
Shawn Kelly




TREASURER
Sandra Johnson

On July 11th during the State UCC Meeting in Concord, Chase Gibson with the City of Kings Mountain was presented the Safe Digging Partner Damage Prevention Most Valuable Professional award from NC811.

Congratulations Chase!



OUR NC811 EDUCATION TEAM



STEVEN MOORE
Media Relation Specialist



ANN RUSHING
Education Manager



HOWARD COREY
Eastern Liaison



TAMI GROVES
Southeast Liaison



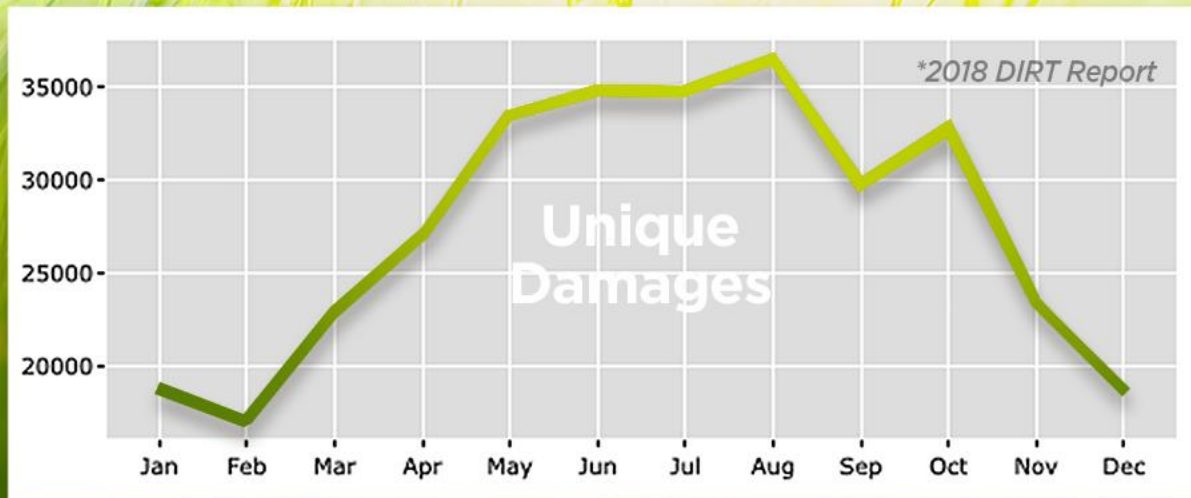
TYLER ROSS
Western Liaison



PARRISH REDDICK
Piedmont Liaison



More damages occur in August than any other month.*



Always #call811 before digging.



<https://nc811.org/811-day/>



- A copy of this presentation is available at www.ncucc.org
- If this meeting was virtual or hybrid, a video is available on ncucc.org. Go to County UCC's. The video will be listed under the month and year the meeting took place.