



MONTHLY UPDATE

SEPTEMBER 2023

Randolph County

**JOINT
SCNC UCC
CONFERENCE**

**2024
APRIL 30 -
MAY 3**

CHARLESTON, SC

**STAY TUNED
MORE INFORMATION
COMING SOON**

**SAVE
THE
DATE**





STATE UCC MEETING

Tuesday, September 12th at 10:00 am
Piedmont Natural Gas Company
1321 S 10th St, Wilmington



Locate Resolution
Partnership Committee

Wednesday, September 20th at 11:00 am
NC811
5009 High Point Rd, Greensboro



School is back in session



Visit ncdot.gov and search “School Bus Safety”

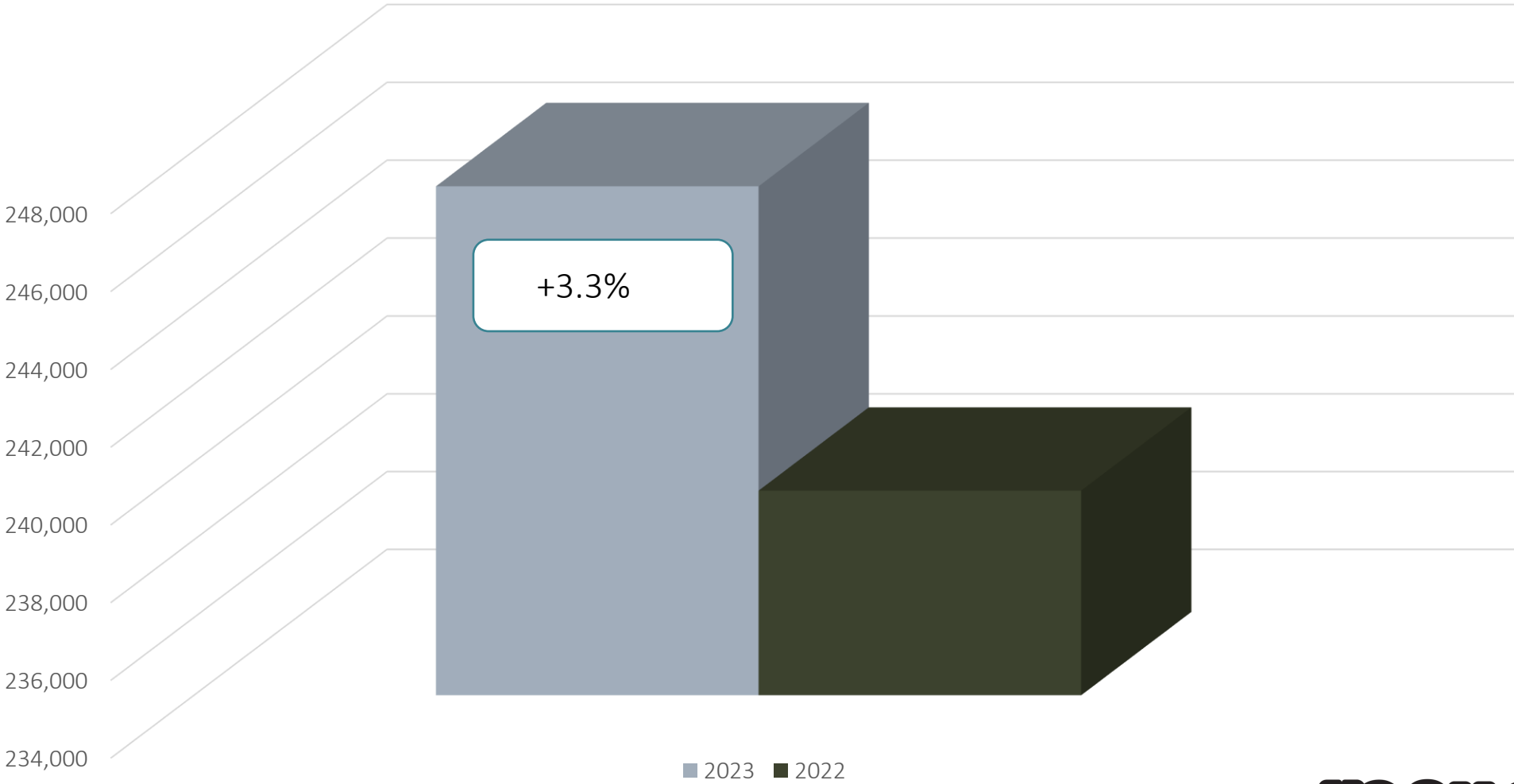


NC811 Data

Locate requests,
transmissions,
county ticket volume
and distribution

Locate Requests for NC

AUG 2023 vs 2022

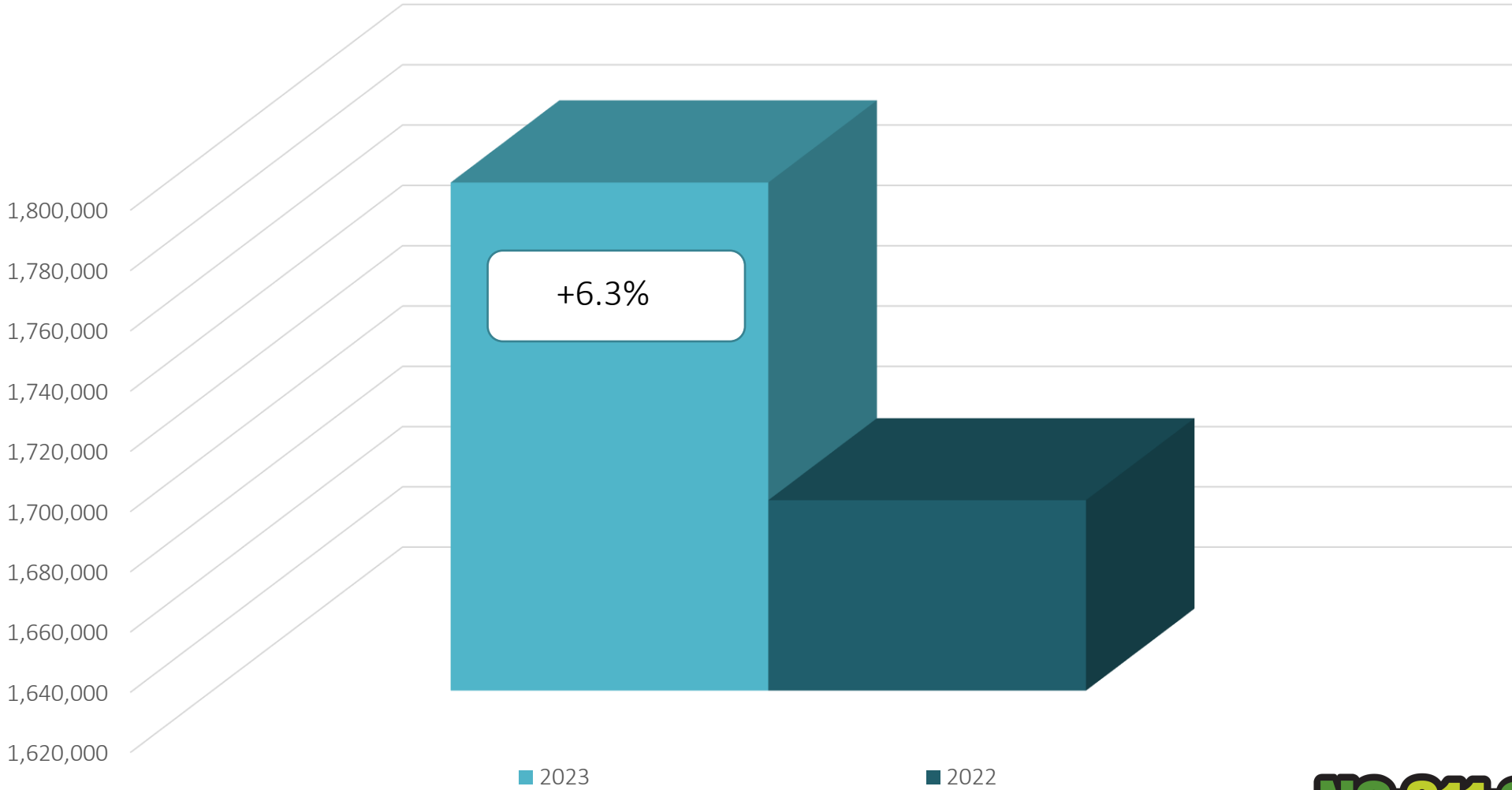


MTD August 2023 – 247,083 / 2022 – 239,263 = +3.3%
YTD 2023 – 1,788,620 / 2022 – 1,683,240 = +6.3 %
Updates for August 2023 – (74,022) = 30% of volume / July 30.2% = -.2% (Decrease the month before)



Locate Requests for NC

YTD 2023 vs 2022

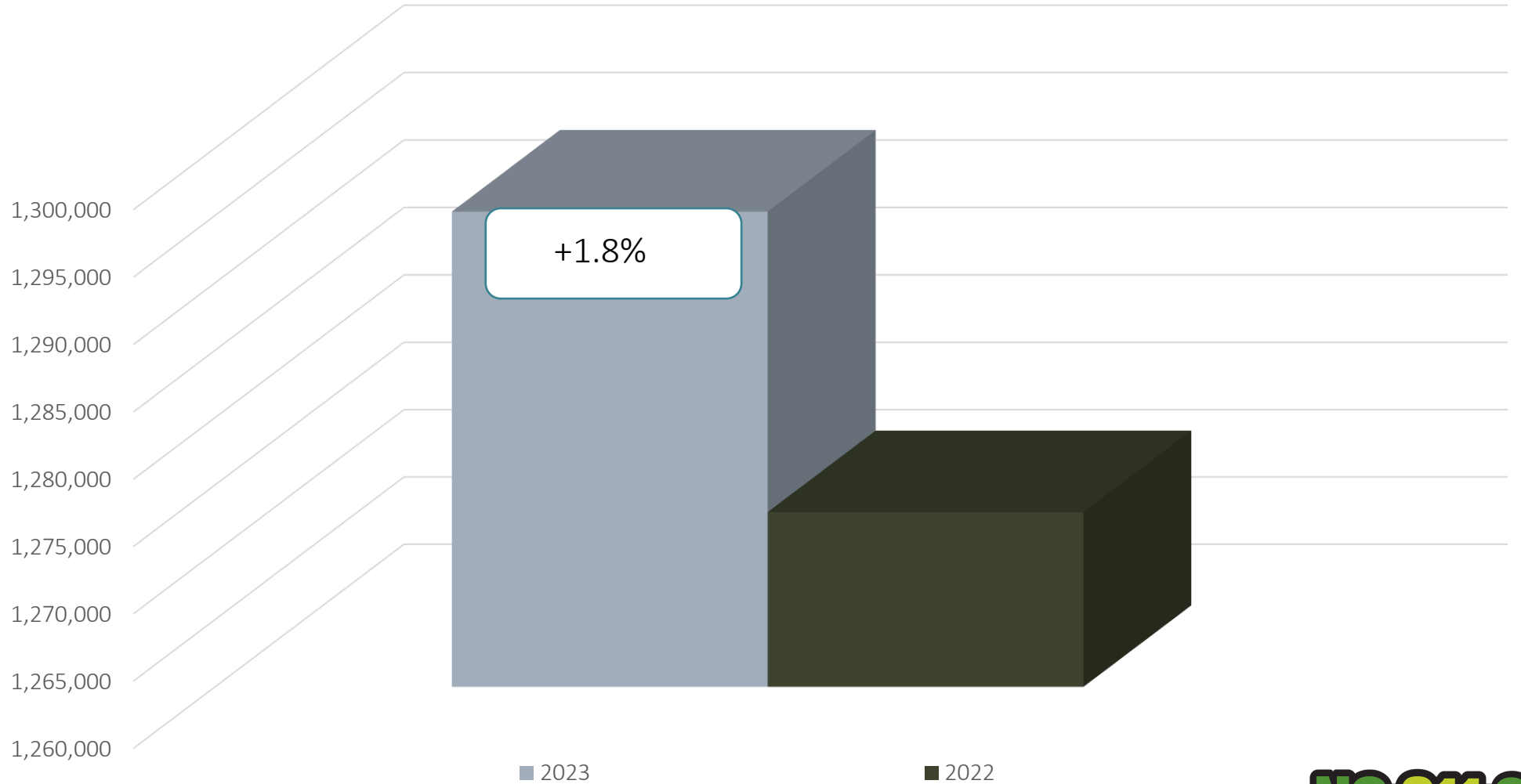


MTD August 2023 – 247,083 / 2022 – 239,263 = +3.3%
YTD 2023 – 1,788,620 / 2022 – 1,683,240 = +6.3 %
Updates for August 2023 – (74,022) = 30% of volume / July 30.2% = -.2% (Decrease the month before)



Transmissions for NC

AUG 2023 vs 2022

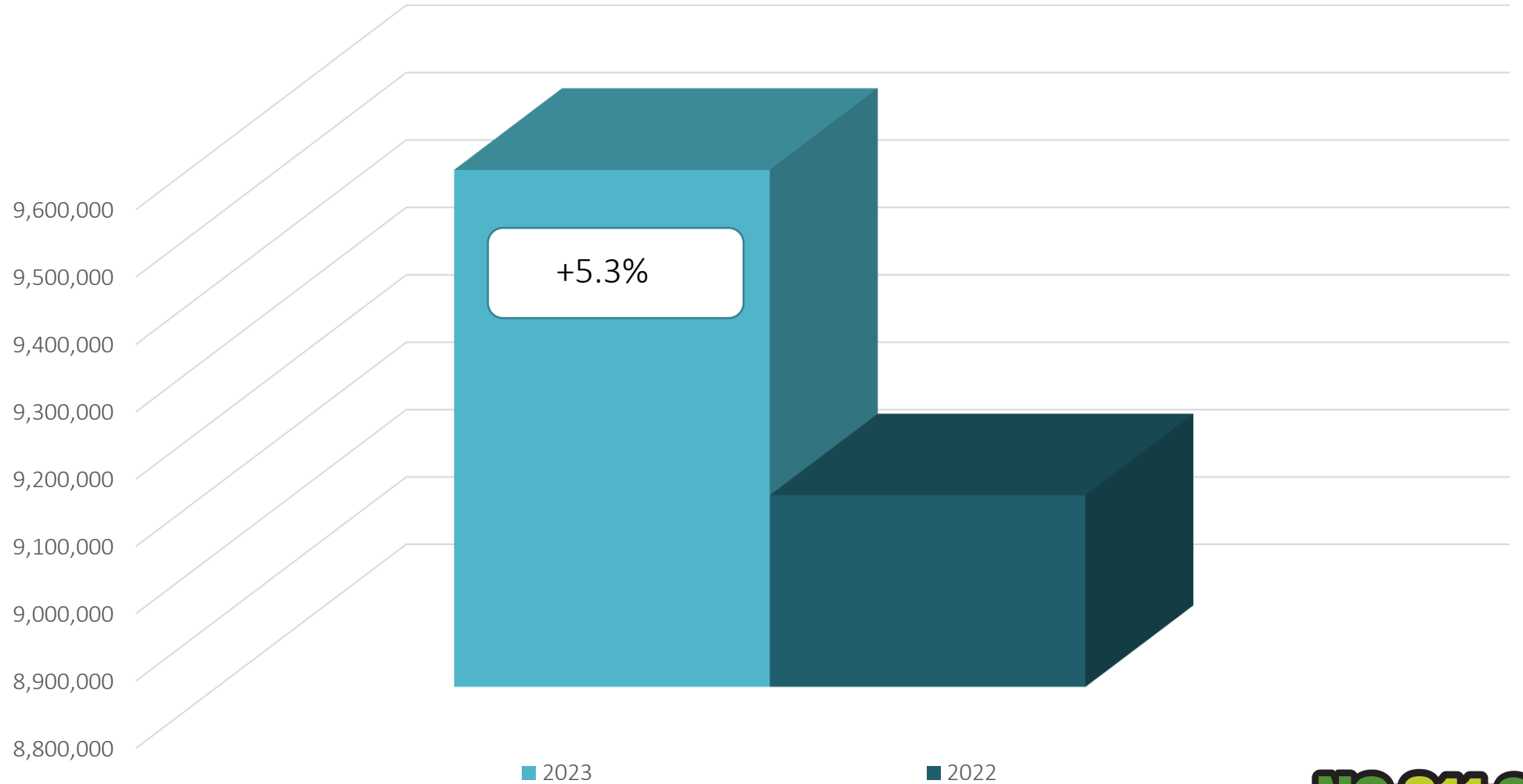


Transmissions MTD 2023 – 1,295,285 / 2022 – 1,272,985 = +1.8%
Transmissions YTD 2023 – 9,567,649 / 2022 – 9,084,787 = +5.3%



Transmissions for NC

YTD 2023 vs 2022



Transmissions MTD 2023 – 1,295,285 / 2022 – 1,272,985 = +1.8%
Transmissions YTD 2023 – 9,567,649 / 2022 – 9,084,787 = +5.3%



County Ticket Volume

AUG 2023 vs 2022



Randolph	3 HR	CNCL	NEW	RXMT	UPDT	TOTAL Tickets
2022	71	8	1404	42	478	2003
2023	68	21	1930	30	964	3013
	-4.2%	162.5%	37.5%	-28.6%	101.7%	50.4%
				Locates per day		131

County Ticket Volume

YTD vs Previous Year



	3 HR	CNCL	NEW	RXMT	UPDT	TOTAL Tickets
2022	465	137	10315	409	3283	14609
2023	1300	259	16545	441	9598	28143
	179.6%	89.1%	60.4%	7.8%	192.4%	92.6%

County Ticket Distribution

RANDOLPH	3013
ARCHDALE	129
ASHEBORO	1283
FRANKLINVILLE	208
HIGH POINT	13
LEVEL CROSS	64
LIBERTY	371
RAMSEUR	142
RANDLEMAN	217
SEAGROVE	44
SOPHIA	68
STALEY	22
THOMASVILLE	37
TRINITY	361

Damages reported for AUGUST



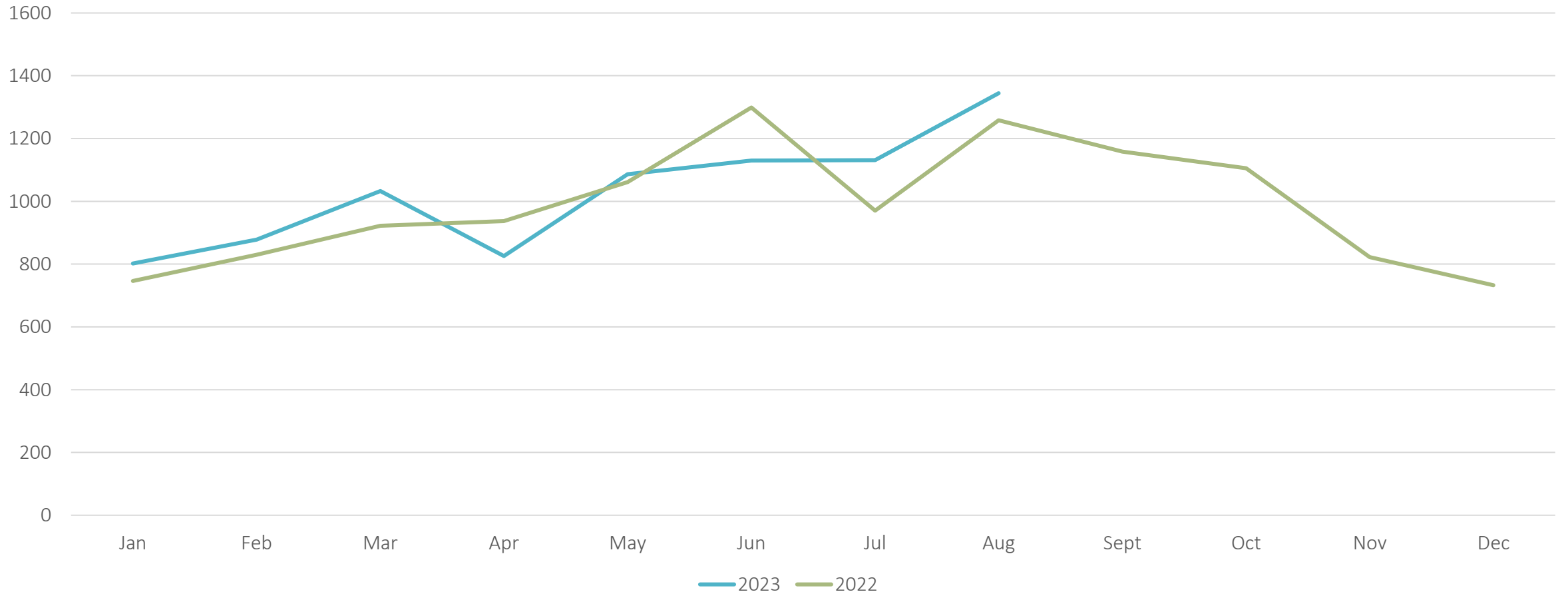
NC-Alamance	64
NC-Alexander	3
NC-Avery	1
NC-Bladen	3
NC-Brunswick	14
NC-Buncombe	21
NC-Burke	2
NC-Cabarrus	26
NC-Caldwell	3
NC-Carteret	7
NC-Caswell	4
NC-Catawba	18
NC-Chatham	18
NC-Cherokee	2
NC-Chowan	4
NC-Clay	1
NC-Cleveland	5
NC-Columbus	7
NC-Craven	40
NC-Cumberland	52
NC-Currituck	2
NC-Dare	5

NC-Davidson	18
NC-Davie	3
NC-Duplin	2
NC-Durham	81
NC-Edgecombe	3
NC-Forsyth	60
NC-Franklin	6
NC-Gaston	21
NC-Gates	6
NC-Graham	1
NC-Granville	2
NC-Greene	1
NC-Guilford	69
NC-Halifax	1
NC-Harnett	33
NC-Haywood	3
NC-Henderson	10
NC-Hoke	4
NC-Iredell	40
NC-Jackson	4
NC-Johnston	21
NC-Lee	9
NC-Lenoir	4
NC-Lincoln	2
NC-Macon	3

NC-Madison	1
NC-McDowell	2
NC-Mecklenburg	186
NC-Montgomery	1
NC-Moore	13
NC-Nash	3
NC-New Hanover	11
NC-Onslow	36
NC-Orange	44
NC-Pamlico	1
NC-Pasquotank	1
NC-Pender	8
NC-Person	3
NC-Pitt	27
NC-Randolph	11
NC-Robeson	12
NC-Rockingham	3
NC-Rowan	12
NC-Rutherford	3
NC-Sampson	2
NC-Scotland	1
NC-Stanly	2
NC-Stokes	5
NC-Surry	2
NC-Swain	1

NC-Union	49
NC-Wake	223
NC-Warren	1
NC-Watauga	1
NC-Wayne	7
NC-Wilkes	2
NC-Wilson	1
NC-Yadkin	1

Damages in North Carolina 2022 vs 2023



Top 10 Callers for -




1	J & J UNDERGROUND UTILITIES, LLC	360
2	G H L SERVICES, INC	207
3	SOUTHEAST CONNECTIONS, LLC	201
4	J & L CABLE SERVICES	197
5	ROADSAFE TRAFFIC SYSTEMS	157
6	ANSCO & ASSOCIATES, LLC	104
7	LEE ELECTRICAL CONSTRUCTION	90
8	CITY OF ASHEBORO	87
9	MASTEC	72
10	REAL COMMUNICATION, LLC	59

OUR NC811 EDUCATION TEAM

ANN RUSHING

Education Manager





- A copy of this presentation is available at www.ncucc.org
- If this meeting was virtual or hybrid, a video is available on ncucc.org. Go to County UCC's. The video will be listed under the month and year the meeting took place.