



# MONTHLY UPDATE

---

OCTOBER 2023

*Guilford UCC*

# EVENTS IN OCTOBER



## Breast Cancer Facts

- In the US, 1 in 8 women will be diagnosed with breast cancer in their lifetime.
- A man's lifetime risk of breast cancer is about 1 in 1,000.
- Getting a mammogram can help reduce the number of deaths from breast cancer by 30 to 40% among women ages 40 to 70



During this month NC811 has changed all of our social media icons to pink and the background of our website is pink as well.

**#breastcancerawarenessmonth**

# UNDERGROUND DAMAGE PREVENTION REVIEW BOARD MEETING

**Tuesday, October 17, 2023 10:00 AM to 5:00 PM**

5009 High Point Road  
at NC811 Event Center  
Greensboro, NC

**For more information**

**Call:** 919-670-4114

**Email:** [UDPRB@nc.gov](mailto:UDPRB@nc.gov)

**Agenda:** This is an in-person meeting. For more information, please contact the Board Administrator at [udprb@nc.gov](mailto:udprb@nc.gov) or by calling 919-670-4114.

**Meeting Type:** in person

**To join meeting:** Call 1-984-204-1487 and enter the following conference ID: 836 107 488#



# NC811 BOARD MEETING

**Friday, October 20, 2023 8:00 AM to 12:00 PM**

Embassy Suites by Hilton Wilmington Riverfront,  
9 Estell Lee Place, Wilmington, NC, 28401

Contact Stephanie Brown at [stephanie@nc811.org](mailto:stephanie@nc811.org) for attendance.





# NC811 Data

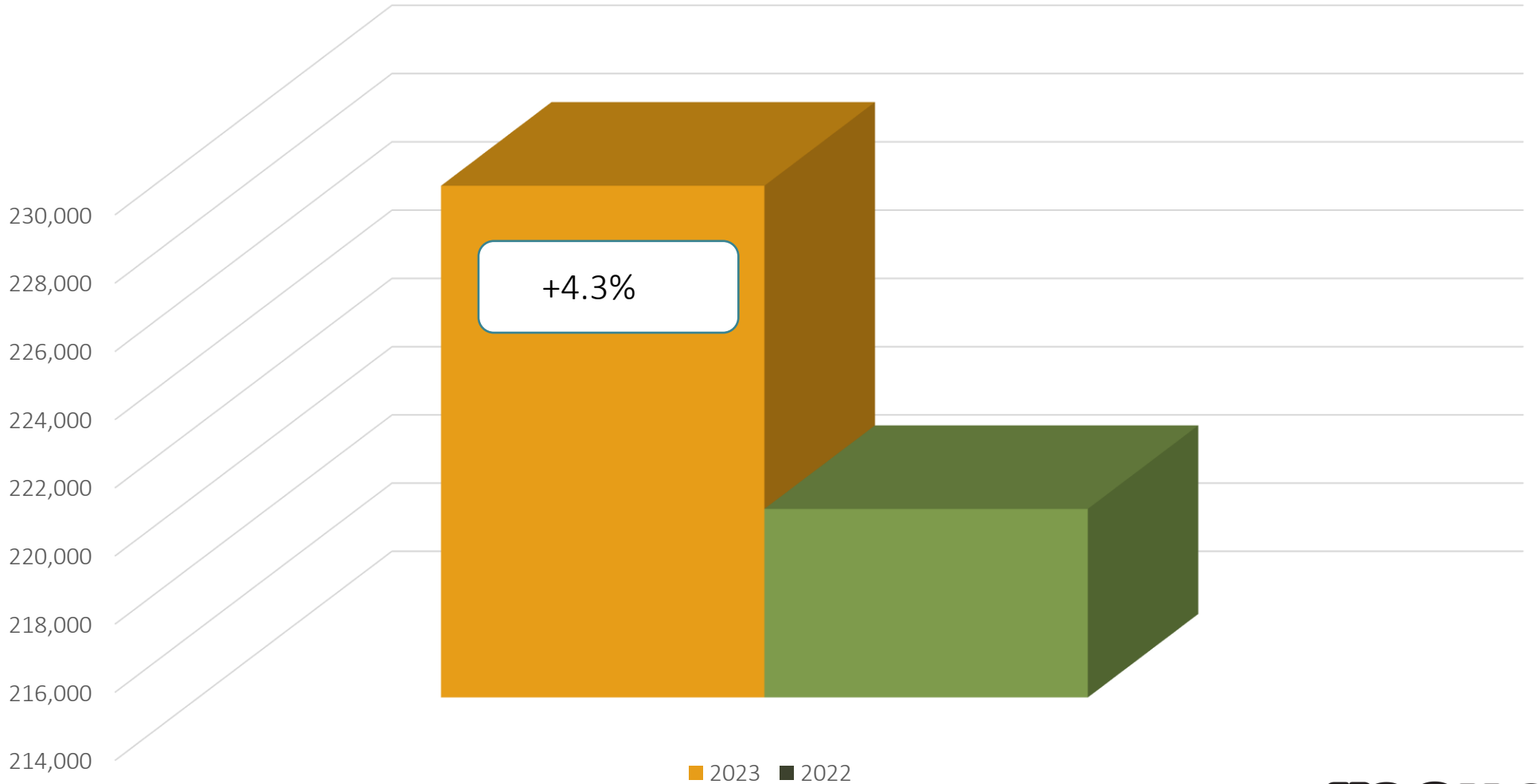
Locate requests, transmissions, county ticket volume and distribution





# Locate Requests for NC

## SEPT 2023 vs 2022



MTD September 2023 – 229,003 / 2022 - 219,532 = +4.3%

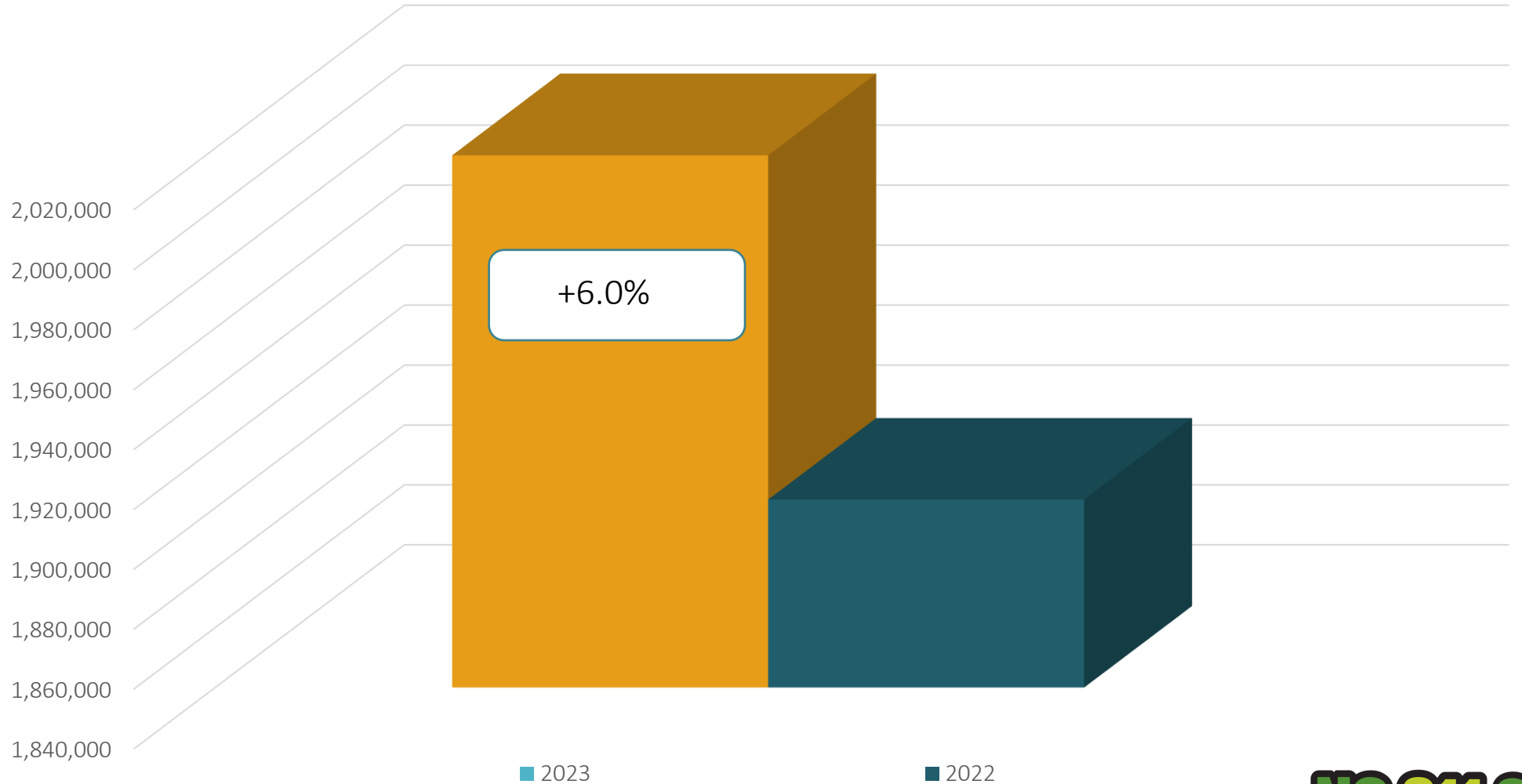
YTD 2023 – 2,017,623 / 2022 – 1,902,772 = +6.0 %

Updates for Sept 2023 – (66,923) = 29.2% of volume / August 30.% = -.8% (Decrease the month before)



# Locate Requests for NC

## YTD 2023 vs 2022



MTD September 2023 – 229,003 / 2022 - 219,532 = +4.3%

YTD 2023 – 2,017,623 / 2022 – 1,902,772 = +6.0%

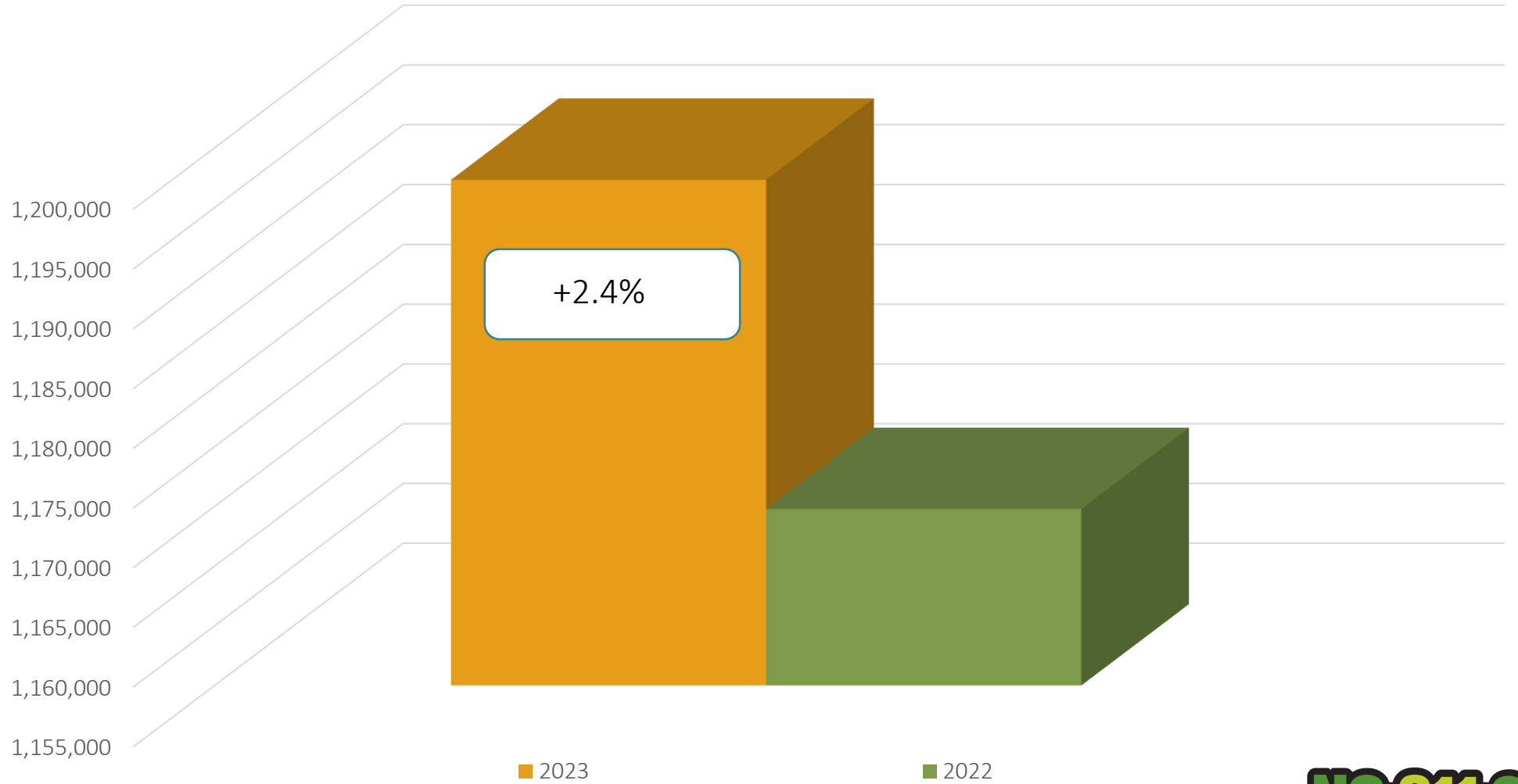
Updates for Sept 2023 – (66,923) = 29.2% of volume / August 30.% = -.8% (Decrease the month before)





# Transmissions for NC

## SEPT 2023 vs 2022

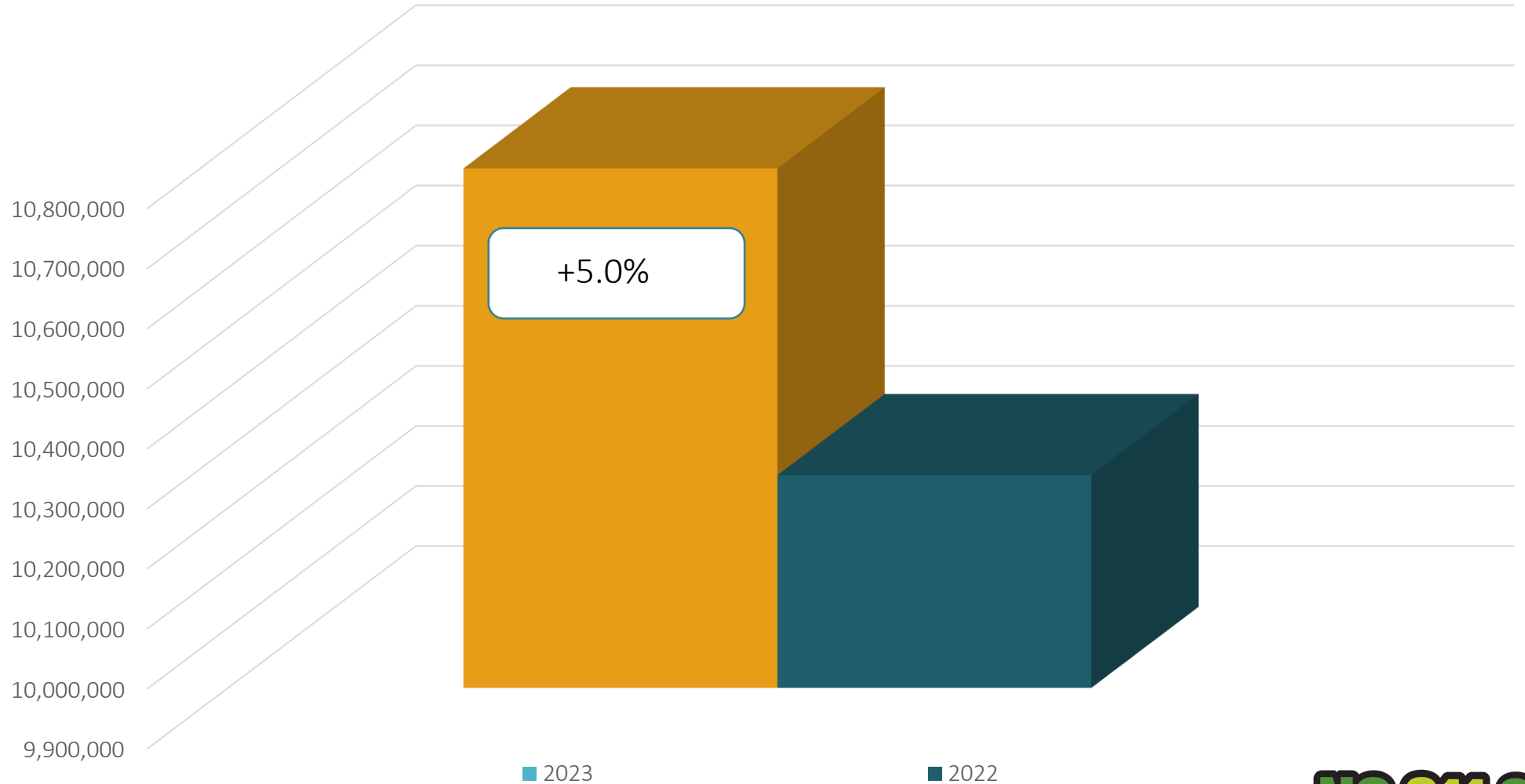


Transmissions MTD 2023 – 1,197,317 / 2022 – 1,169,779 = +2.4%  
Transmissions YTD 2023 – 10,764,966 / 2022 – 10,254,566 = +5.0%



# Transmissions for NC

## YTD 2023 vs 2022



Transmissions MTD 2023 – 1,197,317 / 2022 – 1,169,779 = +2.4%  
Transmissions YTD 2023 – 10,764,966 / 2022 – 10,254,566 = +5.0%



# County Ticket Volume

## SEPT 2023 vs 2022

Guilford	3 HR	CNCL	NEW	RXMT	UPDT	TOTAL Tickets
2022	538	76	6532	243	4242	11631
2023	554	91	6053	266	3117	10081
	3.0%	19.7%	-7.3%	9.5%	-26.5%	-13.3%
				Locates per day		438



# County Ticket Volume

# YTD vs Previous Year

Guilford	3 HR	CNCL	NEW	RXMT	UPDT	TOTAL Tickets
2022	2617	781	48277	1390	28353	81418
2023	3012	785	45597	1366	25970	76730
	15.1%	0.5%	-5.6%	-1.7%	-8.4%	-5.8%

# County Ticket Distribution



<b>GUILFORD</b>	<b>10081</b>
BROWNS SUMMIT	238
BURLINGTON	56
CLIMAX	35
COLFAX	67
GIBSONVILLE	273
<b>GREENSBORO</b>	<b>6105</b>
<b>HIGH POINT</b>	<b>1469</b>
JAMESTOWN	356
JULIAN	46
KERNERSVILLE	51
MCLEANSVILLE	93
<b>OAK RIDGE</b>	<b>556</b>
PLEASANT GARDEN	88
STOKESDALE	125
SUMMERFIELD	259
WHITSETT	181



# DAMAGES



**DIRT** Damage Information  
Reporting Tool



# Damages reported for September

NC-Alamance	44
NC-Alexander	5
NC-Bladen	3
NC-Brunswick	19
NC-Buncombe	21
NC-Burke	4
NC-Cabarrus	28
NC-Caldwell	1
NC-Carteret	4
NC-Caswell	1
NC-Catawba	24
NC-Chatham	7
NC-Cherokee	1
NC-Chowan	6
NC-Clay	1
NC-Cleveland	3
NC-Columbus	11
NC-Craven	12
NC-Cumberland	29
NC-Currituck	1
NC-Dare	2
NC-Davidson	15

NC-Davie	7
NC-Duplin	1
<b>NC-Durham</b>	<b>87</b>
NC-Edgecombe	3
NC-Forsyth	56
NC-Franklin	2
NC-Gaston	24
NC-Gates	6
NC-Granville	1
NC-Greene	1
NC-Guilford	46
NC-Halifax	1
NC-Harnett	29
NC-Haywood	1
NC-Henderson	17
NC-Hertford	1
NC-Hoke	9
NC-Iredell	41
NC-Jackson	1
NC-Johnston	13
NC-Lee	6
NC-Lenoir	10
NC-Lincoln	7
NC-Martin	2
NC-McDowell	3

## Grand Total 1193

NC-Mecklenburg	170
NC-Montgomery	1
NC-Moore	13
NC-Nash	3
NC-New Hanover	12
NC-Northampton	1
NC-Onslow	23
NC-Orange	30
NC-Pender	8
NC-Person	5
NC-Pitt	17
NC-Randolph	8
NC-Robeson	6
NC-Rockingham	13
NC-Rowan	11
NC-Rutherford	5
NC-Sampson	2
NC-Scotland	3
NC-Stanly	2
NC-Stokes	3
NC-Surry	1
NC-Swain	1
NC-Union	35
<b>NC-Wake</b>	<b>177</b>
NC-Warren	3

NC-Watauga	1
NC-Wayne	13
NC-Wilson	6
NC-Yadkin	3



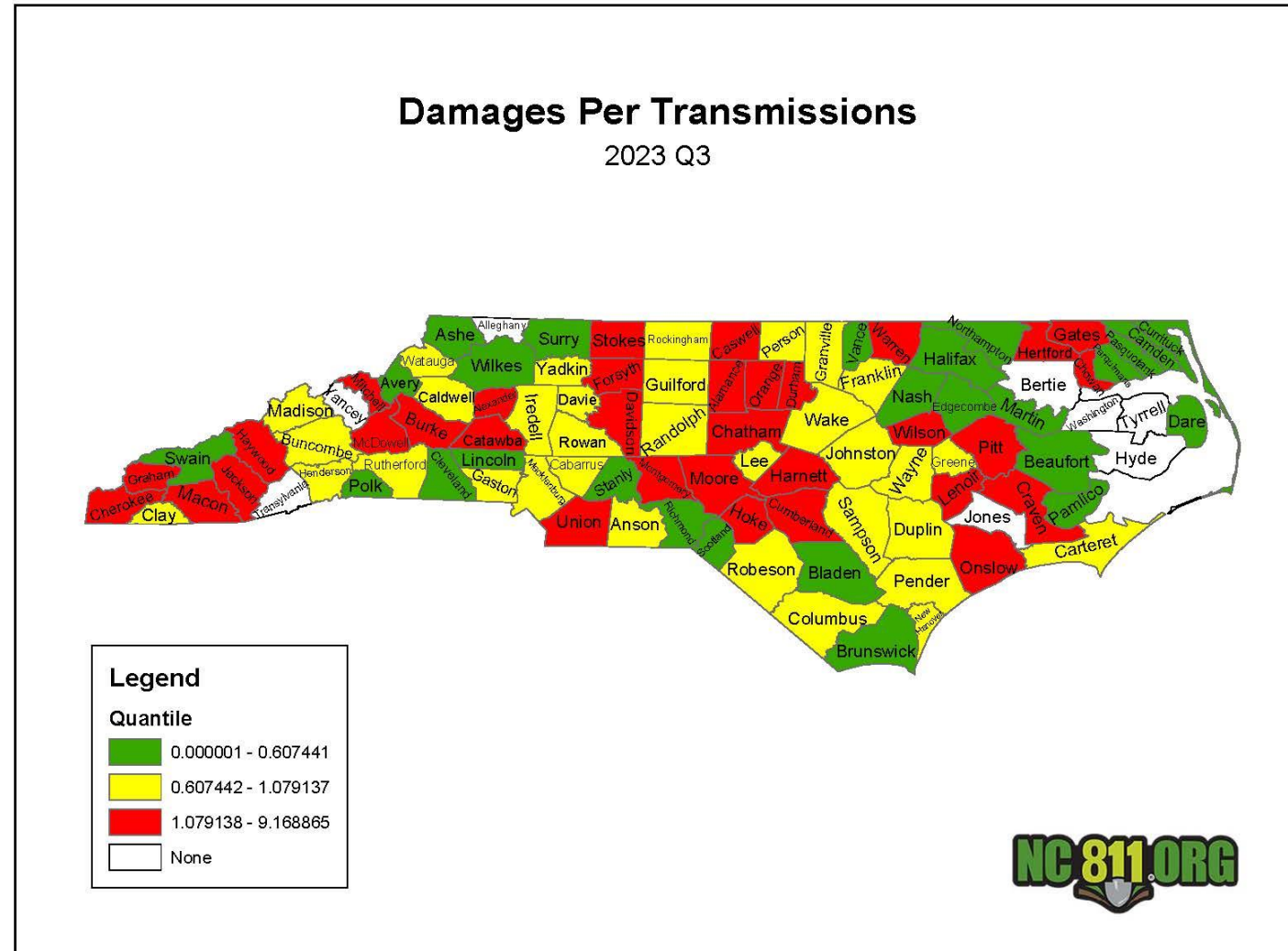
# DIRT Damages Per County

- + The next slide is busy but tells an important story.
- + The industry tends to track damages by ratio of damages by thousand tickets and damages by thousand transmissions.
- + By tracking this ratio monthly, we can trend each county over time to see if the ratio is rising or falling.
- + A ratio is more accurate than straight damages because it takes into account the volume which can vary in rate of change by county.

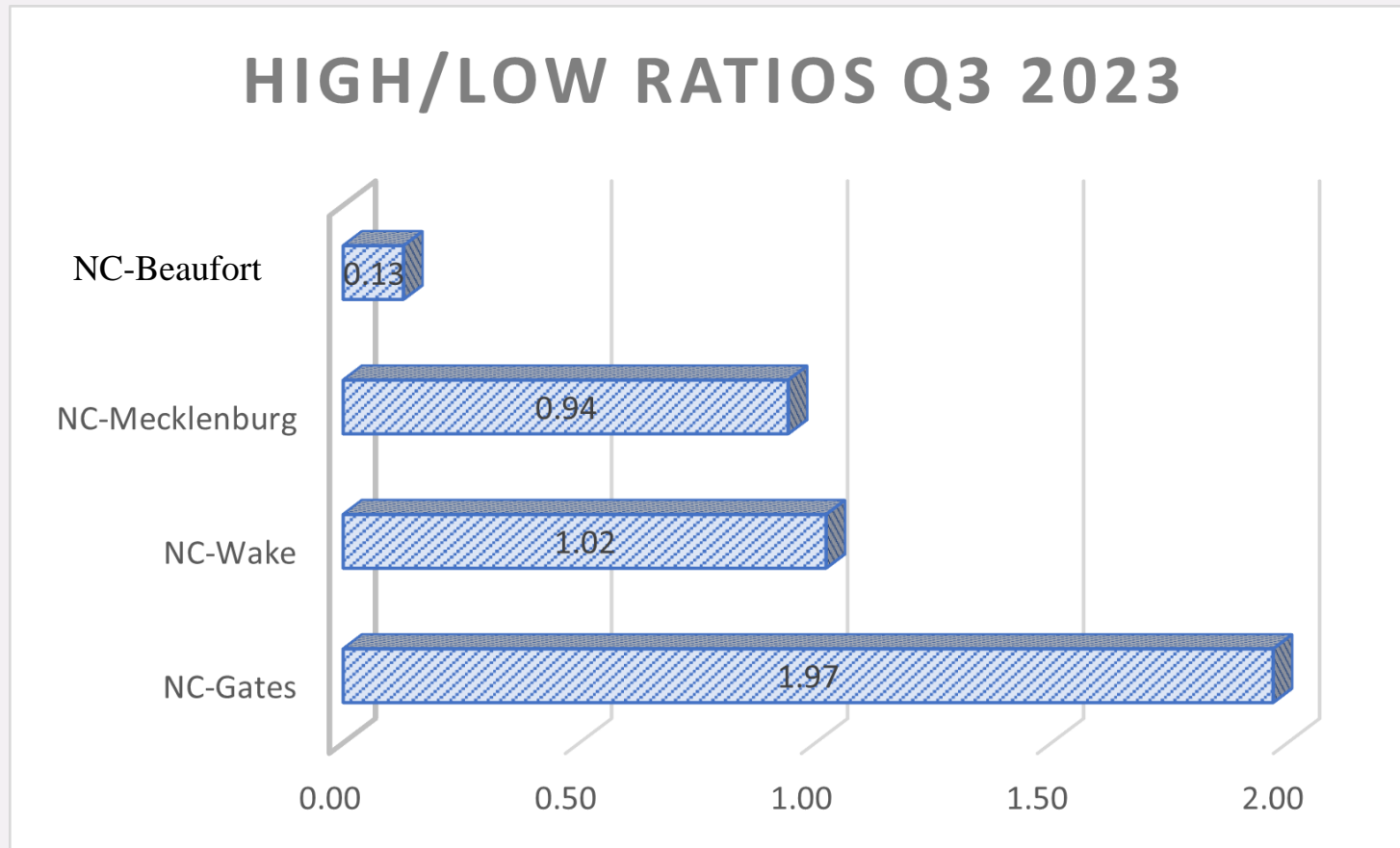
Row Labels	Count	County	q3 tickets	q3 trans	per1000 tck	per 1000 trans							
Grand Total	3709	GRAND TOTAL	692463	3715426	5.36	1.00	NC-Alexander	8	ALEXANDER	1344	6080	5.95	1.32
NC-Wake	605	WAKE	93462	591550	6.47	1.02	NC-Bladen	8	BLADEN	4336	14855	1.85	0.54
NC-Mecklenburg	527	MECKLENBURG	86546	559108	6.09	0.94	NC-Duplin	8	DUPLIN	2729	10733	2.93	0.75
NC-Durham	214	DURHAM	26537	189647	8.06	1.13	NC-Jackson	8	JACKSON	1688	6023	4.74	1.33
NC-Guilford	164	GUILFORD	29174	171581	5.62	0.96	NC-McDowell	8	MCDOWELL	1276	4949	6.27	1.62
NC-Forsyth	149	FORSYTH	25444	133894	5.86	1.11	NC-Sampson	8	SAMPSON	3357	11782	2.38	0.68
NC-Alamance	139	ALAMANCE	16271	78771	8.54	1.76	NC-Burke	7	BURKE	2784	15160	2.51	9.17
NC-Union	120	UNION	16466	84875	7.29	1.41	NC-Caldwell	7	CALDWELL	2599	10873	2.69	0.64
NC-Orange	105	ORANGE	15287	77608	6.87	1.35	NC-Currituck	7	CURRITUCK	2650	12208	1.39	0.57
NC-Cumberland	104	CUMBERLAND	16717	91872	6.22	1.13	NC-Edgecombe	7	EDGECOMBE	2221	12577	3.15	0.56
NC-Iredell	103	IREDELL	20487	105334	5.03	0.98	NC-Granville	6	GRANVILLE	2345	8704	2.56	0.69
NC-Pitt	87	PITT	11405	70721	7.63	1.23	NC-Surry	6	SURRY	4037	16376	1.49	0.37
NC-Cabarrus	84	CABARRUS	15533	82436	5.41	1.02	NC-Warren	6	WARREN	1209	3830	0.06	1.57
NC-Harnett	84	HARNETT	11596	56652	7.24	1.48	NC-Halifax	5	HALIFAX	1907	8653	2.62	0.58
NC-Onslow	72	ONSLow	9365	45370	7.69	1.59	NC-Hertford	5	HERTFORD	701	2647	7.13	1.89
NC-Catawba	66	CATAWBA	10641	58960	6.20	1.12	NC-Montgomery	5	MONTGOMERY	1259	4210	3.97	1.19
NC-Craven	59	CRAVEN	8186	52088	7.21	1.13	NC-Watauga	5	WATAUGA	1786	6208	2.80	0.81
NC-Gaston	58	GASTON	11634	60154	4.99	0.96	NC-Yadkin	5	YADKIN	1906	6476	2.62	0.77
NC-Johnston	57	JOHNSTON	14196	69583	4.02	0.82	NC-Cherokee	4	CHEROKEE	1012	2337	3.95	1.71
NC-Buncombe	54	BUNCOMBE	12695	78461	4.25	0.69	NC-Macon	4	MACON	1173	3686	3.41	1.09
NC-Davidson	48	DAVIDSON	8902	41084	5.39	1.17	NC-Scotland	4	SCOTLAND	1455	6585	2.75	0.61
NC-New Hanover	47	NEW HANOVER	12749	68811	3.69	0.68	NC-Stanly	4	STANLY	3836	13666	1.04	0.29
NC-Brunswick	41	BRUNSWICK	15862	73645	2.58	0.56	NC-Anson	2	ANSON	782	3157	2.56	0.63
NC-Moore	41	MOORE	6601	28745	6.21	1.43	NC-Clay	2	CLAY	766	2425	2.61	0.82
NC-Randolph	36	RANDOLPH	8539	38419	4.22	0.94	NC-Greene	2	GREENE	767	3259	2.61	0.61
NC-Chatham	35	CHATHAM	5985	28004	5.85	1.25	NC-Martin	2	MARTIN	2390	10140	0.84	0.20
NC-Rowan	35	ROWAN	7638	37317	4.58	0.94	NC-Pasquotank	2	PASQUOTANK	2063	9573	0.97	0.21
NC-Robeson	32	ROBESON	9636	42464	3.32	0.75	NC-Swain	2	SWAIN	1454	4790	1.38	0.42
NC-Henderson	31	HENDERSON	7849	39160	0.64	0.79	NC-Wilkes	2	WILKES	1954	7816	1.02	0.26
NC-Wayne	30	WAYNE	5709	28302	5.25	1.06	NC-Ashe	1	ASHE	1079	3766	0.93	0.27
NC-Lee	27	LEE	4603	28490	5.87	0.95	NC-Avery	1	AVERY	533	1839	1.88	0.54
NC-Pender	27	PENDER	8180	38684	3.30	0.70	NC-Beaufort	1	BEAUFORT	1881	7842	0.53	0.13
NC-Chowan	23	CHOWAN	1318	5737	17.45	4.01	NC-Camden	1	CAMDEN	535	2344	1.87	0.43
NC-Rockingham	21	ROCKINGHAM	6338	23937	3.31	0.88	NC-Graham	1	GRAHAM	443	836	2.26	1.20
NC-Columbus	19	COLUMBUS	4236	18830	4.49	1.01	NC-Madison	1	MADISON	584	1341	1.71	0.75
NC-Lenoir	18	LENOIR	2652	12422	6.79	1.45	NC-Mitchell	1	MITCHELL	224	730	4.46	1.37
NC-Davie	17	DAVIE	4734	21546	3.59	0.79	NC-Northampton	1	NORTHAMPTON	1333	5144	0.75	0.19
NC-Hoke	17	HOKE	3995	15523	4.26	1.10	NC-Pamlico	1	PAMLICO	850	3328	1.18	0.30
NC-Carteret	15	CARTERET	4168	18649	3.60	0.80	NC-Perquimans	1	PERQUIMANS	758	2903	1.32	0.34
NC-Franklin	14	FRANKLIN	4805	19209	2.91	0.73	NC-Polk	1	POLK	1061	3975	0.94	0.25
NC-Lincoln	13	LINCOLN	5127	24178	2.54	0.54	NC-Richmond	1	RICHMOND	1297	5649	0.77	0.18
NC-Gates	12	GATES	1662	6092	7.22	1.97	NC-Vance	1	VANCE	1539	5800	0.65	0.17
NC-Rutherford	12	RUTHERFORD	3475	13313	3.45	0.90							
NC-Wilson	12	WILSON	2582	8345	4.65	1.44							
NC-Cleveland	11	CLEVELAND	4520	23315	2.43	0.47							
NC-Dare	11	DARE	5031	22189	2.19	0.50							
NC-Nash	11	NASH	4548	23261	2.42	0.47							
NC-Stokes	11	STOKES	2271	7332	4.84	1.50							
NC-Caswell	10	CASWELL	2478	7327	4.04	1.36							
NC-Haywood	10	HAYWOOD	2195	8816	4.56	1.13							
NC-Bertie	9	BERTIE	2520	8240	3.56	1.08							



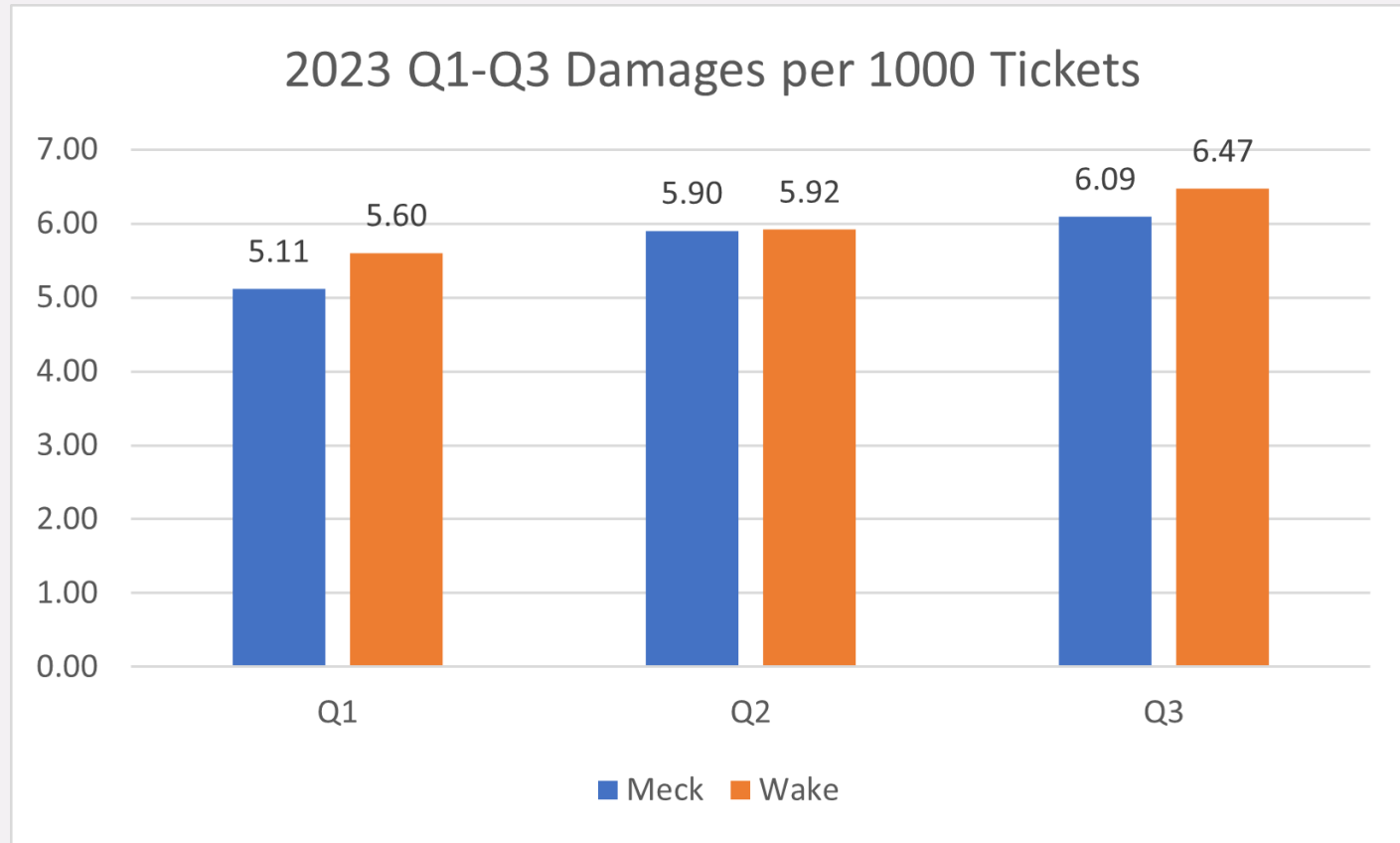
Once we have the data, they can be translated into heat maps...



Data can be used to compare a ratio against the high and low. In this case, damages per 1000 transmissions...

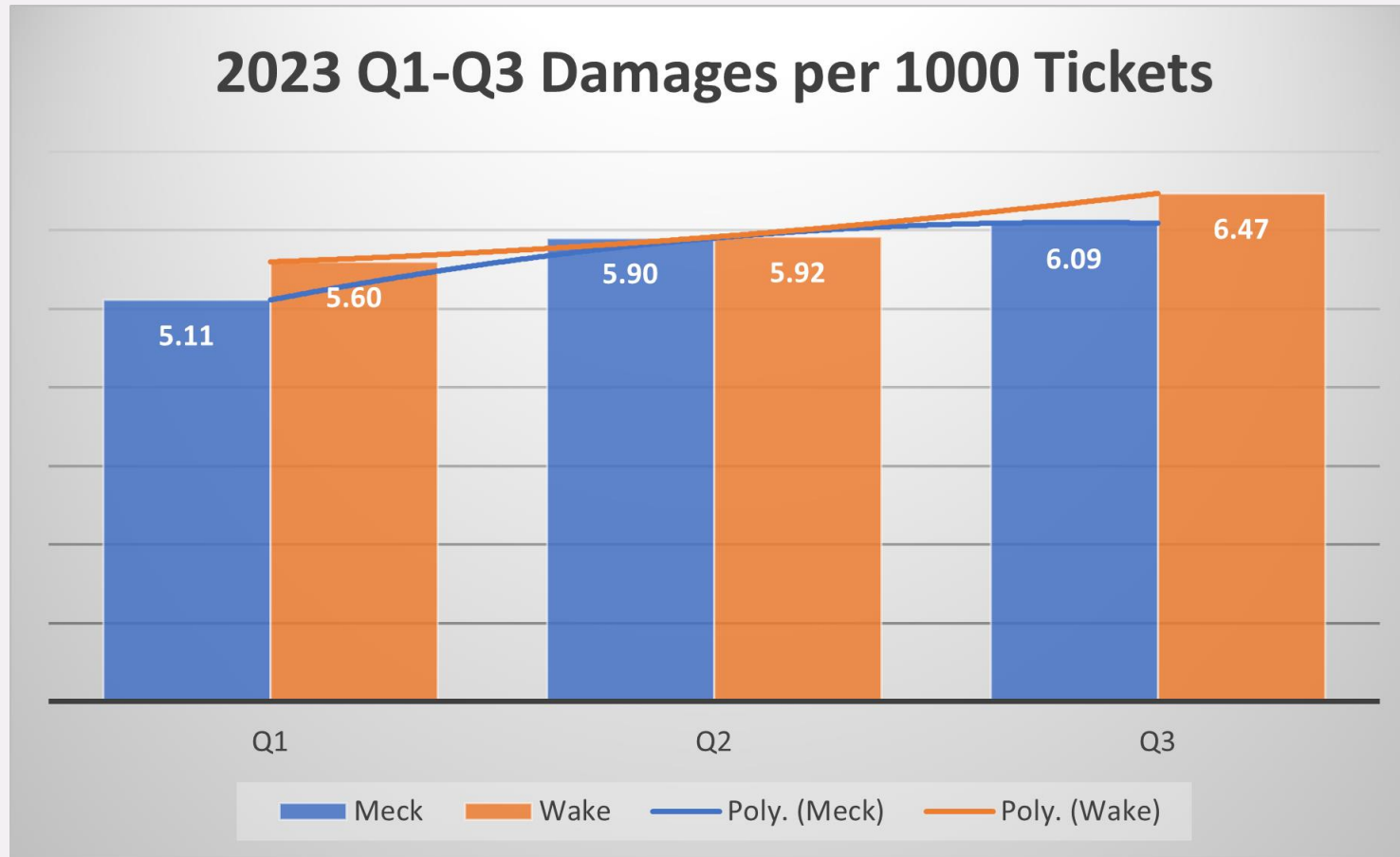


...Or tracking the trend of a county can be done against another county, Q by Q





# It Can Include Trendlines...



# NC811 Tools to assist you

## REQUEST A LOCATE

Have utilities located for a single address, residence or business using Single Address Ticket.



## UPDATE YOUR LOCATE

Update Lite allows excavators to update a locate request.

...



## REVISE A LOCATE TICKET

Revise will allow you to request a destroyed marks ticket, cancel a ticket, or request a 3-Hour notice for an existing notice.



# OUR NC811 EDUCATION TEAM

PARRISH REDDICK

Piedmont Liaison







- A copy of this presentation is available at [www.ncucc.org](http://www.ncucc.org)
- If this meeting was virtual or hybrid, a video is available on [ncucc.org](http://ncucc.org). Go to County UCC's. The video will be listed under the month and year the meeting took place.



UCC Sign-In Sheet

County Guilford UCC Date: 10/25/2023

Name	Company	Email	Phone Number
Ann Rushing	NC811	annrushing@nc811.org	336-944-5518
Terry Newman	GAC	T.Neuman@gacllc.net	336-894-6209
ZACH BRUBAKER	DUKE	ZACHARIAH.BRUBAKER@DUKE-ENERGY.COM	336-624-9870
Josh Eaton	Duke	joshua.eaton@duke-energy.com	336-870-8815
JEFF SMITH	Duke	JEFFREY.Smith@Duke-Energy	336-698-5340
VANERIE CUNNINGHAM	FIVE STAR	VCUNNINGHAM@FIVESTARENERGYSERVICES.COM	303-888-9707
Keith Johnson	SEC	Kjohnson@seconnections.com	336-703-8330
Warren Bobbitt	SEC	warren.bobbitt@seconnections.com	336-793-7693
Casey Rodriguez	SEC	Casey.Rodriguez@seconnections.com	336-590-8142
Cody Tucker	SEC	william.tucker@seconnections.com	336-482-1672
Dylan Kirk	USIC	DylanKirk@USICLLC.COM	919-410-9415
Scott Overcash	PNG	scott.Overcash@duke-energy.com	336-988-8789
Joel Calabrese	PNG	Joel.Calabrese@duke-energy.com	567-231-9368
Matt Parsons	Lumen	Matt.parsons@lumen.com	336-549-2097

online