



MONTHLY UPDATE

OCTOBER 2023

Cumberland County

EVENTS IN OCTOBER



Breast Cancer Facts

- In the US, 1 in 8 women will be diagnosed with breast cancer in their lifetime.
- A man's lifetime risk of breast cancer is about 1 in 1,000.
- Getting a mammogram can help reduce the number of deaths from breast cancer by 30 to 40% among women ages 40 to 70



During this month NC811 has changed all of our social media icons to pink and the background of our website is pink as well.

#breastcancerawarenessmonth

UNDERGROUND DAMAGE PREVENTION REVIEW BOARD MEETING

Tuesday, October 17, 2023 10:00 AM to 5:00 PM

5009 High Point Road
at NC811 Event Center
Greensboro, NC

For more information

Call: 919-670-4114

Email: UDPRB@nc.gov

Agenda: This is an in-person meeting. For more information, please contact the Board Administrator at udprb@nc.gov or by calling 919-670-4114.

Meeting Type: in person

To join meeting: Call 1-984-204-1487 and enter the following conference ID: 836 107 488#



NC811 BOARD MEETING

Friday, October 20, 2023 8:00 AM to 12:00 PM

Embassy Suites by Hilton Wilmington Riverfront,
9 Estell Lee Place, Wilmington, NC, 28401

Contact Stephanie Brown at stephanie@nc811.org for attendance.



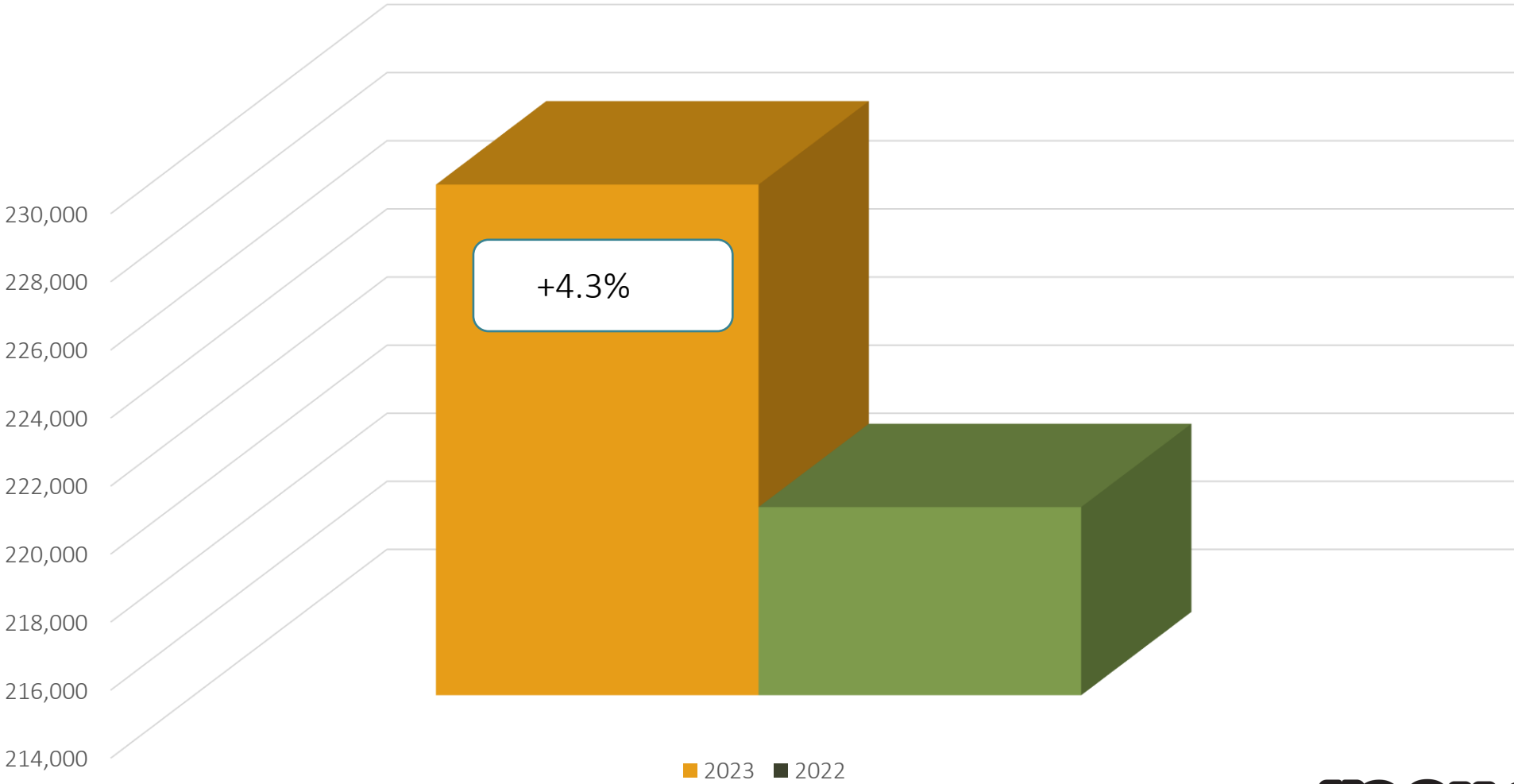
NC811 Data

Locate requests, transmissions, county ticket volume and distribution



Locate Requests for NC

SEPT 2023 vs 2022

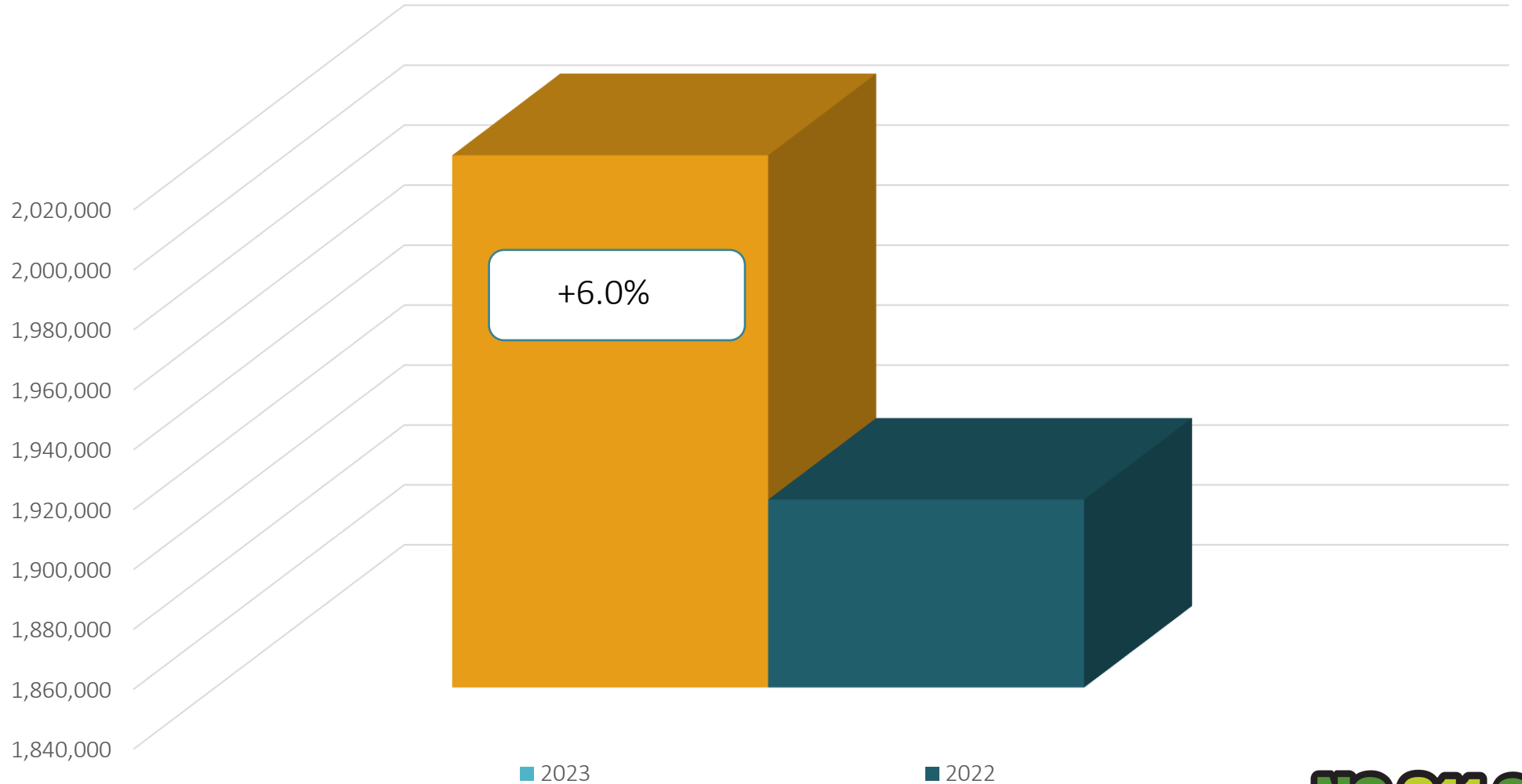


MTD September 2023 – 229,003 / 2022 - 219,532= +4.3%
YTD 2023 – 2,017,623 / 2022 – 1,902,772 = +6.0 %
Updates for Sept 2023 – (66,923) = 29.2% of volume / August 30.% = -.8% (Decrease the month before)



Locate Requests for NC

YTD 2023 vs 2022



MTD September 2023 – 229,003 / 2022 - 219,532 = +4.3%

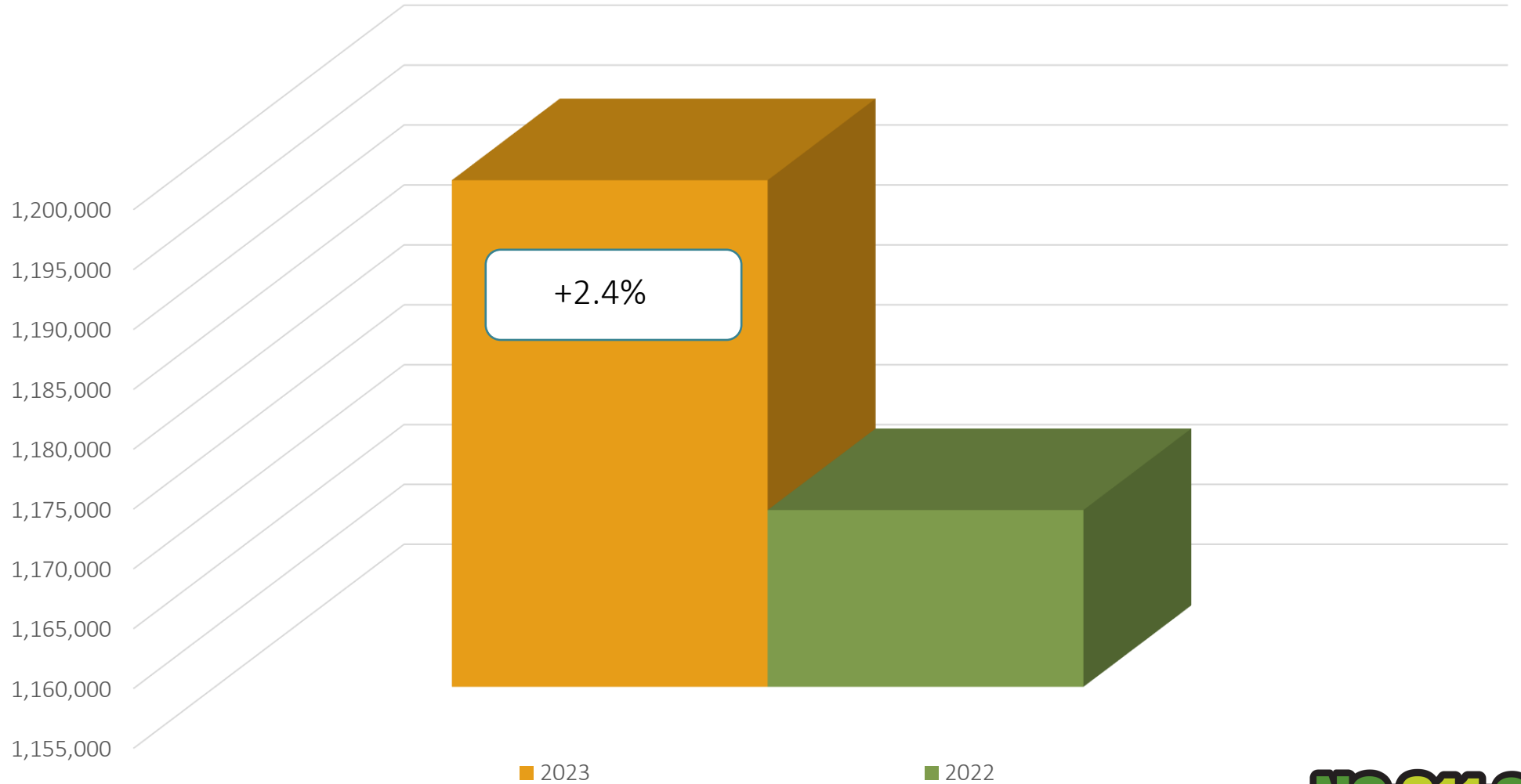
YTD 2023 – 2,017,623 / 2022 – 1,902,772 = +6.0%

Updates for Sept 2023 – (66,923) = 29.2% of volume / August 30.% = -.8% (Decrease the month before)



Transmissions for NC

SEPT 2023 vs 2022

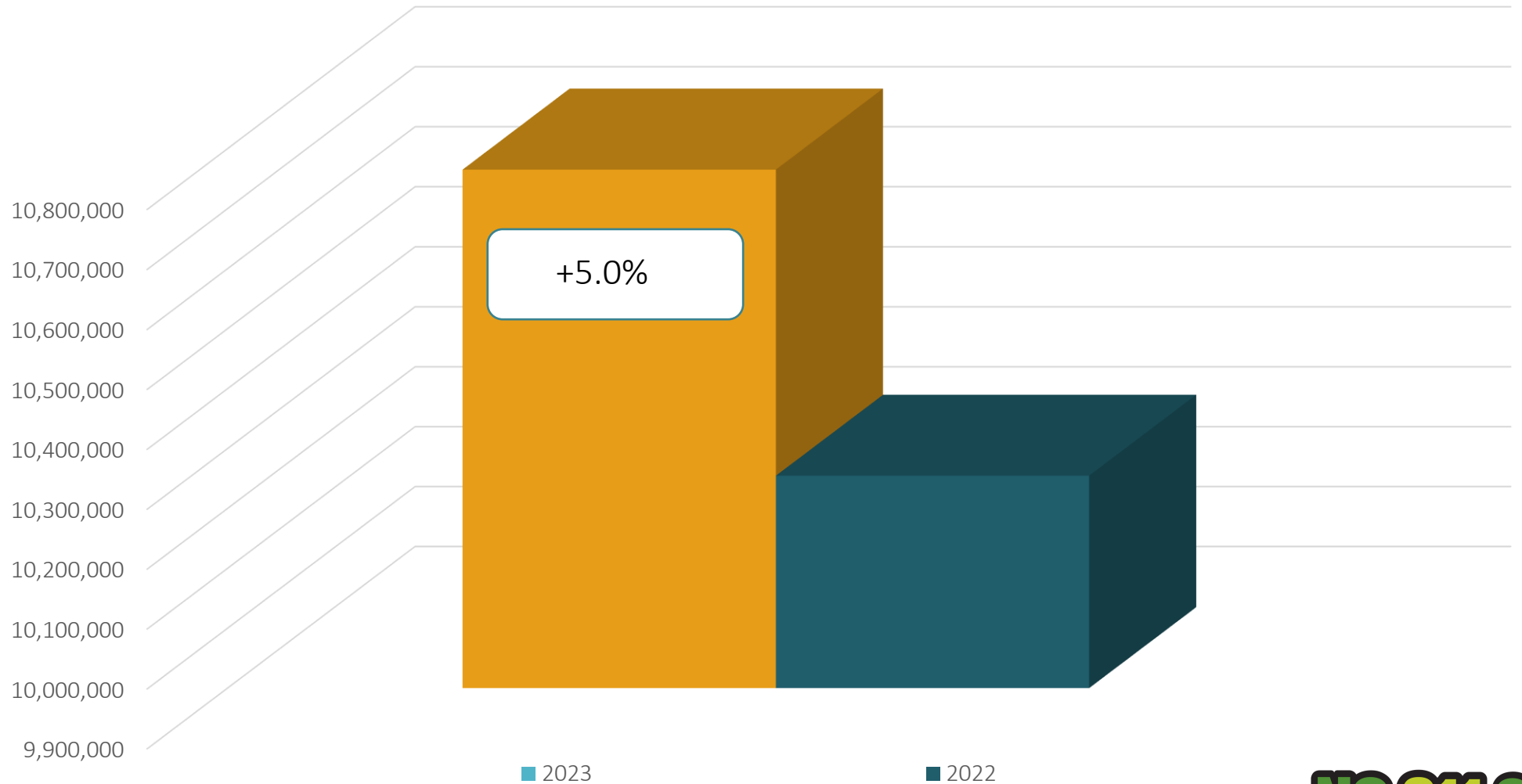


Transmissions MTD 2023 – 1,197,317 / 2022 – 1,169,779 = +2.4%
Transmissions YTD 2023 – 10,764,966 / 2022 – 10,254,566 = +5.0%



Transmissions for NC

YTD 2023 vs 2022



Transmissions MTD 2023 – 1,197,317 / 2022 – 1,169,779 = +2.4%
Transmissions YTD 2023 – 10,764,966 / 2022 – 10,254,566 = +5.0%



County Ticket Volume

SEPT 2023 vs 2022



Cumberland	3 HR	CNCL	NEW	RXMT	UPDT	TOTAL Tickets
2022	96	109	3062	59	1249	4575
2023	168	40	3329	47	1746	5330
+/- Var	75.0%	-63.3%	8.7%	-20.3%	39.8%	16.5%
		Avg Locates per Day				267



County Ticket Volume

YTD vs Previous Year




Cumberland	3 HR	CNCL	NEW	RXMT	UPDT	TOTAL Tickets
2022	1971	464	38018	731	13508	54692
2023	854	431	29416	429	13130	44260
+/- Var	-56.7%	-7.1%	-22.6%	-41.3%	-2.8%	-19.1%
		Avg Locates per Day				234



County Ticket Distribution



County/Place	09 Sept
CUMBERLAND	5330
CEDAR CREEK	6
CUMBERLAND	10
EAST FAYETTEVILLE	4
EASTOVER	152
FALCON	56
FAYETTEVILLE	3466
FORT BRAGG	3
FORT LIBERTY	128
GODWIN	175
GRAYS CREEK	16
HOPE MILLS	888
LINDEN	48
MANCHESTER	2
POPE AIR FORCE BASE	5
ROSLIN	3
SPRING LAKE	148
STEDMAN	33
VANDER	110
WADE	77



DAMAGES



DIRT Damage Information
Reporting Tool

Damages reported for September

NC-Alamance	44
NC-Alexander	5
NC-Bladen	3
NC-Brunswick	19
NC-Buncombe	21
NC-Burke	4
NC-Cabarrus	28
NC-Caldwell	1
NC-Carteret	4
NC-Caswell	1
NC-Catawba	24
NC-Chatham	7
NC-Cherokee	1
NC-Chowan	6
NC-Clay	1
NC-Cleveland	3
NC-Columbus	11
NC-Craven	12
NC-Cumberland	29
NC-Currituck	1
NC-Dare	2
NC-Davidson	15

NC-Davie	7
NC-Duplin	1
NC-Durham	87
NC-Edgecombe	3
NC-Forsyth	56
NC-Franklin	2
NC-Gaston	24
NC-Gates	6
NC-Granville	1
NC-Greene	1
NC-Guilford	46
NC-Halifax	1
NC-Harnett	29
NC-Haywood	1
NC-Henderson	17
NC-Hertford	1
NC-Hoke	9
NC-Iredell	41
NC-Jackson	1
NC-Johnston	13
NC-Lee	6
NC-Lenoir	10
NC-Lincoln	7
NC-Martin	2
NC-McDowell	3

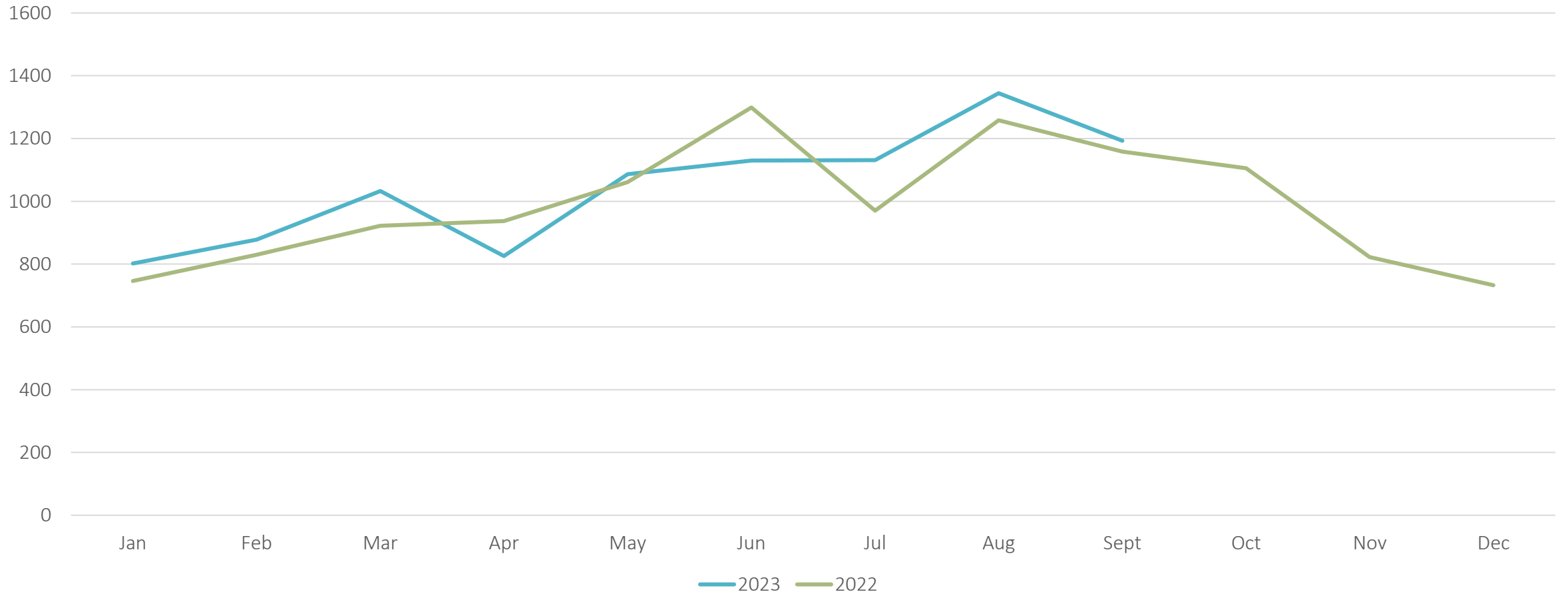
NC-Mecklenburg	170
NC-Montgomery	1
NC-Moore	13
NC-Nash	3
NC-New Hanover	12
NC-Northampton	1
NC-Onslow	23
NC-Orange	30
NC-Pender	8
NC-Person	5
NC-Pitt	17
NC-Randolph	8
NC-Robeson	6
NC-Rockingham	13
NC-Rowan	11
NC-Rutherford	5
NC-Sampson	2
NC-Scotland	3
NC-Stanly	2
NC-Stokes	3
NC-Surry	1
NC-Swain	1
NC-Union	35
NC-Wake	177
NC-Warren	3

NC-Watauga	1
NC-Wayne	13
NC-Wilson	6
NC-Yadkin	3

Grand Total 1193




Damages in North Carolina 2022 vs 2023



Top 10 Callers for -



Rank	Name	Totals
1	CABLE EAST, INC	388
2	CANOS SERVICES, LLC	328
3	RG COMMUNICATIONS, INC	286
4	MASTEC	286
5	A & L CABLE SERVICES, INC	237
6	CAVO BROADBAND COMMUNICATIONS, LLC	190
7	RLC	181
8	FAYETTEVILLE PWC	165
9	UTILITY NETWORK SOLUTIONS LLC	100
10	BRANCH CIVIL	96



NC811 Tools to assist you

REQUEST A LOCATE

Have utilities located for a single address, residence or business using Single Address Ticket.



UPDATE YOUR LOCATE

Update Lite allows excavators to update a locate request.

...



REVISE A LOCATE TICKET

Revise will allow you to request a destroyed marks ticket, cancel a ticket, or request a 3-Hour notice for an existing notice.



OUR NC811 EDUCATION TEAM

ANN RUSHING

Education Manager



OUR NC811 EDUCATION TEAM

HOWARD COREY

Eastern Liaison



OUR NC811 EDUCATION TEAM

STEVEN MOORE

Media Relation Specialist



OUR NC811 EDUCATION TEAM

PARRISH REDDICK

Piedmont Liaison



OUR NC811 EDUCATION TEAM

TAMI GROVES

Southwest Liaison



OUR NC811 EDUCATION TEAM

TYLER ROSS

Western Liaison





- A copy of this presentation is available at www.ncucc.org
- If this meeting was virtual or hybrid, a video is available on ncucc.org. Go to County UCC's. The video will be listed under the month and year the meeting took place.