



HAPPY
Thanksgiving

Monthly Update

November 2023

Pasquotank/Camden/Perquimans UCC

EVENTS IN NOVEMBER



STATE UCC MEETING



Tue 11/14/2023 10:00 AM - 12:00 PM
Dominion Energy
15 Overland Industrial Blvd, Asheville, NC



NCLRPC MEETING



Wed 11/15/2023 11:00 AM - 1:00 PM
NC811 Conference Center
5009 High Point Rd, Greensboro, NC



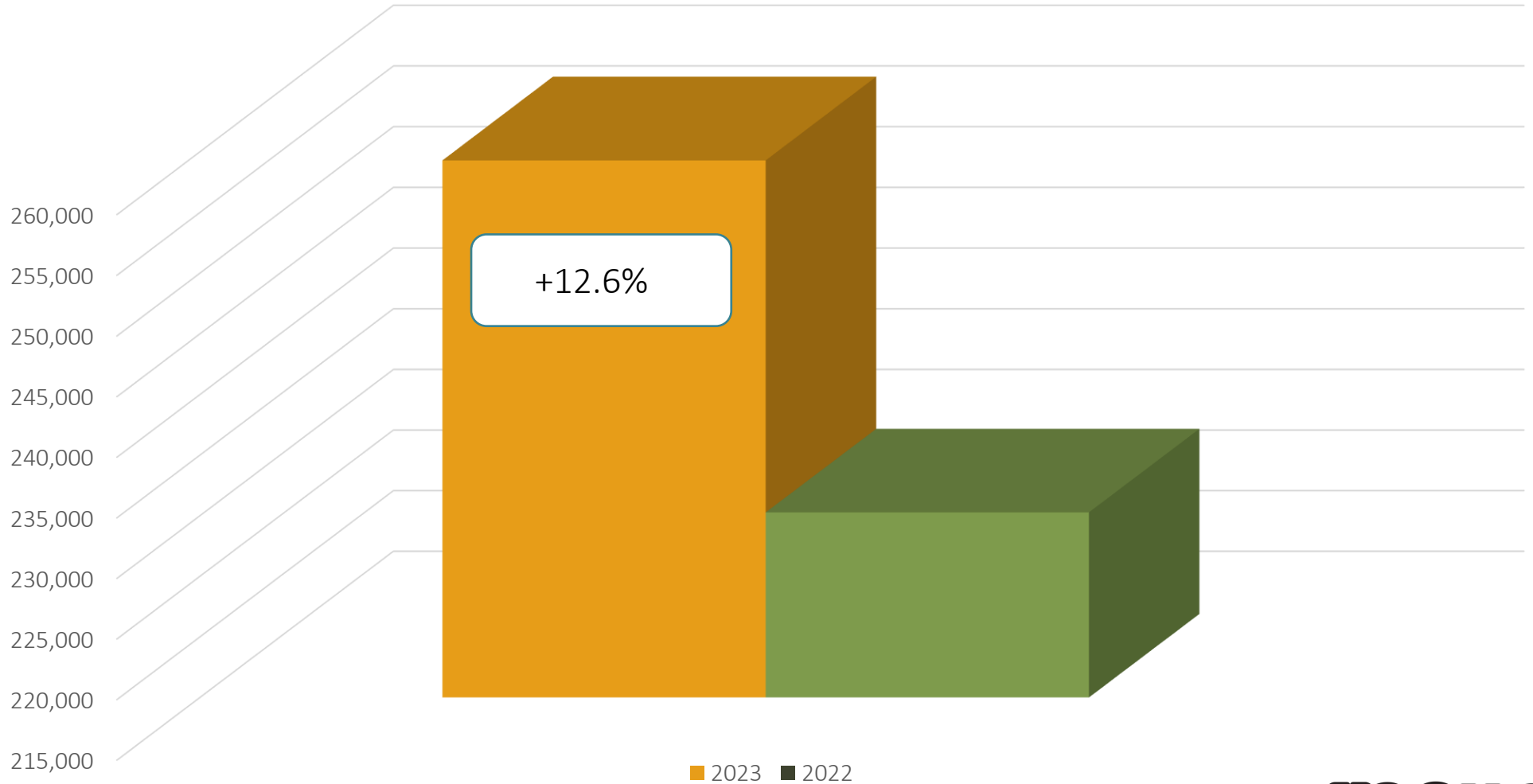


Thanksgiving and The Day After Thanksgiving Nov. 23 and the 24*

State Holidays are excluded from and not part of the three (3) working day notice, nor are they part of the life of the ticket in accordance with the NC General Statutes. NC811, Inc. will only process the following notifications on State Holidays: Emergencies, Damages, and 3-Hour Notices. NC811, Inc. is open and will accept and process all notifications on Observed Holidays which are indicated by an asterisk (*).

Locate Requests for NC

October 2023 vs 2022



MTD October 2023 – 259,285 / 2022 - 230,273= +12.6%

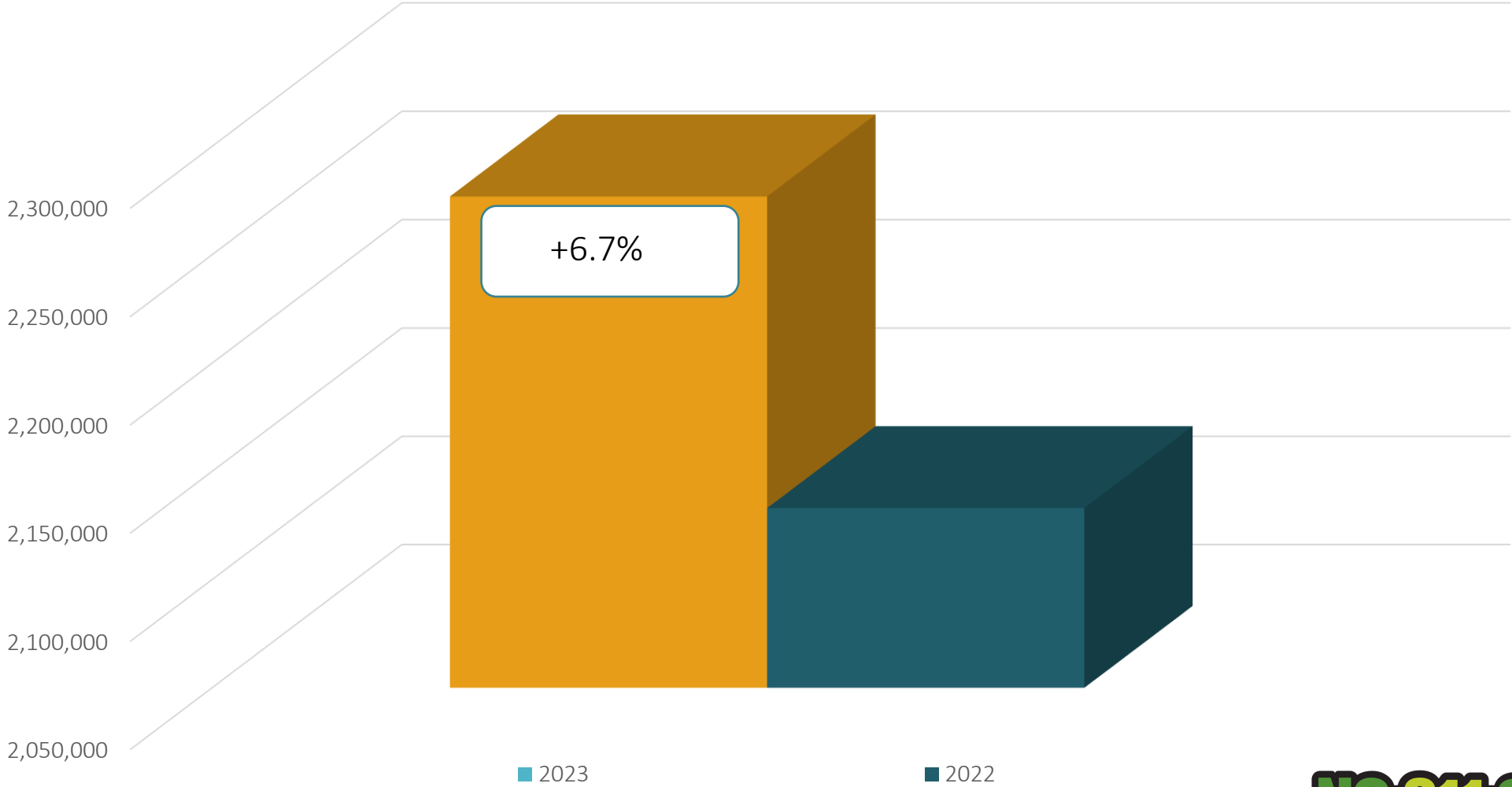
YTD 2023 – 2,276,908 / 2022 – 2,133,045= +6.7%

Updates for Oct 2023 – (76,043) = 29.3% of volume / Sept. 29.2% = +.1% (Increase the month before)



Locate Requests for NC

YTD 2023 vs 2022

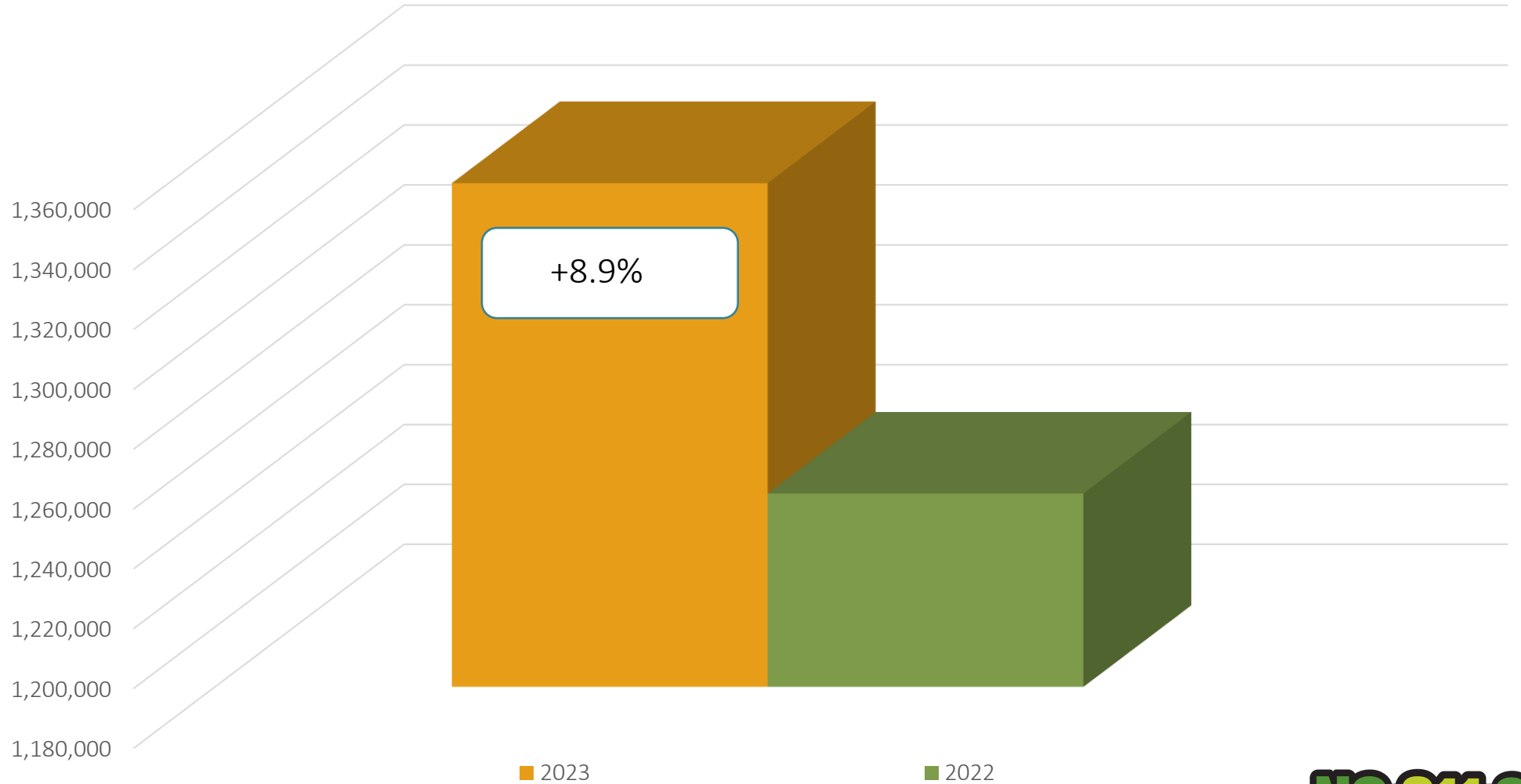


MTD October 2023 – 259,285 / 2022 - 230,273= +12.6%
YTD 2023 – 2,276,908 / 2022 – 2,133,045= +6.7%
Updates for Oct 2023 – (76,043) = 29.3% of volume / Sept. 29.2% = +.1% (Increase the month before)



Transmissions for NC

October 2023 vs 2022

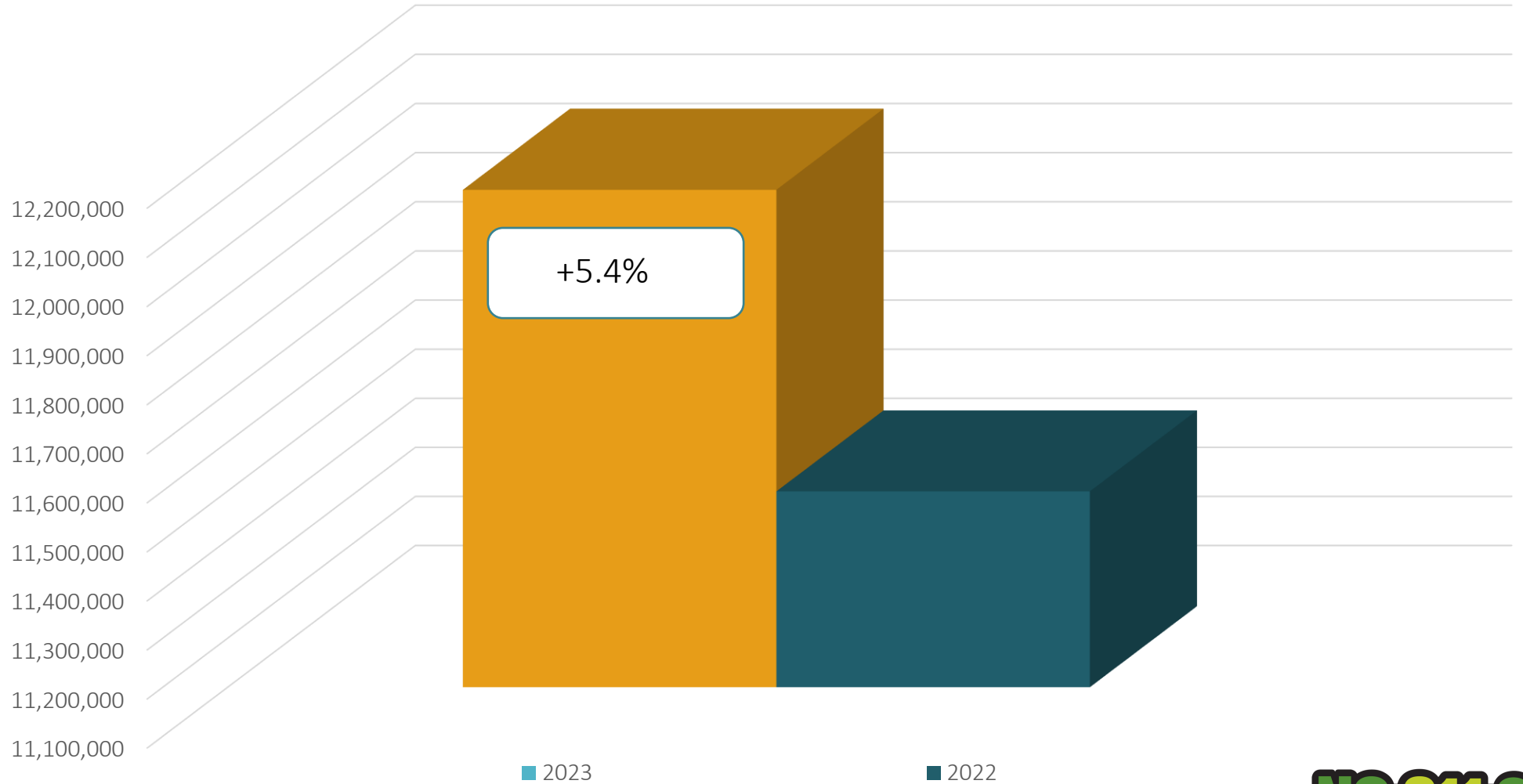


Transmissions MTD 2023 – 1,355,717 / 2022 – 1,244,657= +8.9%
Transmissions YTD 2023 – 12,120,683/ 2022 – 11,499,223 = +5.4%



Transmissions for NC

YTD 2023 vs 2022



Transmissions MTD 2023 – 1,355,717 / 2022 – 1,244,657 = +8.9%
Transmissions YTD 2023 – 12,120,683 / 2022 – 11,499,223 = +5.4%



County Ticket Volume

October 2023 vs 2022



Pasquotank	3 HR	CNCL	NEW	RXMT	UPDT	TOTAL Tickets
2022	13	4	289	16	163	485
2023	31	1	296	17	65	410
+/- Var	138.5%	-75.0%	2.4%	6.3%	-60.1%	-15.5%
Avg Locates per Day						19

County Ticket Volume

October 2023 vs 2022



Camden	3 HR	CNCL	NEW	RXMT	UPDT	TOTAL Tickets
2022	24	1	105	6	33	169
2023	0	1	107	3	13	124
+/- Var	-100.0%	0.0%	1.9%	-50.0%	-60.6%	-26.6%
Avg Locates per Day						6

County Ticket Volume

October 2023 vs 2022



Perquimans	3 HR	CNCL	NEW	RXMT	UPDT	TOTAL Tickets
2022	5	0	113	8	130	256
2023	4	1	201	1	97	304
+/- Var	-20.0%	50%	77.9%	-87.5%	-25.4%	18.8%
		Avg Locates per Day				14

County Ticket Volume

YTD vs Previous Year



Pasquotank	3 HR	CNCL	NEW	RXMT	UPDT	TOTAL Tickets
2022	136	31	3112	97	1756	5132
2023	346	31	3573	170	971	5091
+/- Var	154.4%	0.0%	14.8%	75.3%	-44.7%	-0.8%
Avg Locates per Day						24

County Ticket Volume

YTD vs Previous Year



Camden	3 HR	CNCL	NEW	RXMT	UPDT	TOTAL Tickets
2022	59	11	1116	41	163	1390
2023	121	11	1235	57	324	1748
+/- Var	105.1%	0.0%	10.7%	39.0%	98.8%	25.8%
		Avg Locates per Day				8

County Ticket Volume

YTD vs Previous Year



Perquimans	3 HR	CNCL	NEW	RXMT	UPDT	TOTAL Tickets
2022	188	7	1121	34	970	2320
2023	98	9	1577	39	613	2336
+/- Var	-47.9%	28.6%	40.7%	14.7%	-36.8%	0.7%
		Avg Locates per Day				11

County Ticket Distribution



County/Place	10 Oct
PASQUOTANK	410
ELIZABETH CITY	406
NIXONTON	1
PASQUOTANK	2
WEEKSVILLE	1

County Ticket Distribution



County/Place	10 Oct
CAMDEN	124
CAMDEN	74
ELIZABETH CITY	1
SHILOH	20
SOUTH MILLS	28
WHITEHALL SHORES	1

County Ticket Distribution



County/Place	10 Oct
PERQUIMANS	304
BEACH SPRINGS	1
BELVIDERE	28
BETHEL	6
DURANT	1
HERTFORD	255
HOLIDAY ISLAND	7
NEW HOPE	3
PARKVILLE	2
YEOPIM STATION	1

DAMAGES



DIRT Damage Information
Reporting Tool

Damages reported for October



NC-Alamance	37
NC-Alexander	2
NC-Anson	1
NC-Ashe	1
NC-Bladen	6
NC-Brunswick	28
NC-Buncombe	30
NC-Burke	9
NC-Cabarrus	30
NC-Caldwell	4
NC-Carteret	7
NC-Catawba	22
NC-Chatham	11
NC-Chowan	2
NC-Clay	1
NC-Cleveland	9
NC-Columbus	6
NC-Craven	16
NC-Cumberland	41
NC-Currituck	5
NC-Dare	3
NC-Davidson	13

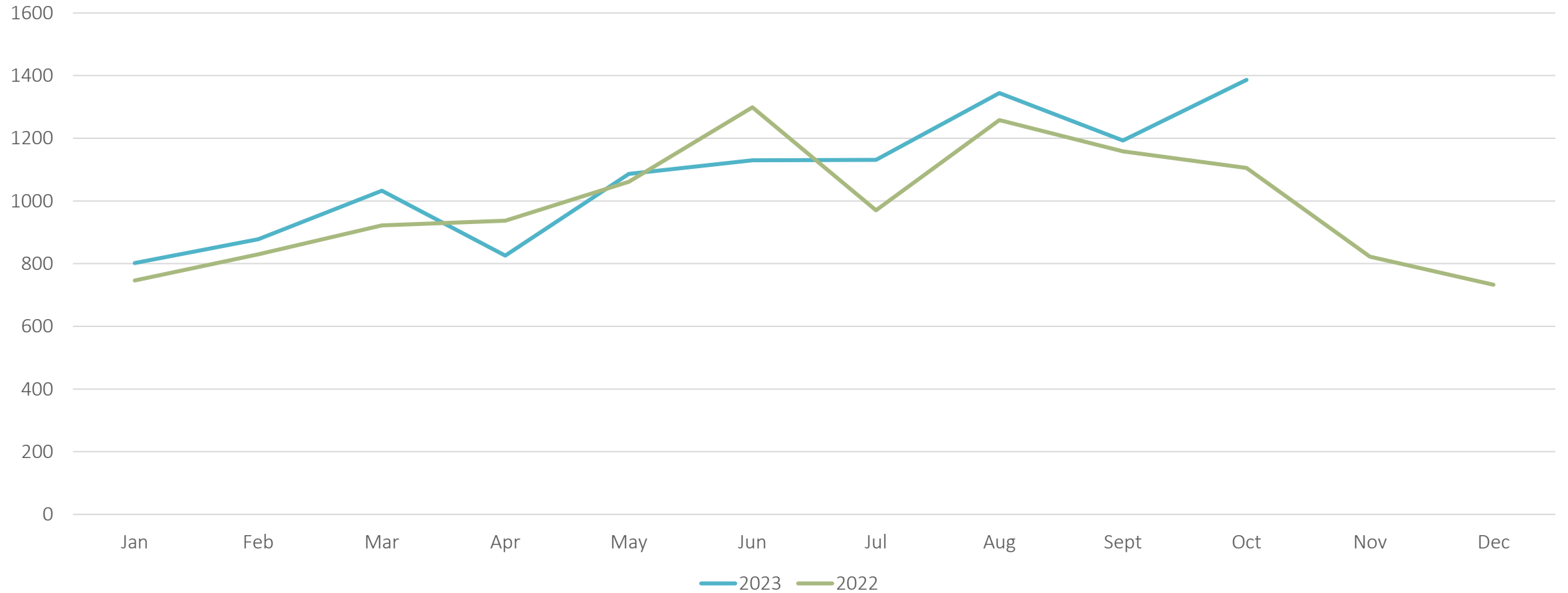
NC-Davie	7
NC-Duplin	4
NC-Durham	69
NC-Edgecombe	2
NC-Forsyth	60
NC-Franklin	6
NC-Gaston	38
NC-Gates	5
NC-Granville	5
NC-Greene	3
NC-Guilford	53
NC-Harnett	42
NC-Haywood	2
NC-Henderson	22
NC-Hoke	3
NC-Iredell	30
NC-Johnston	13
NC-Jones	1
NC-Lee	15
NC-Lenoir	6
NC-Lincoln	6
NC-Macon	2
NC-Madison	1
NC-McDowell	3
NC-Mecklenburg	202

NC-Montgomery	2
NC-Moore	9
NC-Nash	5
NC-New Hanover	21
NC-Northampton	3
NC-Onslow	14
NC-Orange	64
NC-Pasquotank	1
NC-Pender	8
NC-Person	3
NC-Pitt	18
NC-Polk	1
NC-Randolph	12
NC-Richmond	1
NC-Robeson	3
NC-Rockingham	9
NC-Rowan	17
NC-Rutherford	5
NC-Scotland	4
NC-Stanly	2
NC-Stokes	3
NC-Transylvania	3
NC-Union	34
NC-Vance	2
NC-Wake	235

NC-Warren	1
NC-Washington	1
NC-Wayne	12
NC-Wilkes	1
NC-Wilson	6
NC-Yadkin	2
NC-Yancey	1

Grand Total 1386

Damages in North Carolina 2022 vs 2023



Top 10 Callers for - Pasquotank



Rank	Name	Totals
1	ITG	57
2	PARKER STOCKSTILL CONSTRUCTION, INC	56
3	FUTURE COMMUNICATIONS	27
4	ARREAGA UNDERGROUND INC.	22
5	COLE UNDERGROUND	22
6	ATLANTIC FOUNDATIONS, INC	20
7	PASQUOTANK COUNTY WATER	19
8	VICO CONSTRUCTION	17
9	STEVENSON SAND	13
10	NOVAMAR UNDERGROUND	8

Top 10 Callers for - Camden



Rank	Name	Totals
1	W AND W UNDERGROUND	23
2	SOUND UNDERGROUND LLC	11
3	MASTEC	10
4	B T L FIBER	8
5	4D DIRECTIONAL BORING	7
6	STEVENSON SAND	7
7	ARREAGA UNDERGROUND INC.	5
8	RKRAIN LLC	4
9	J AND M EXCAVATION	4
10	COLE UNDERGROUND	3

Top 10 Callers for - Perquimans



Rank	Name	Totals
1	BARNHILL CONTRACTING COMPANY	50
2	ARREAGA UNDERGROUND INC.	25
3	FUTURE COMMUNICATIONS	21
4	WILMIK INC	20
5	ITG	18
6	PERQUIMANS COUNTY WATER	17
7	ALBEMARLE EMC	13
8	W AND W UNDERGROUND	12
9	STEVENSON SAND	9
10	4D DIRECTIONAL BORING	9

ATC's 19th Annual Tower Lighting

November 29, 2023, 7:00 pm - 8:30 pm

American Tobacco Campus

345 Blackwell St, Durham, NC 27701





OUR NC811 EDUCATION TEAM

ANN RUSHING

Education Manager





OUR NC811 EDUCATION TEAM

HOWARD COREY

Eastern Liaison




OUR NC811 EDUCATION TEAM

STEVEN MOORE

Media Relation Specialist





OUR NC811 EDUCATION TEAM

PARRISH REDDICK

Piedmont Liaison





OUR NC811 EDUCATION TEAM

TAMI GROVES

Southwest Liaison





OUR NC811 EDUCATION TEAM

TYLER ROSS

Western Liaison





- A copy of this presentation is available at www.ncucc.org
- If this meeting was virtual or hybrid, a video is available on ncucc.org. Go to County UCC's. The video will be listed under the month and year the meeting took place.