

# UCC Sign-In Sheet

County: Robeson

Date: 10/12/2023

[illegible]



# MONTHLY UPDATE

---

OCTOBER 2023

*Robeson County*



# EVENTS IN OCTOBER



## Breast Cancer Facts

- In the US, 1 in 8 women will be diagnosed with breast cancer in their lifetime.
- A man's lifetime risk of breast cancer is about 1 in 1,000.
- Getting a mammogram can help reduce the number of deaths from breast cancer by 30 to 40% among women ages 40 to 70



During this month NC811 has changed all of our social media icons to pink and the background of our website is pink as well.

## #breastcancerawarenessmonth

# UNDERGROUND DAMAGE PREVENTION REVIEW BOARD MEETING

**Tuesday, October 17, 2023 10:00 AM to 5:00 PM**

5009 High Point Road  
at NC811 Event Center  
Greensboro, NC

**For more information**

**Call:** 919-670-4114

**Email:** [UDPRB@nc.gov](mailto:UDPRB@nc.gov)

**Agenda:** This is an in-person meeting. For more information, please contact the Board Administrator at [udprb@nc.gov](mailto:udprb@nc.gov) or by calling 919-670-4114.

**Meeting Type:** in person

**To join meeting:** Call 1-984-204-1487 and enter the following conference ID: 836 107 488#



A decorative image of two pumpkins, one large and one small, with a blue and orange color scheme, positioned on the left side of the slide.

# **NC811 BOARD MEETING**

**Friday, October 20, 2023 8:00 AM to 12:00 PM**

Embassy Suites by Hilton Wilmington Riverfront,  
9 Estell Lee Place, Wilmington, NC, 28401

Contact Stephanie Brown at [stephanie@nc811.org](mailto:stephanie@nc811.org) for attendance.





# NC811 Data

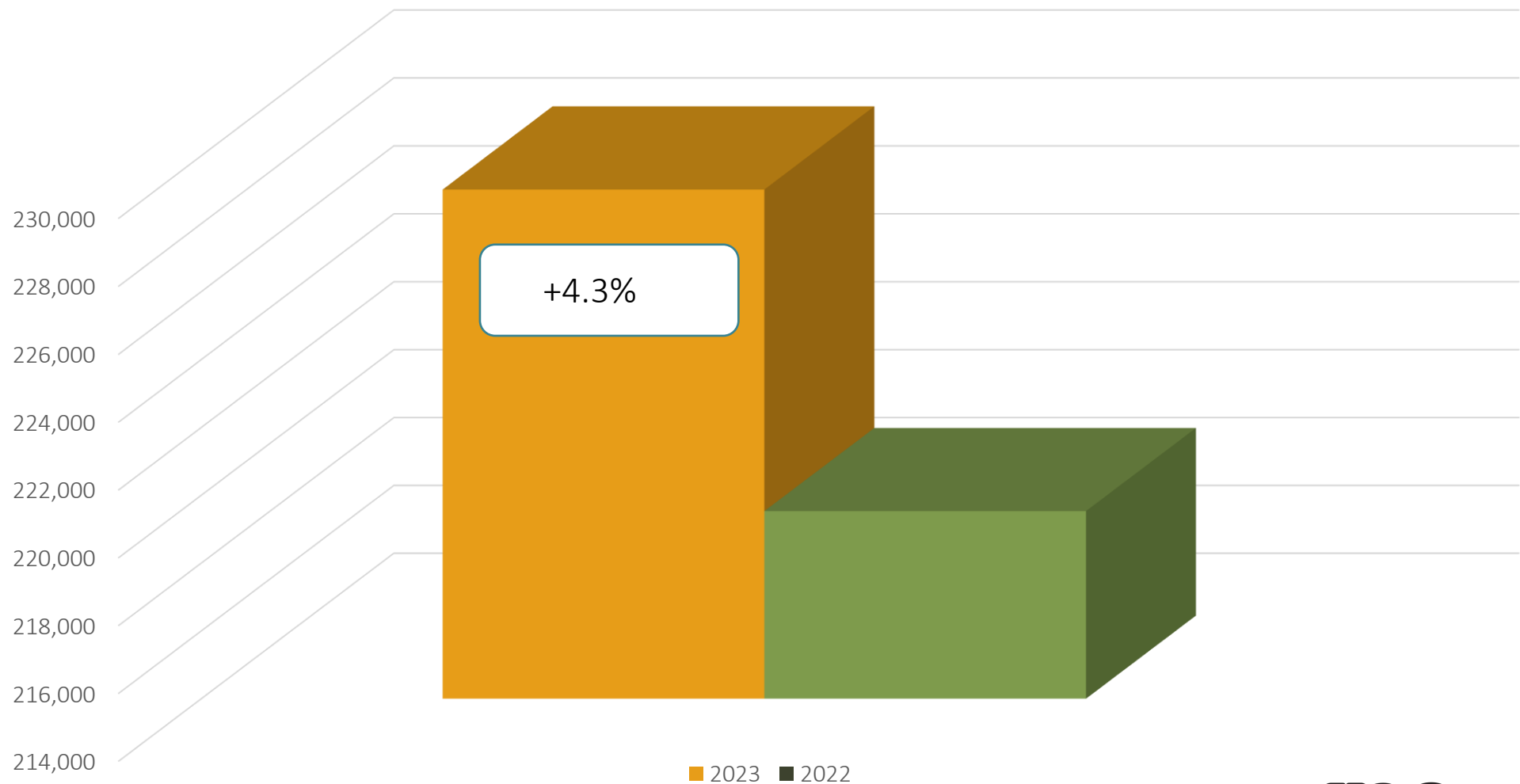
Locate requests, transmissions, county ticket volume and distribution





# Locate Requests for NC

## SEPT 2023 vs 2022



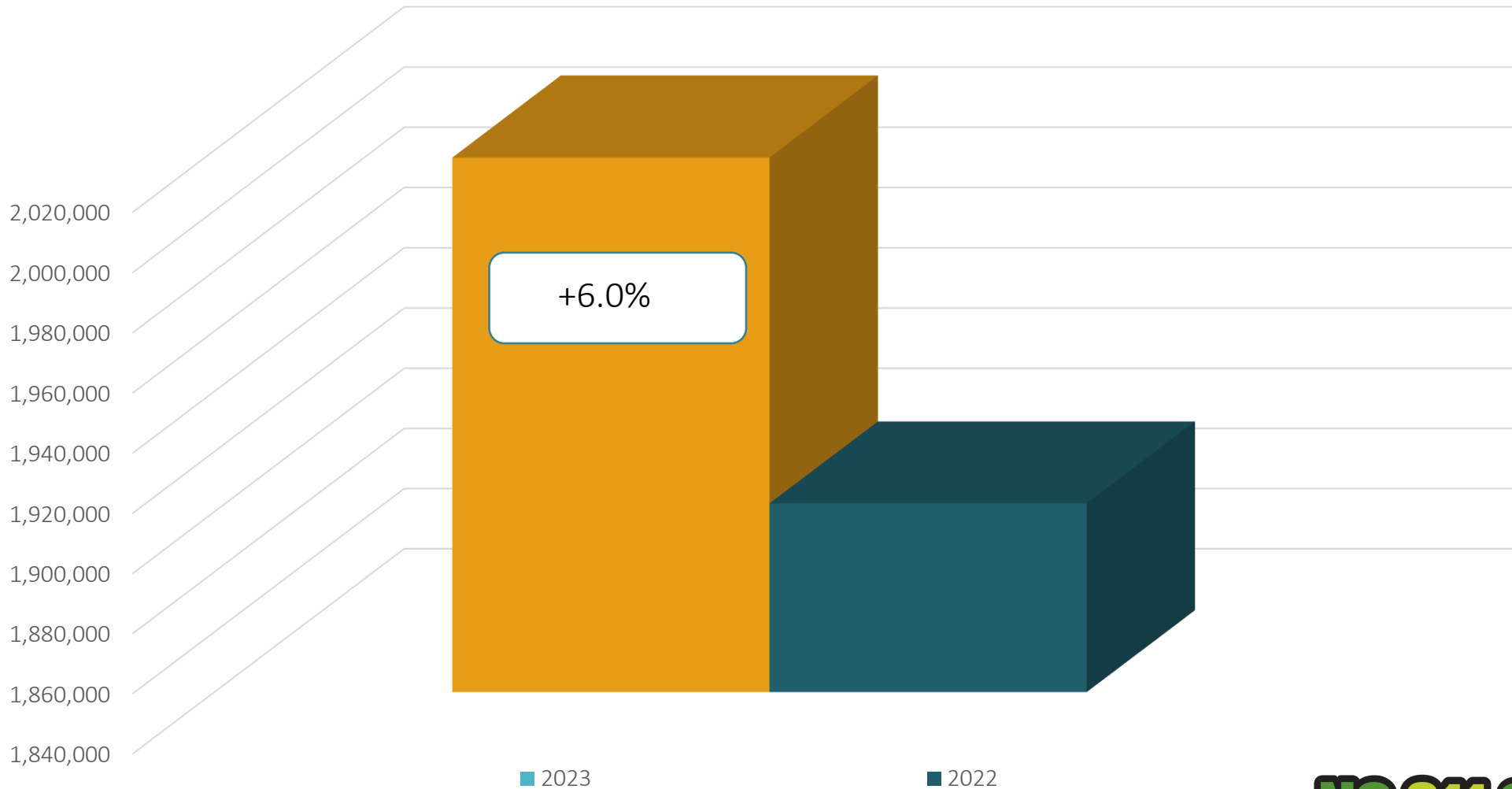
MTD September 2023 – 229,003 / 2022 - 219,532= +4.3%  
YTD 2023 – 2,017,623 / 2022 – 1,902,772 = +6.0 %  
Updates for Sept 2023 – (66,923) = 29.2% of volume / August 30.% = -.8% (Decrease the month before)





# Locate Requests for NC

## YTD 2023 vs 2022

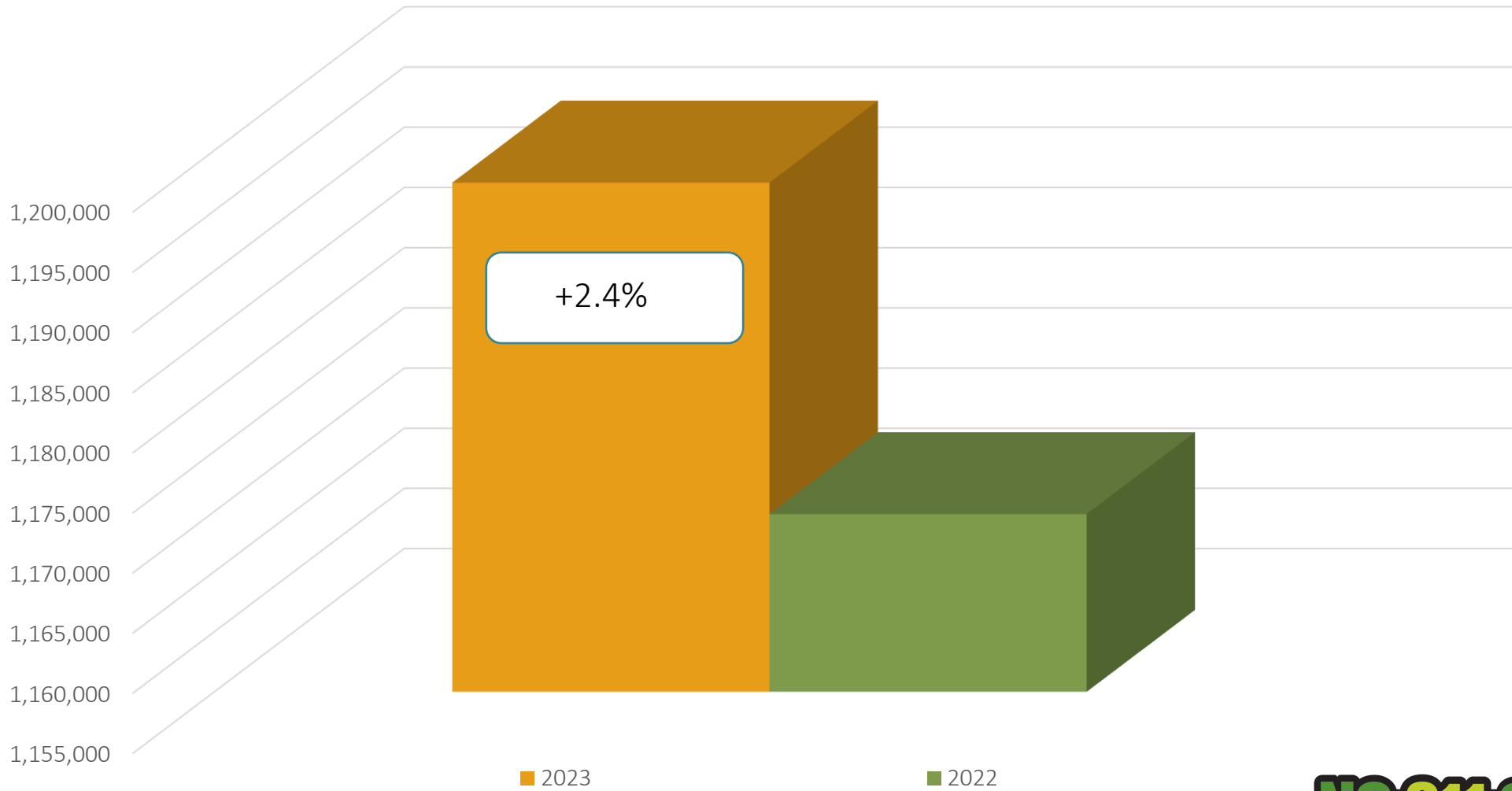


MTD September 2023 – 229,003 / 2022 - 219,532= +4.3%  
YTD 2023 – 2,017,623 / 2022 – 1,902,772 = +6.0 %  
Updates for Sept 2023 – (66,923) = 29.2% of volume / August 30.% = -.8% (Decrease the month before)



# Transmissions for NC

## SEPT 2023 vs 2022

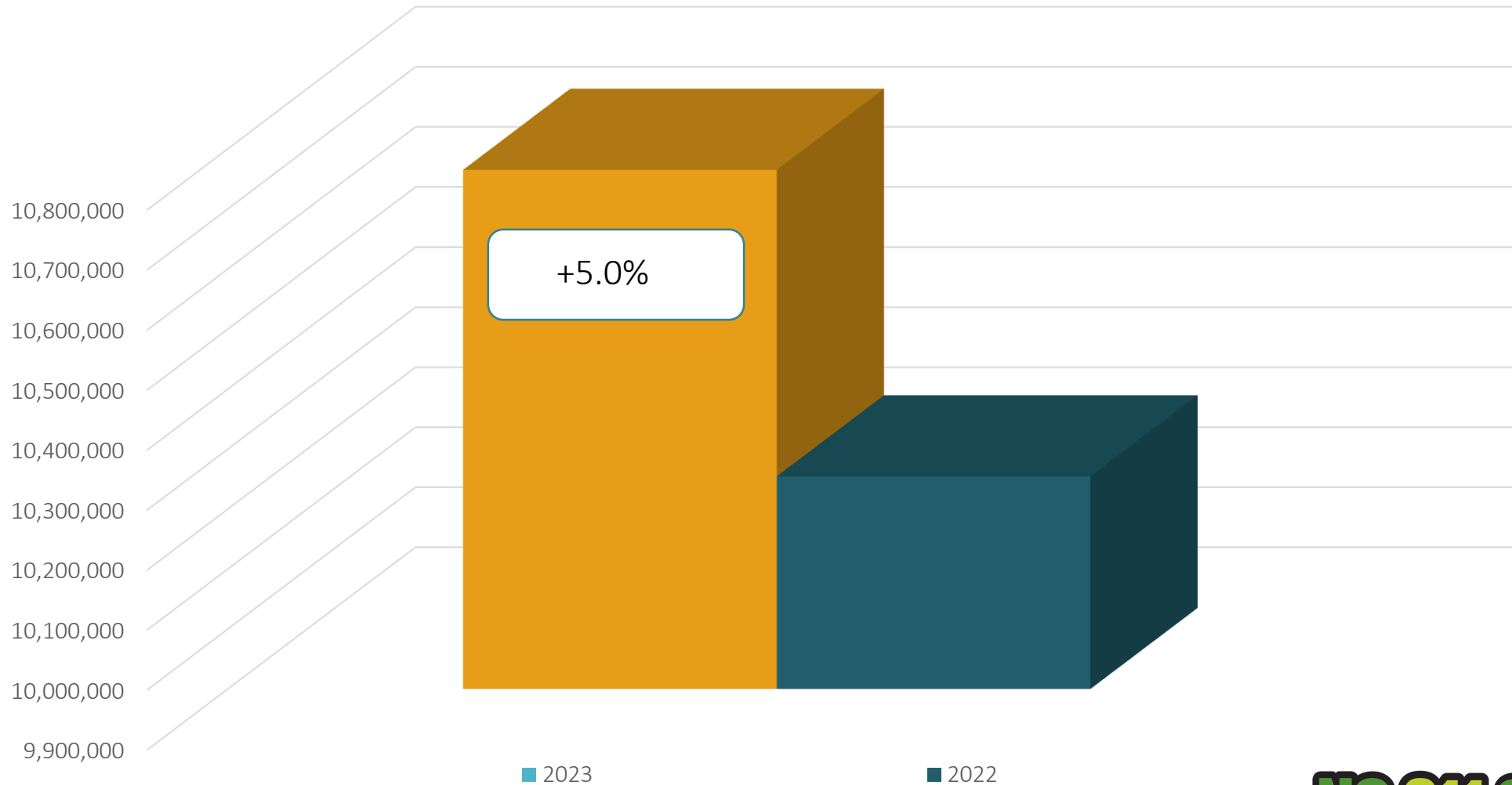


Transmissions MTD 2023 – 1,197,317 / 2022 – 1,169,779= +2.4%  
Transmissions YTD 2023 – 10,764,966/ 2022 – 10,254,566 = +5.0%



# Transmissions for NC

## YTD 2023 vs 2022



Transmissions MTD 2023 – 1,197,317 / 2022 – 1,169,779= +2.4%  
Transmissions YTD 2023 – 10,764,966/ 2022 – 10,254,566 = +5.0%





County Ticket Volume

SEPT 2023 vs 2022



Robeson	3 HR	CNCL	NEW	RXMT	UPDT	TOTAL Tickets
2022	63	18	1837	43	225	2186
2023	50	5	1332	92	1271	2750
+/- Var	-20.6%	-72.2%	-27.5%	114.0%	464.9%	25.8%
		Avg Locates per Day				138



# County Ticket Volume

YTD vs Previous Year



Robeson	3 HR	CNCL	NEW	RXMT	UPDT	TOTAL Tickets
2022	326	193	13301	407	3704	17931
2023	523	349	15039	1083	8779	25773
+/- Var	60.4%	80.8%	13.1%	166.1%	137.0%	43.7%
		Avg Locates per Day				136



# County Ticket Distribution



County/Place	09 Sept
ROBESON	2750
BARKER TEN MILE	3
FAIRMONT	145
LUMBER BRIDGE	246
LUMBERTON	989
MAXTON	178
ORRUM	67
PARKTON	189
PEMBROKE	87
PROCTORVILLE	3
PROSPECT	2
RAEMON	2
RED SPRINGS	85
RENNERT	6
ROWLAND	151
SAINT PAULS	554
SHANNON	40
WAKULLA	3





# DAMAGES



**DIRT** Damage Information  
Reporting Tool

# Damages reported for September

NC-Alamance	44
NC-Alexander	5
NC-Bladen	3
NC-Brunswick	19
NC-Buncombe	21
NC-Burke	4
NC-Cabarrus	28
NC-Caldwell	1
NC-Carteret	4
NC-Caswell	1
NC-Catawba	24
NC-Chatham	7
NC-Cherokee	1
NC-Chowan	6
NC-Clay	1
NC-Cleveland	3
NC-Columbus	11
NC-Craven	12
NC-Cumberland	29
NC-Currituck	1
NC-Dare	2
NC-Davidson	15

NC-Davie	7
NC-Duplin	1
NC-Durham	87
NC-Edgecombe	3
NC-Forsyth	56
NC-Franklin	2
NC-Gaston	24
NC-Gates	6
NC-Granville	1
NC-Greene	1
NC-Guilford	46
NC-Halifax	1
NC-Harnett	29
NC-Haywood	1
NC-Henderson	17
NC-Hertford	1
NC-Hoke	9
NC-Iredell	41
NC-Jackson	1
NC-Johnston	13
NC-Lee	6
NC-Lenoir	10
NC-Lincoln	7
NC-Martin	2
NC-McDowell	3

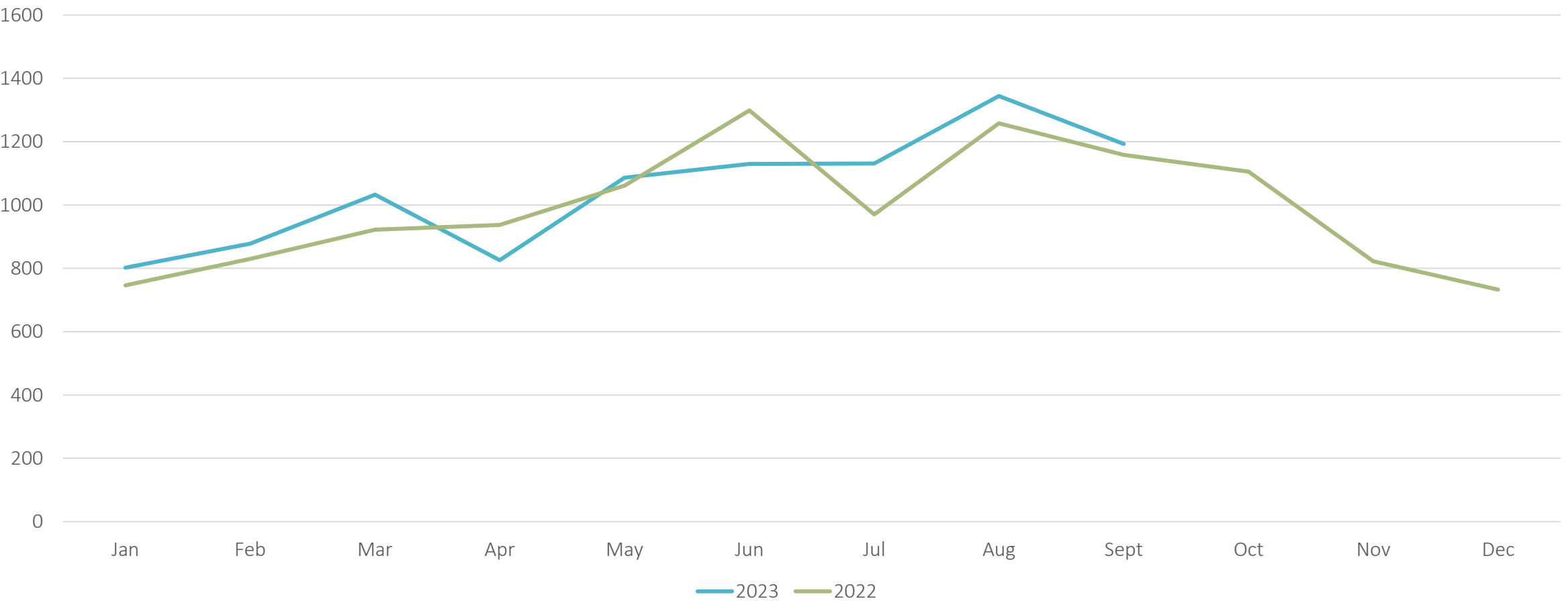
NC-Mecklenburg	170
NC-Montgomery	1
NC-Moore	13
NC-Nash	3
NC-New Hanover	12
NC-Northampton	1
NC-Onslow	23
NC-Orange	30
NC-Pender	8
NC-Person	5
NC-Pitt	17
NC-Randolph	8
NC-Robeson	6
NC-Rockingham	13
NC-Rowan	11
NC-Rutherford	5
NC-Sampson	2
NC-Scotland	3
NC-Stanly	2
NC-Stokes	3
NC-Surry	1
NC-Swain	1
NC-Union	35
NC-Wake	177
NC-Warren	3

NC-Watauga	1
NC-Wayne	13
NC-Wilson	6
NC-Yadkin	3

**Grand Total 1193**



# Damages in North Carolina 2022 vs 2023





# Top 10 Callers for - Robeson



Rank	Name	Totals
1	CABLE EAST, INC	378
2	RG COMMUNICATIONS, INC	279
3	FIBER OPTIC SOLUTIONS	247
4	A & L CABLE SERVICES, INC	161
5	PIEDMONT UTILITY GROUP, LLC	161
6	WEBBER, LLC	131
7	CABLE INSTALLATION SERVICES	102
8	FLATIRON CONSTRUCTION	96
9	ROBESON COUNTY PUBLIC UTILITIES	68
10	MASTEC	66



# NC811 Tools to assist you

## REQUEST A LOCATE

Have utilities located for a single address, residence or business using Single Address Ticket.



## UPDATE YOUR LOCATE

Update Lite allows excavators to update a locate request.

...



## REVISE A LOCATE TICKET

Revise will allow you to request a destroyed marks ticket, cancel a ticket, or request a 3-Hour notice for an existing notice.



# OUR NC811 EDUCATION TEAM

ANN RUSHING

Education Manager





# OUR NC811 EDUCATION TEAM

HOWARD COREY

Eastern Liaison



# OUR NC811 EDUCATION TEAM

STEVEN MOORE

Media Relation Specialist





# OUR NC811 EDUCATION TEAM

PARRISH REDDICK

Piedmont Liaison





# OUR NC811 EDUCATION TEAM

TAMI GROVES

Southwest Liaison



# OUR NC811 EDUCATION TEAM

TYLER ROSS

Western Liaison







- A copy of this presentation is available at [www.ncucc.org](http://www.ncucc.org)
- If this meeting was virtual or hybrid, a video is available on [ncucc.org](http://ncucc.org). Go to County UCC's. The video will be listed under the month and year the meeting took place.