



MONTHLY UPDATE

OCTOBER 2023

Avery Mitchell Yancey

Breast Cancer Facts

- In the US, 1 in 8 women will be diagnosed with breast cancer in their lifetime.
- A man's lifetime risk of breast cancer is about 1 in 1,000.
- Getting a mammogram can help reduce the number of deaths from breast cancer by 30 to 40% among women ages 40 to 70



During this month NC811 has changed all of our social media icons to pink and the background of our website is pink as well.

#breastcancerawarenessmonth

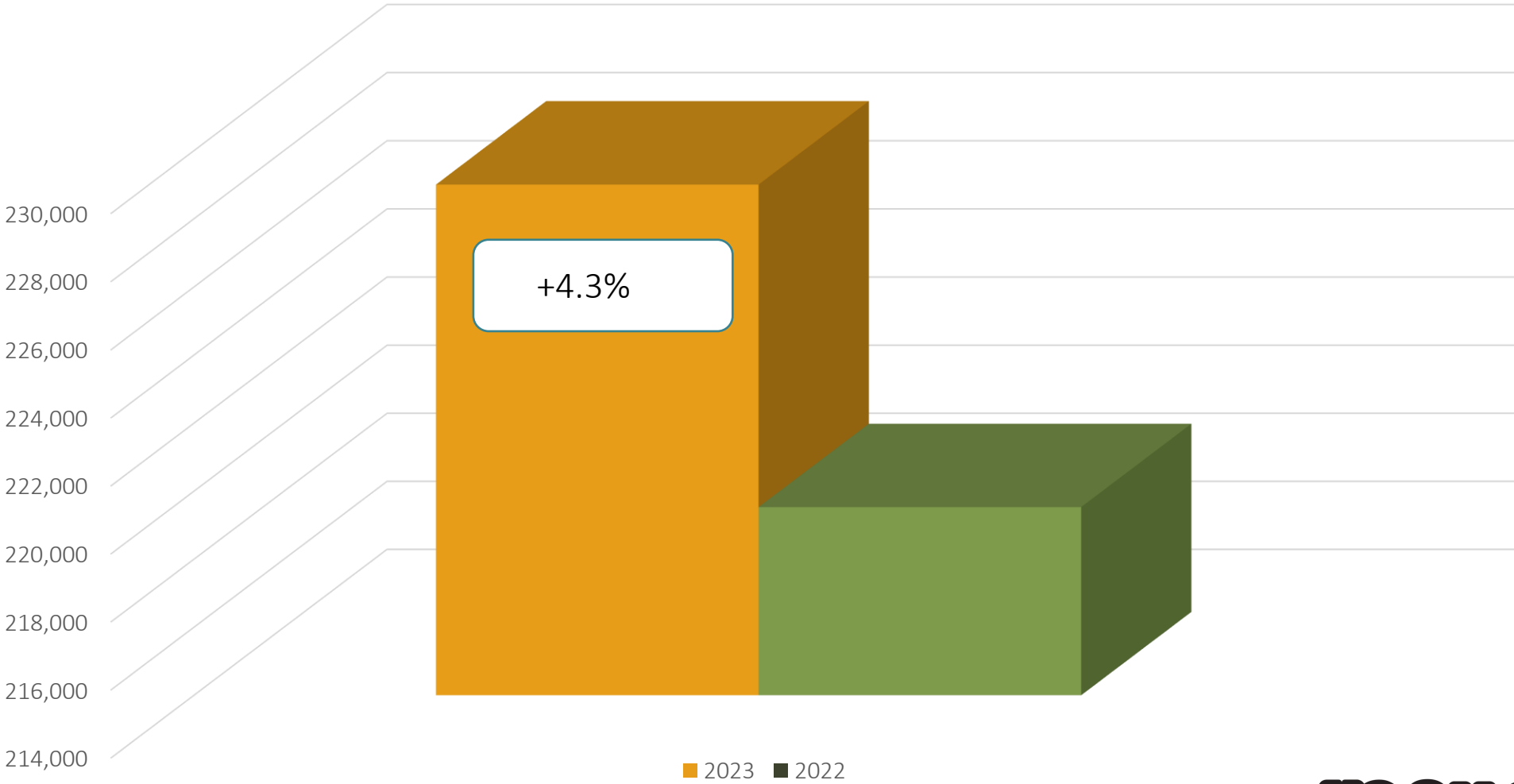
NC811 Data

Locate requests, transmissions, county ticket volume and distribution



Locate Requests for NC

SEPT 2023 vs 2022

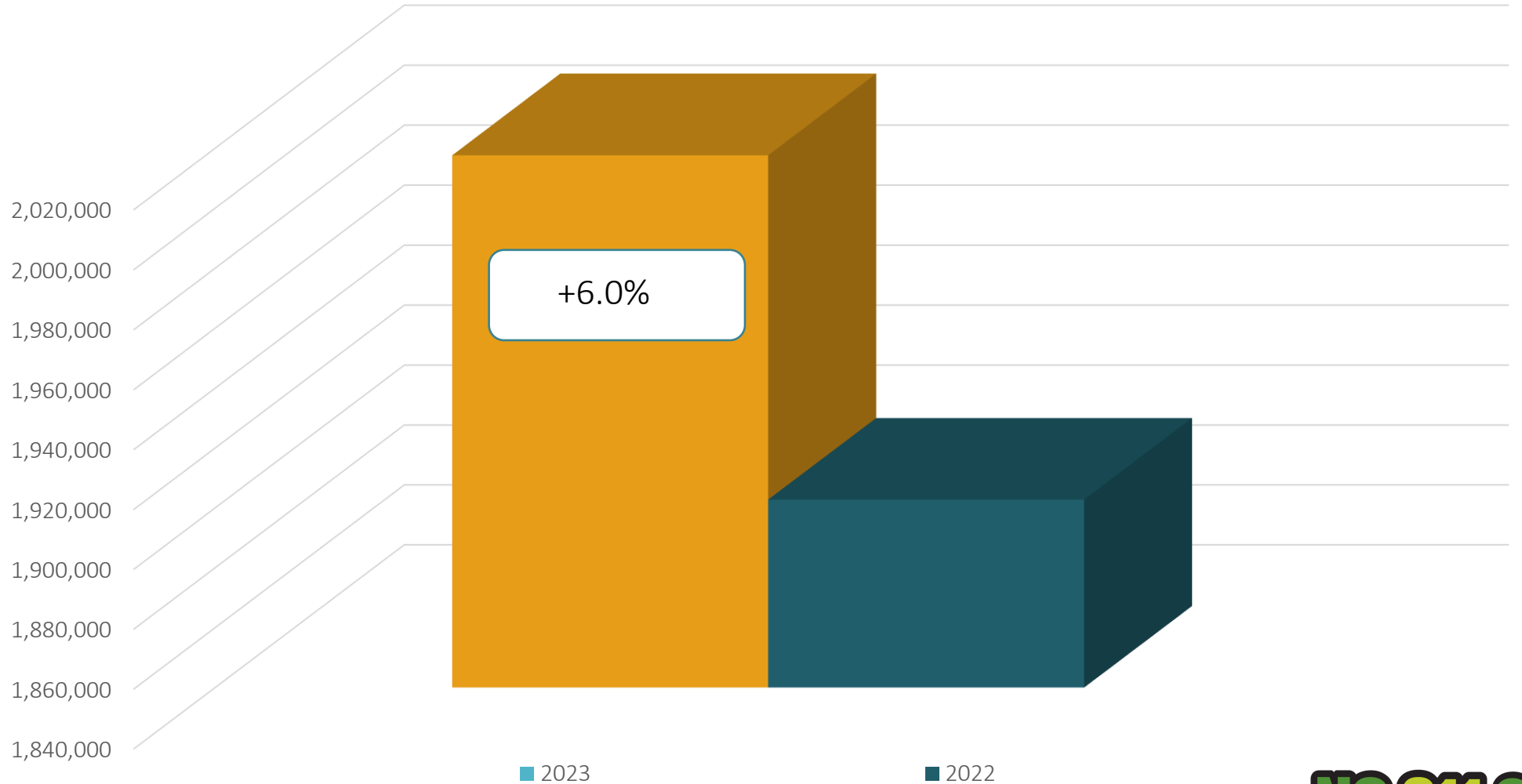


MTD September 2023 – 229,003 / 2022 - 219,532= +4.3%
YTD 2023 – 2,017,623 / 2022 – 1,902,772 = +6.0 %
Updates for Sept 2023 – (66,923) = 29.2% of volume / August 30.% = -.8% (Decrease the month before)



Locate Requests for NC

YTD 2023 vs 2022



MTD September 2023 – 229,003 / 2022 - 219,532 = +4.3%

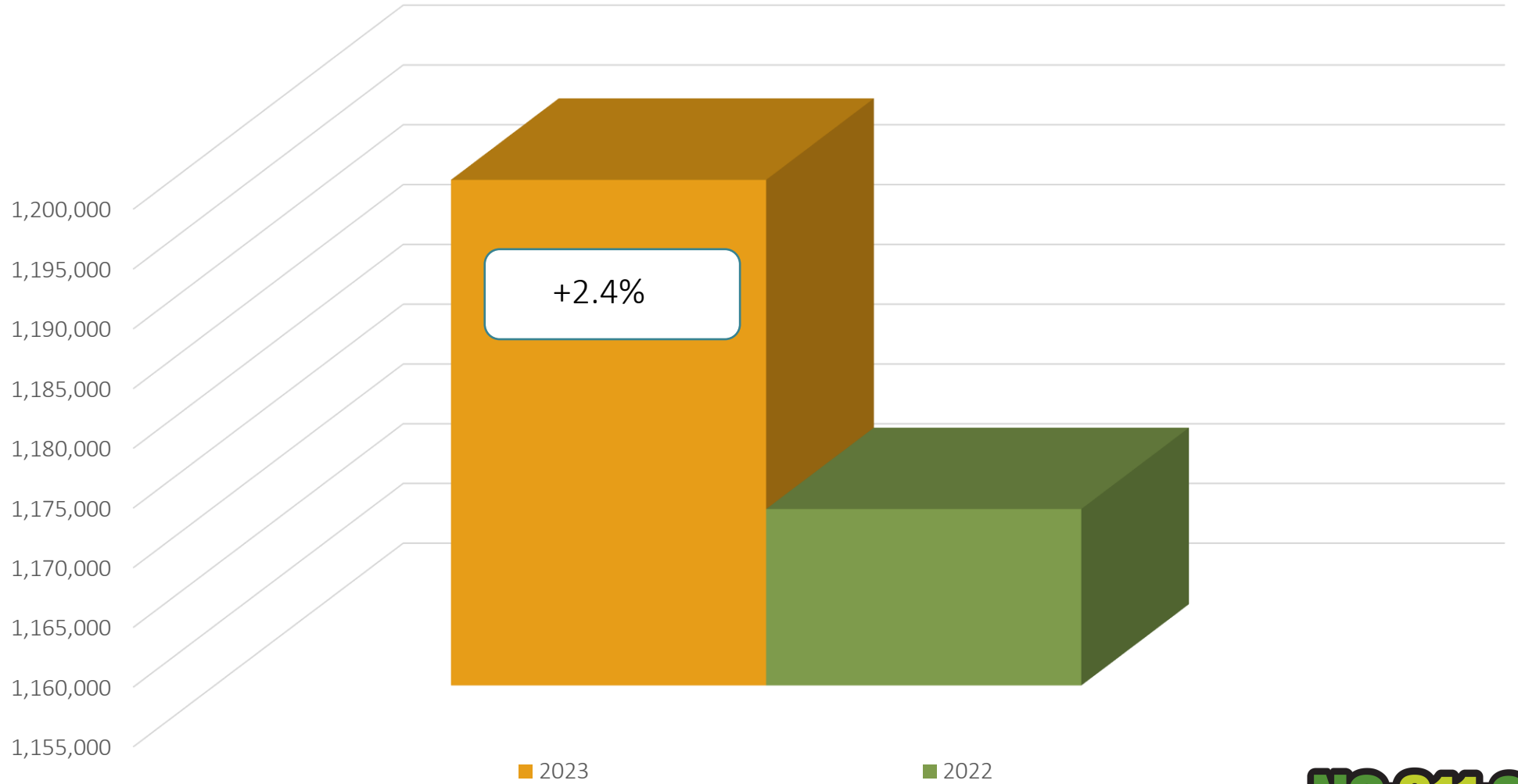
YTD 2023 – 2,017,623 / 2022 – 1,902,772 = +6.0 %

Updates for Sept 2023 – (66,923) = 29.2% of volume / August 30.% = -.8% (Decrease the month before)



Transmissions for NC

SEPT 2023 vs 2022

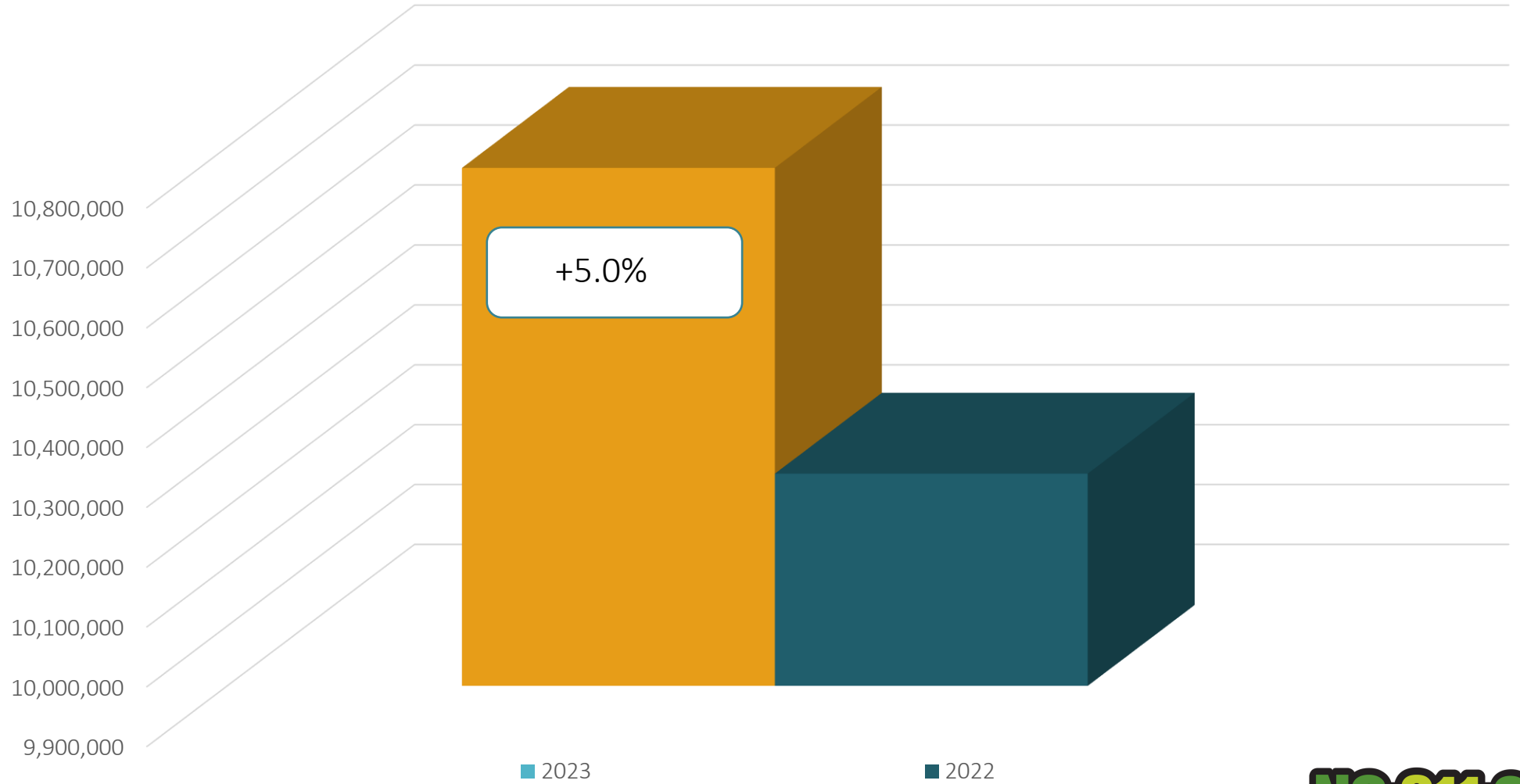


Transmissions MTD 2023 – 1,197,317 / 2022 – 1,169,779 = +2.4%
Transmissions YTD 2023 – 10,764,966 / 2022 – 10,254,566 = +5.0%



Transmissions for NC

YTD 2023 vs 2022



Transmissions MTD 2023 – 1,197,317 / 2022 – 1,169,779 = +2.4%
Transmissions YTD 2023 – 10,764,966 / 2022 – 10,254,566 = +5.0%



County Ticket Volume

SEPT 2023 vs 2022

Avery	3 HR	CNCL	NEW	RXMT	UPDT	TOTAL Tickets
2022	1	1	71	4	16	93
2023	2	2	76	4	12	96
	100.0%	100.0%	7.0%	0.0%	-25.0%	3.2%
				Avg Locates per Day		5



County Ticket Volume

SEPT 2023 vs 2022

Mitchell	3 HR	CNCL	NEW	RXMT	UPDT	TOTAL Tickets
2022	2	1	49	1	14	67
2023	0	0	41	0	17	58
	-100.0%	-100.0%	-16.3%	-100.0%	21.4%	-13.4%
				Avg Locates per Day		3



County Ticket Volume

SEPT 2023 vs 2022

Yancey	3 HR	CNCL	NEW	RXMT	UPDT	TOTAL Tickets
2022	2	1	67	7	19	96
2023	0	0	54	2	23	79
	-100.0%	-100.0%	-19.4%	-71.4%	21.1%	-17.7%
				Avg Locates per Day		4



County Ticket Volume

YTD vs Previous Year

Avery	3 HR	CNCL	NEW	RXMT	UPDT	TOTAL Tickets
2022	14	34	1106	59	139	1352
2023	31	16	1142	41	130	1360
	121.4%	-52.9%	3.3%	-30.5%	-6.5%	0.6%
				Avg Locates per Day		7



County Ticket Volume

YTD vs Previous Year

Mitchell	3 HR	CNCL	NEW	RXMT	UPDT	TOTAL Tickets
2022	24	8	575	18	117	742
2023	17	7	500	21	145	690
	-29.2%	-12.5%	-13.0%	16.7%	23.9%	-7.0%
				Avg Locates per Day		4



County Ticket Volume

YTD vs Previous Year

Yancey	3 HR	CNCL	NEW	RXMT	UPDT	TOTAL Tickets
2022	26	7	608	23	123	787
2023	12	5	578	26	111	732
	-53.8%	-28.6%	-4.9%	13.0%	-9.8%	-7.0%
				Avg Locates per Day		4



County Ticket Distribution

AVERY	161
BANNER ELK	61
BEECH CREEK	2
BEECH MOUNTAIN	9
ELK PARK	7
GRANDFATHER VILLAGE	3
LINVILLE	26
NEWLAND	36
SEVEN DEVILS	2
SUGAR MOUNTAIN	10



County Ticket Distribution

MITCHELL	58
BAKERSVILLE	22
GRASSY CREEK	2
LEDGER	1
PENLAND	1
SPRUCE PINE	32



County Ticket Distribution

YANCEY	79
BURNSVILLE	73
GREEN MOUNTAIN	3
MICAVILLE	1
PENSACOLA	1
PRICE CREEK	1



DAMAGES



DIRT Damage Information
Reporting Tool

Damages reported for September


NC-Alamance	44
NC-Alexander	5
NC-Bladen	3
NC-Brunswick	19
NC-Buncombe	21
NC-Burke	4
NC-Cabarrus	28
NC-Caldwell	1
NC-Carteret	4
NC-Caswell	1
NC-Catawba	24
NC-Chatham	7
NC-Cherokee	1
NC-Chowan	6
NC-Clay	1
NC-Cleveland	3
NC-Columbus	11
NC-Craven	12
NC-Cumberland	29
NC-Currituck	1
NC-Dare	2
NC-Davidson	15

NC-Davie	7
NC-Duplin	1
NC-Durham	87
NC-Edgecombe	3
NC-Forsyth	56
NC-Franklin	2
NC-Gaston	24
NC-Gates	6
NC-Granville	1
NC-Greene	1
NC-Guilford	46
NC-Halifax	1
NC-Harnett	29
NC-Haywood	1
NC-Henderson	17
NC-Hertford	1
NC-Hoke	9
NC-Iredell	41
NC-Jackson	1
NC-Johnston	13
NC-Lee	6
NC-Lenoir	10
NC-Lincoln	7
NC-Martin	2
NC-McDowell	3

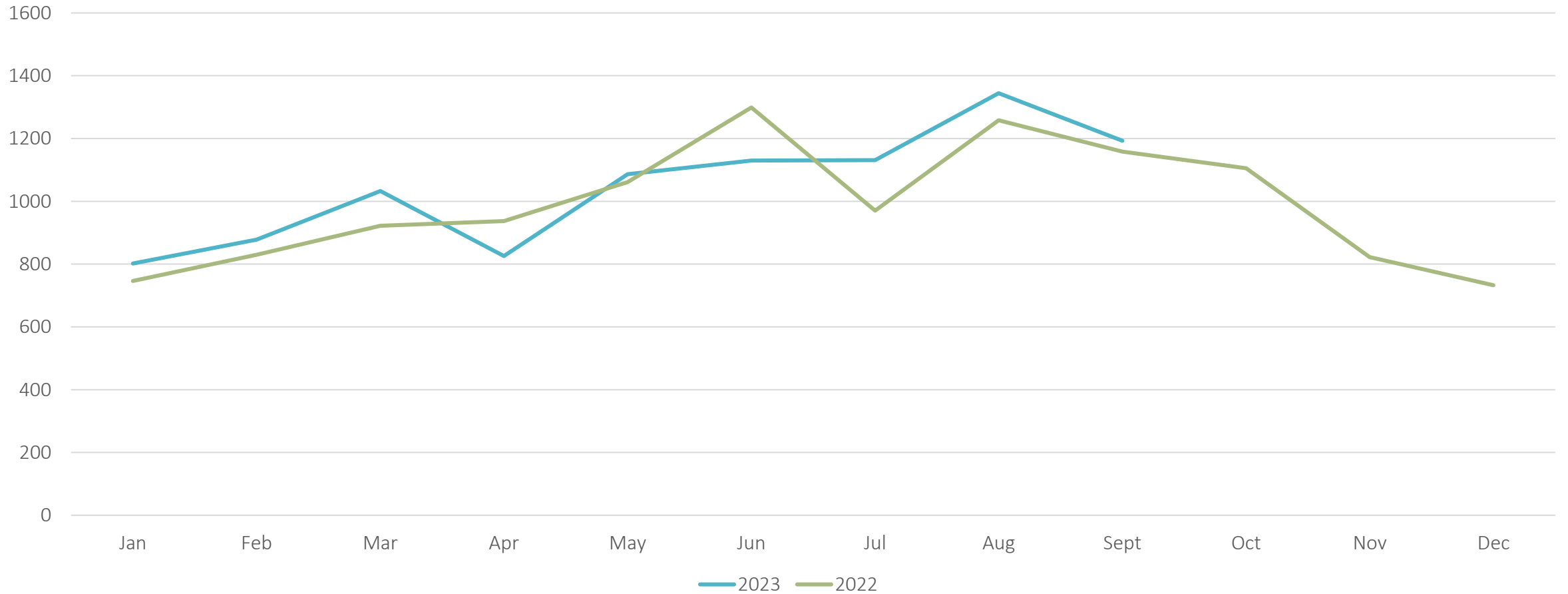
NC-Mecklenburg	170
NC-Montgomery	1
NC-Moore	13
NC-Nash	3
NC-New Hanover	12
NC-Northampton	1
NC-Onslow	23
NC-Orange	30
NC-Pender	8
NC-Person	5
NC-Pitt	17
NC-Randolph	8
NC-Robeson	6
NC-Rockingham	13
NC-Rowan	11
NC-Rutherford	5
NC-Sampson	2
NC-Scotland	3
NC-Stanly	2
NC-Stokes	3
NC-Surry	1
NC-Swain	1
NC-Union	35
NC-Wake	177
NC-Warren	3

NC-Watauga	1
NC-Wayne	13
NC-Wilson	6
NC-Yadkin	3

Grand Total 1193



Damages in North Carolina 2022 vs 2023



Top 10 Callers for - Avery

1	LKN UNDERGROUND	44
2	BULLINGTON CONSTRUCTION, INC	12
3	BIGHAM CABLE CONSTRUCTION, INC	9
4	SKYLINE TELEPHONE	7
5	INVISIBLE FENCE BRAND	5
6	NCDOT	4
7	AT&T UTILITY OPERATIONS	4
8	NORTHSTAR ENERGY SERVICES, INC	4
9	TOWN OF BANNER ELK	3
10	PHILLIPS GRADING INC.	3



Top 10 Callers for - Mitchell

1	DUKE ENERGY	8
2	NATIONAL ONDEMAND	5
3	MB HAYNES CORPORATION	4
4	BAGWELL FENCE COMPANY	4
5	BIGHAM CABLE CONSTRUCTION, INC	3
6	N H M CONSTRUCTORS LLC	3
7	DOUBLE D FENCING	2
8	MILLER PIPELINE	2
9	PHILLIPS GRADING INC.	2
10	HAYNES ELECTRIC UTILITY CORPORATION	2



Top 10 Callers for - Yancey

1	MC COMMUNICATIONS, INC	18
2	NORTH CAROLINA GEODETIC SURVEY	8
3	WNCIL	7
4	FRENCH BROAD EMC	4
5	BH GRANING	3
6	MILLER PIPELINE	3
7	MOUNTAIN UNDERGROUND	3
8	NATIONAL ONDEMAND	3
9	NATIONAL ONDEMAND	3
10	FRENCH BROAD EMC	3



NC811 Tools to assist you

REQUEST A LOCATE

Have utilities located for a single address, residence or business using Single Address Ticket.



UPDATE YOUR LOCATE

Update Lite allows excavators to update a locate request.

...



REVISE A LOCATE TICKET

Revise will allow you to request a destroyed marks ticket, cancel a ticket, or request a 3-Hour notice for an existing notice.



OUR NC811 EDUCATION TEAM

TYLER ROSS

Western Liaison





- A copy of this presentation is available at www.ncucc.org
- If this meeting was virtual or hybrid, a video is available on ncucc.org. Go to County UCC's. The video will be listed under the month and year the meeting took place.

