



MONTHLY UPDATE

OCTOBER 2023

Cherokee-Clay-Graham

Breast Cancer Facts

- In the US, 1 in 8 women will be diagnosed with breast cancer in their lifetime.
- A man's lifetime risk of breast cancer is about 1 in 1,000.
- Getting a mammogram can help reduce the number of deaths from breast cancer by 30 to 40% among women ages 40 to 70



During this month NC811 has changed all of our social media icons to pink and the background of our website is pink as well.

#breastcancerawarenessmonth

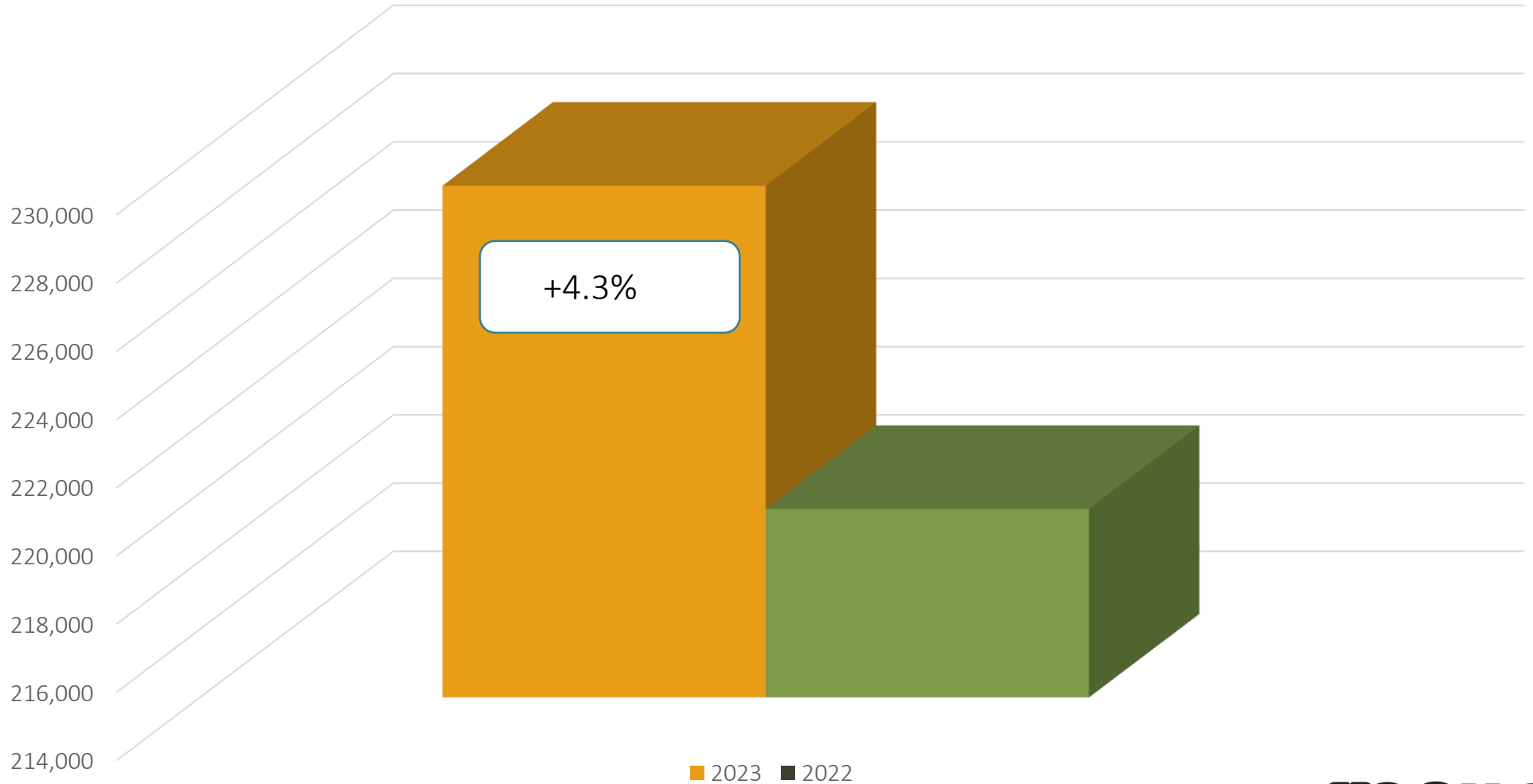
NC811 Data

Locate requests, transmissions, county ticket volume and distribution



Locate Requests for NC

SEPT 2023 vs 2022



MTD September 2023 – 229,003 / 2022 - 219,532 = +4.3%

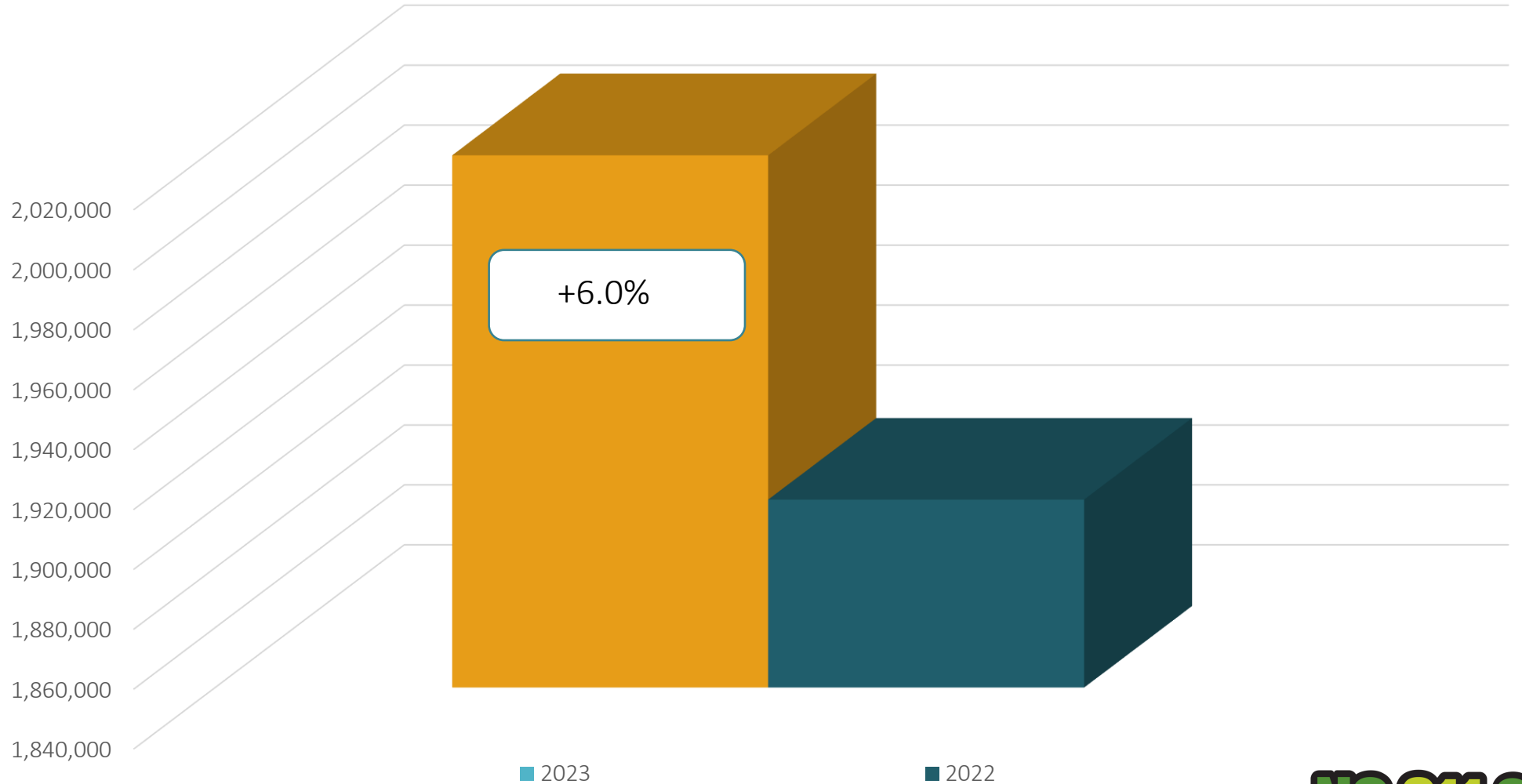
YTD 2023 – 2,017,623 / 2022 – 1,902,772 = +6.0 %

Updates for Sept 2023 – (66,923) = 29.2% of volume / August 30.% = -.8% (Decrease the month before)



Locate Requests for NC

YTD 2023 vs 2022



MTD September 2023 – 229,003 / 2022 - 219,532 = +4.3%

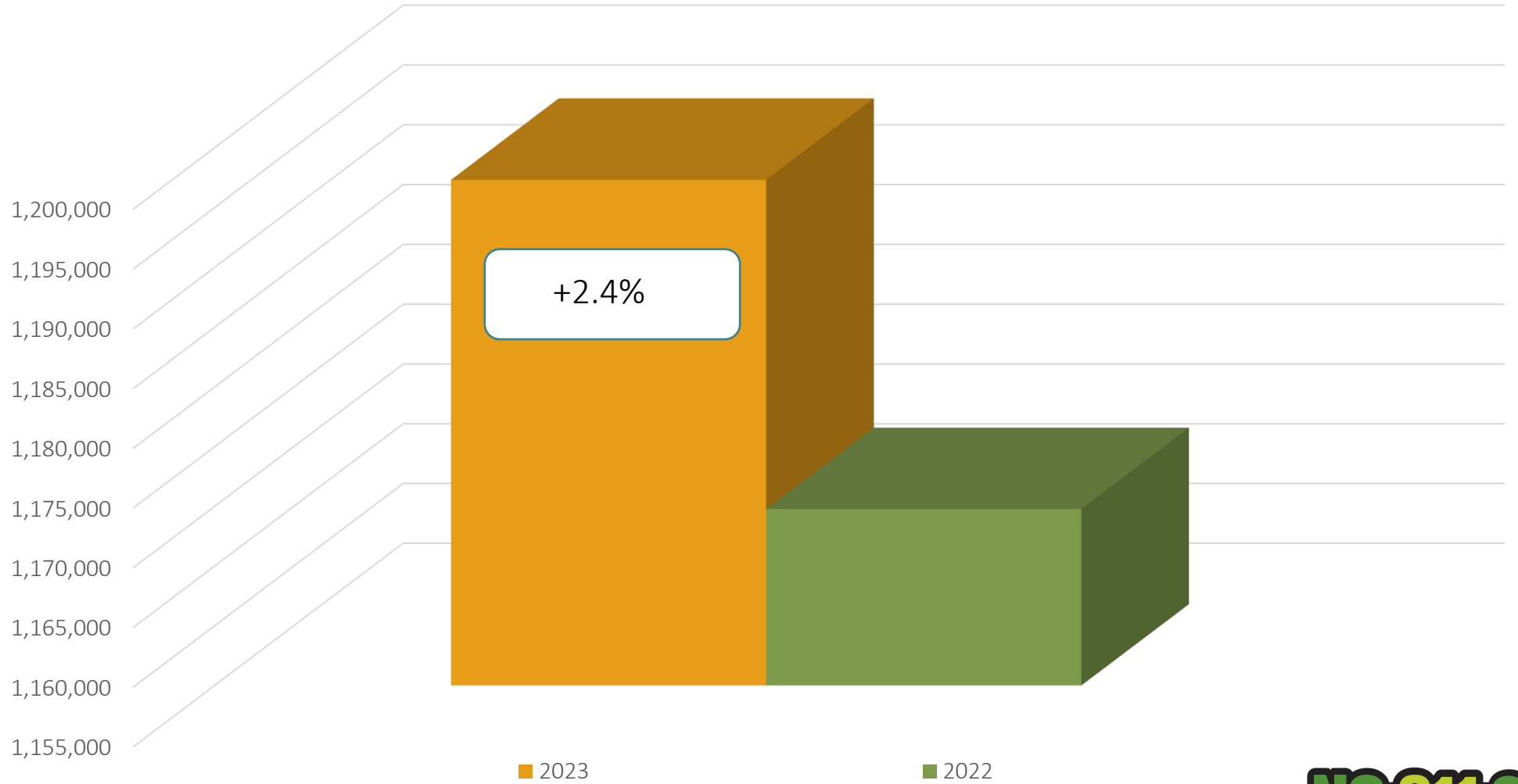
YTD 2023 – 2,017,623 / 2022 – 1,902,772 = +6.0%

Updates for Sept 2023 – (66,923) = 29.2% of volume / August 30.% = -.8% (Decrease the month before)



Transmissions for NC

SEPT 2023 vs 2022

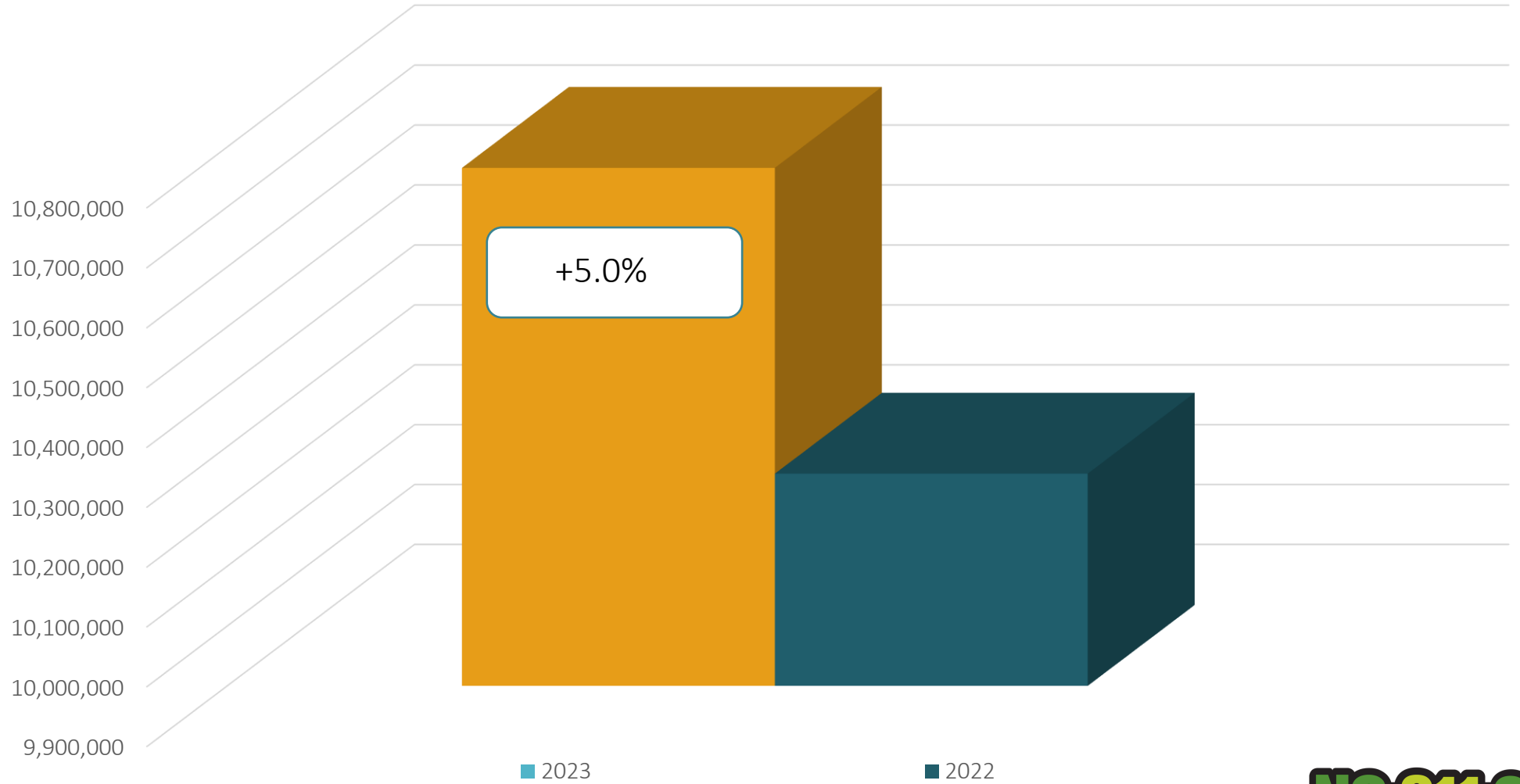


Transmissions MTD 2023 – 1,197,317 / 2022 – 1,169,779 = +2.4%
Transmissions YTD 2023 – 10,764,966 / 2022 – 10,254,566 = +5.0%



Transmissions for NC

YTD 2023 vs 2022



Transmissions MTD 2023 – 1,197,317 / 2022 – 1,169,779 = +2.4%
Transmissions YTD 2023 – 10,764,966 / 2022 – 10,254,566 = +5.0%



County Ticket Volume

SEPT 2023 vs 2022

Cherokee	3 HR	CNCL	NEW	RXMT	UPDT	TOTAL Tickets
2022	1	0	124	8	57	190
2023	2	1	169	4	63	239
	100.0%	-	36.3%	-50.0%	10.5%	25.8%
				Avg Locates per Day		12



County Ticket Volume

SEPT 2023 vs 2022

Clay	3 HR	CNCL	NEW	RXMT	UPDT	TOTAL Tickets
2022	0	0	133	5	119	257
2023	2	2	127	4	137	272
	-	-	-4.5%	-20.0%	15.1%	5.8%
				Avg Locates per Day		14



County Ticket Volume

SEPT 2023 vs 2022

Graham	3 HR	CNCL	NEW	RXMT	UPDT	TOTAL Tickets
2022	1	0	26	1	62	90
2023	0	0	28	1	84	113
	-100.0%	0	7.7%	0.0%	35.5%	25.6%
				Avg Locates per Day		6



County Ticket Volume

YTD vs Previous Year

Cherokee	3 HR	CNCL	NEW	RXMT	UPDT	TOTAL Tickets
2022	17	11	1673	72	350	2123
2023	18	8	1858	99	490	2473
	5.9%	-27.3%	11.1%	37.5%	40.0%	16.5%
				Avg Locates per Day		13



County Ticket Volume

YTD vs Previous Year

Clay	3 HR	CNCL	NEW	RXMT	UPDT	TOTAL Tickets
2022	98	4	1457	50	1075	2684
2023	29	12	1214	54	1021	2330
	-70.4%	200.0%	-16.7%	8.0%	-5.0%	-13.2%
				Avg Locates per Day		12



County Ticket Volume

YTD vs Previous Year

Graham	3 HR	CNCL	NEW	RXMT	UPDT	TOTAL Tickets
2022	17	9	420	13	449	908
2023	3	2	421	20	1106	1552
	-82.4%	-77.8%	0.2%	53.8%	146.3%	70.9%
				Avg Locates per Day		8



County Ticket Distribution

CHEROKEE	376
ANDREWS	25
HOTHOUSE	3
MARBLE	22
MARTINS CREEK	2
MURPHY	318
PEACHTREE	5
VIOLET	1



County Ticket Distribution

CLAY	272
BRASSTOWN	3
HAYESVILLE	264
TUSQUITEE	1
WARNE	4



County Ticket Distribution

GRAHAM	113
FONTANA DAM	1
ROBBINSVILLE	108
SANTEETLAH	2
STECOAH	1
TULULA	1



DAMAGES



DIRT Damage Information
Reporting Tool

Damages reported for September


NC-Alamance	44
NC-Alexander	5
NC-Bladen	3
NC-Brunswick	19
NC-Buncombe	21
NC-Burke	4
NC-Cabarrus	28
NC-Caldwell	1
NC-Carteret	4
NC-Caswell	1
NC-Catawba	24
NC-Chatham	7
NC-Cherokee	1
NC-Chowan	6
NC-Clay	1
NC-Cleveland	3
NC-Columbus	11
NC-Craven	12
NC-Cumberland	29
NC-Currituck	1
NC-Dare	2
NC-Davidson	15

NC-Davie	7
NC-Duplin	1
NC-Durham	87
NC-Edgecombe	3
NC-Forsyth	56
NC-Franklin	2
NC-Gaston	24
NC-Gates	6
NC-Granville	1
NC-Greene	1
NC-Guilford	46
NC-Halifax	1
NC-Harnett	29
NC-Haywood	1
NC-Henderson	17
NC-Hertford	1
NC-Hoke	9
NC-Iredell	41
NC-Jackson	1
NC-Johnston	13
NC-Lee	6
NC-Lenoir	10
NC-Lincoln	7
NC-Martin	2
NC-McDowell	3

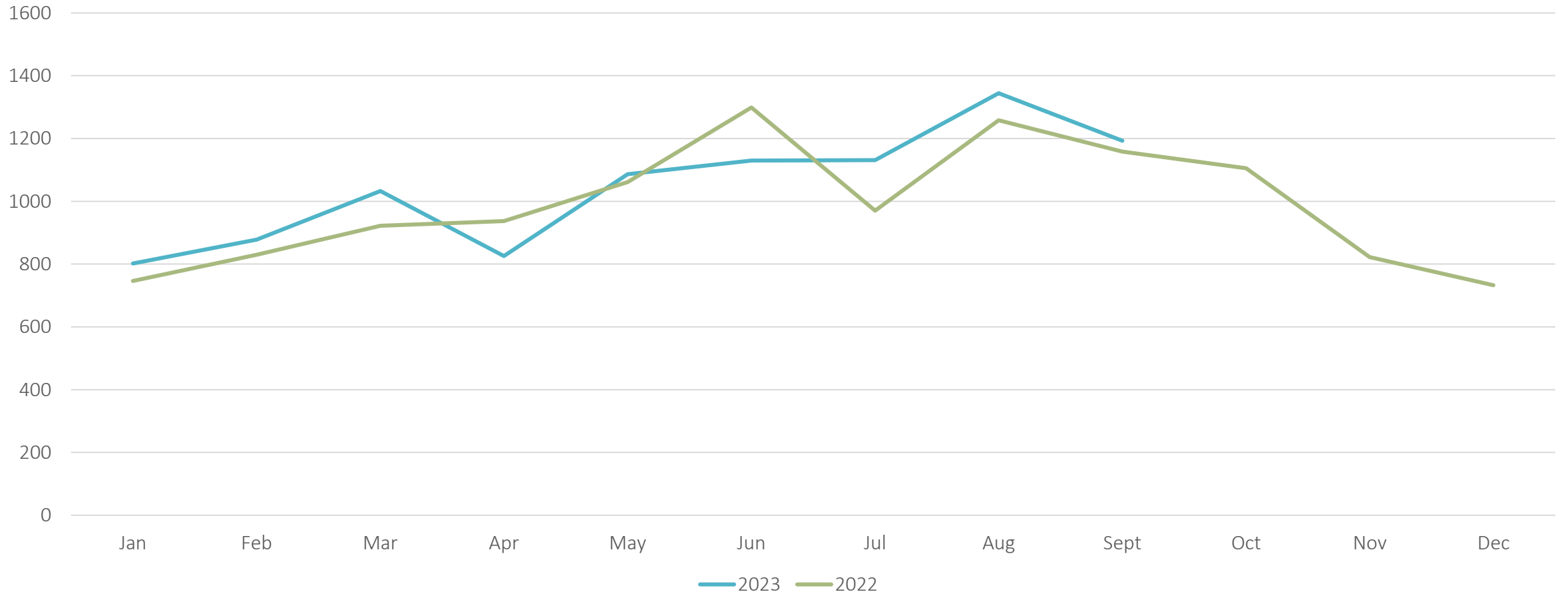
NC-Mecklenburg	170
NC-Montgomery	1
NC-Moore	13
NC-Nash	3
NC-New Hanover	12
NC-Northampton	1
NC-Onslow	23
NC-Orange	30
NC-Pender	8
NC-Person	5
NC-Pitt	17
NC-Randolph	8
NC-Robeson	6
NC-Rockingham	13
NC-Rowan	11
NC-Rutherford	5
NC-Sampson	2
NC-Scotland	3
NC-Stanly	2
NC-Stokes	3
NC-Surry	1
NC-Swain	1
NC-Union	35
NC-Wake	177
NC-Warren	3

NC-Watauga	1
NC-Wayne	13
NC-Wilson	6
NC-Yadkin	3

Grand Total 1193



Damages in North Carolina 2022 vs 2023



Top 10 Callers for - Cherokee

1	SOUTHERN PIPELINE	61
2	BLUE RIDGE MOUNTAIN EMC	23
3	WRIGHT BROTHERS CONSTRUCTION	22
4	SUMTER UTILITIES	16
5	BLUE RIDGE MOUNTAIN EMC	15
6	DUKE ENERGY	15
7	BALLEWS UTILITY CONSTRUCTION, LLC	14
8	SUMTER UTILITIES, INC	10
9	SAGE BROWN WORKS	10
10	GRAVES DIRECTIONAL DRILLING	9



Top 10 Callers for - Clay

1	WRIGHT BROTHERS CONSTRUCTION	108
2	BLUE RIDGE MOUNTAIN EMC	20
3	APPALACHIAN CABLE	11
4	WINDSTREAM	11
5	BLUE RIDGE MOUNTAIN EMC	10
6	MILLER WELL DRILLING	7
7	NIX DIRECTIONAL DRILLING	6
8	NIX DIRECTIONAL DRILLING	6
9	IRON MOUNTAIN FENCE	6
10	NIX DIRECTIONAL DRILLING	5



Top 10 Callers for - Graham

1	CHARLES BLALOCK AND SONS	53
2	WATSON CONTRACTING	21
3	SUMTER UTILITIES, INC	10
4	DUKE ENERGY	5
5	HAYNES ELECTRIC UTILITY CORPORATION	4
6	SUSAN KIRKPATRICK	2
7	NCDOT	2
8	CJ CABLE INSTALLATIONS LLC	2
9	DEBORAH PERRON	2
10	BOYD UTILITY BORING, INC	2



NC811 Tools to assist you

REQUEST A LOCATE

Have utilities located for a single address, residence or business using Single Address Ticket.



UPDATE YOUR LOCATE

Update Lite allows excavators to update a locate request.

...



REVISE A LOCATE TICKET

Revise will allow you to request a destroyed marks ticket, cancel a ticket, or request a 3-Hour notice for an existing notice.



OUR NC811 EDUCATION TEAM

TYLER ROSS

Western Liaison





- A copy of this presentation is available at www.ncucc.org
- If this meeting was virtual or hybrid, a video is available on ncucc.org. Go to County UCC's. The video will be listed under the month and year the meeting took place.

