



MONTHLY UPDATE

SEPTEMBER 2023

Foothills UCC

EVENTS IN SEPTEMBER





MONDAY, SEPT. 4TH

State Holidays are excluded from and not part of the three (3) working day notice, nor are they part of the life of the ticket in accordance with the NC General Statues. NC811, Inc. will only process the following notifications on State Holidays:

Emergencies, Damages, and 3-Hour Notices. NC811, Inc. is open and will accept and process all notifications on Observed Holidays which are indicated by an asterisk (*). Holidays that fall on a Saturday will be honored on Friday if not already a holiday. Holidays that fall on a Sunday will be honored on Monday if not already a holiday.



4 HOURS OF
NC PESTICIDE
RECERTIFICATION
CREDITS FOR
CATEGORIES:
L, N, O, D, & X

22ND ANNUAL NURSERY FIELD DAY

FRIDAY, SEPTEMBER 8TH, 8A-3:15P



HARD & FLOSSIE CLARK FAMILY PARK
JOHN'S RIVER GREENWAY
LENOIR, NC 28645



\$30 ON OR BEFORE SEPTEMBER 1ST
\$40 AFTER SEPTEMBER 1ST

 [HTTPS://GO.NCSU.EDU/FIELDDAY2023](https://go.ncsu.edu/fielddday2023)

SEE BACK FOR AGENDA





STATE UCC MEETING

Tuesday, September 12th at 10:00 am
Piedmont Natural Gas Company
1321 S 10th St, Wilmington



Locate Resolution
Partnership Committee

Wednesday, September 20th at 11:00 am
NC811
5009 High Point Rd, Greensboro



School is back in session



Visit ncdot.gov and search "School Bus Safety"

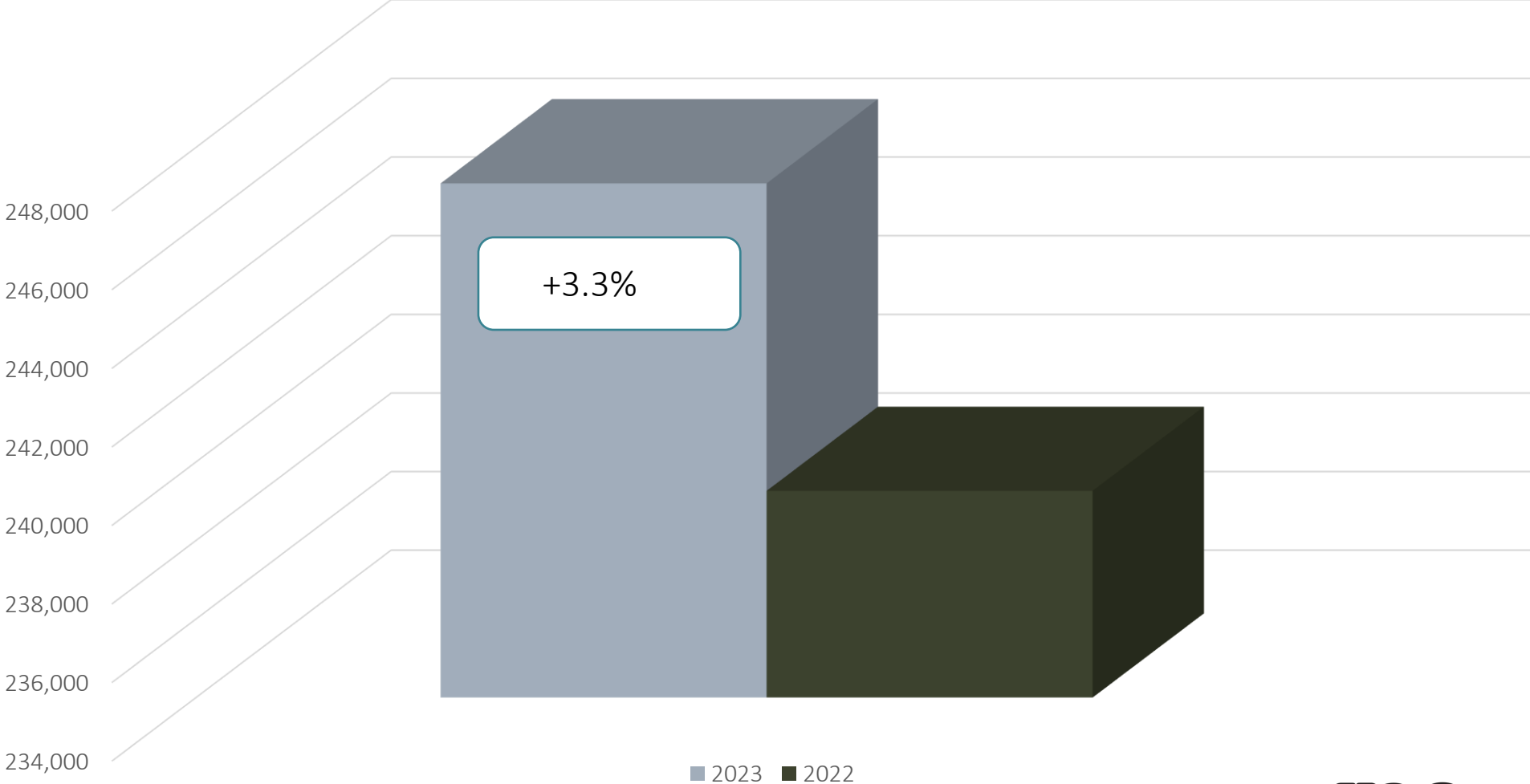


NC811 Data

Locate requests,
transmissions,
county ticket volume
and distribution

Locate Requests for NC

AUG 2023 vs 2022

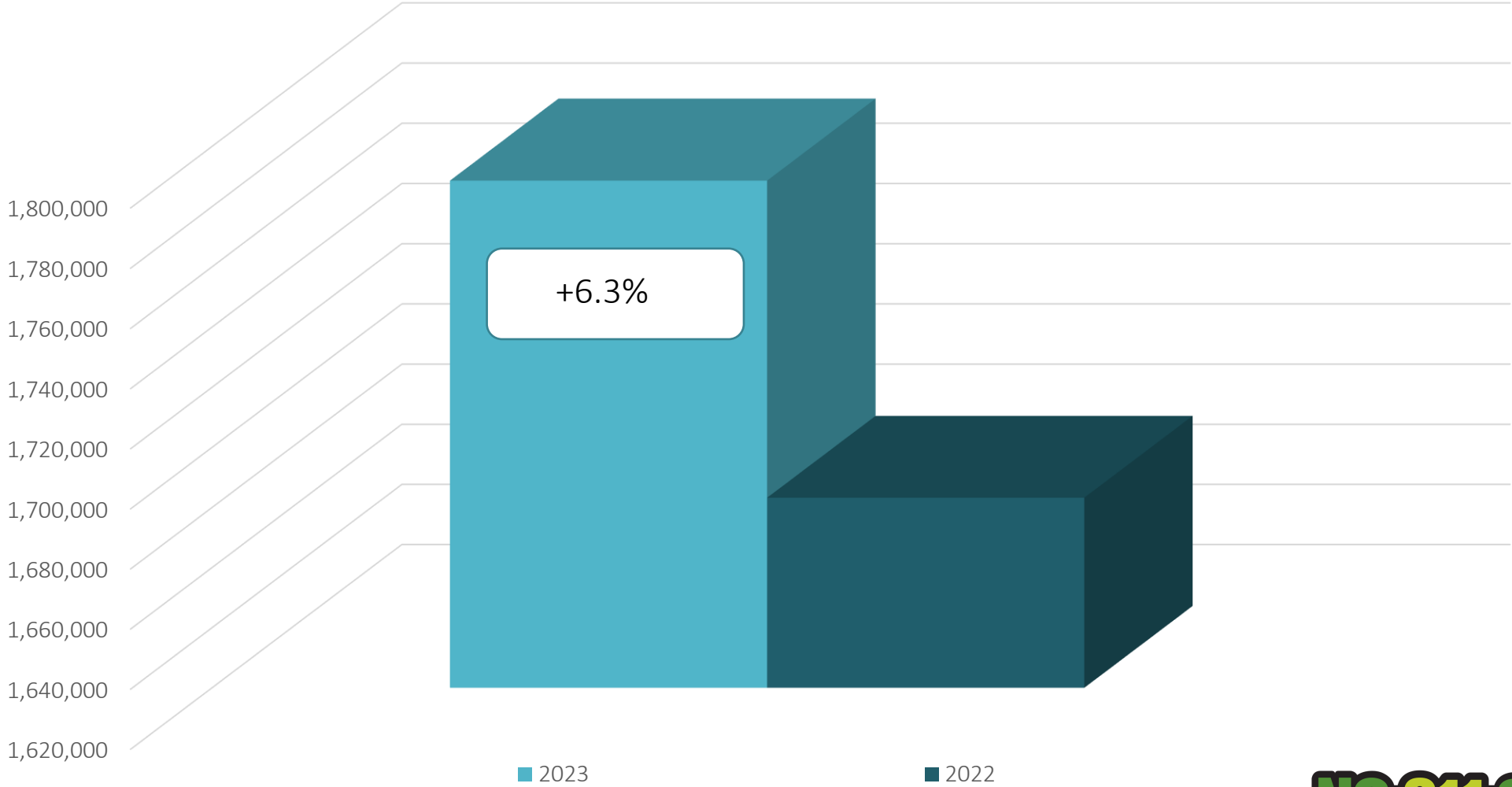


MTD August 2023 – 247,083 / 2022 – 239,263 = +3.3%
YTD 2023 – 1,788,620 / 2022 – 1,683,240 = +6.3 %
Updates for August 2023 – (74,022) = 30% of volume / July 30.2% = -.2% (Decrease the month before)



Locate Requests for NC

YTD 2023 vs 2022

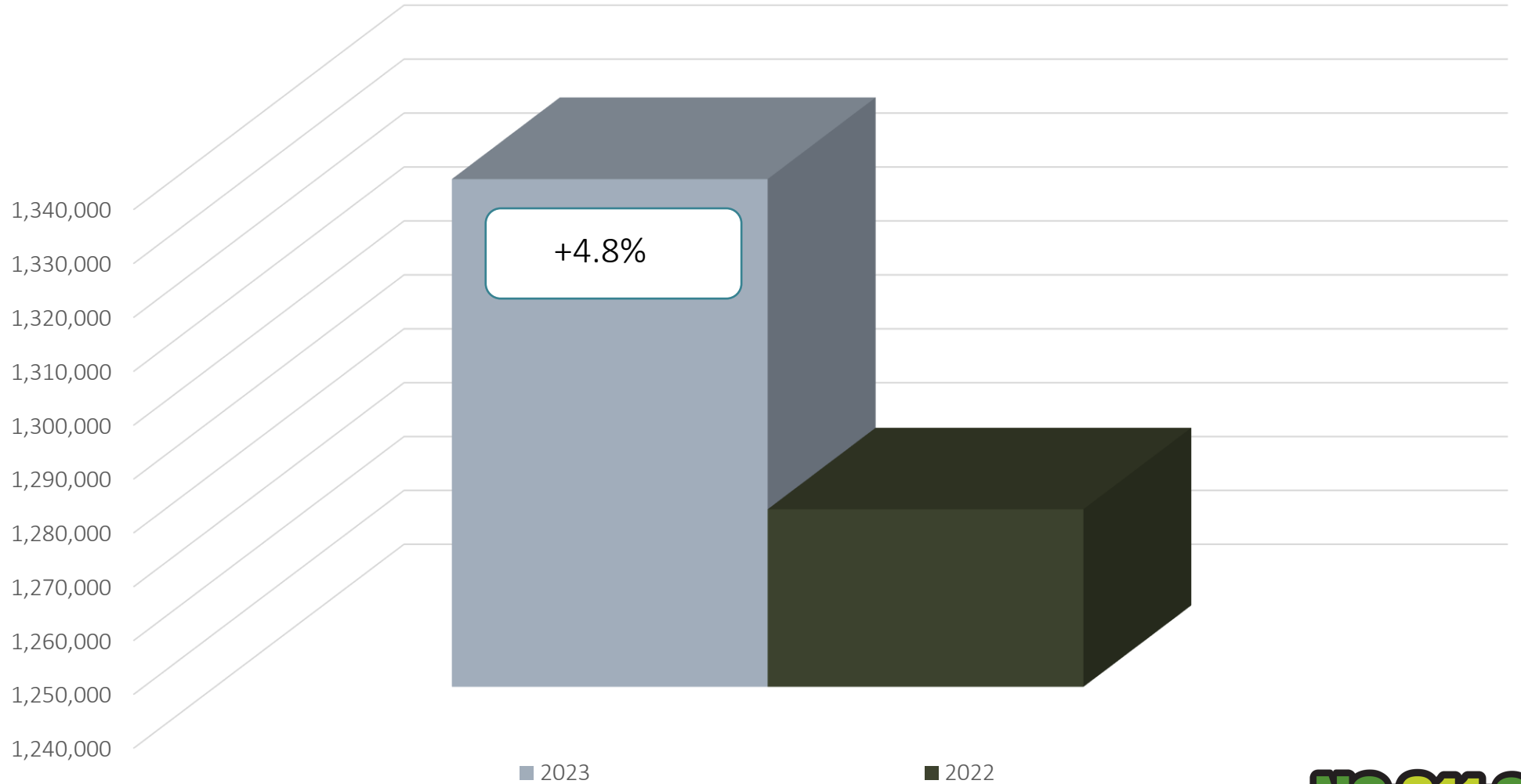


MTD August 2023 – 247,083 / 2022 – 239,263 = +3.3%
YTD 2023 – 1,788,620 / 2022 – 1,683,240 = +6.3 %
Updates for August 2023 – (74,022) = 30% of volume / July 30.2% = -.2% (Decrease the month before)



Transmissions for NC

AUG 2023 vs 2022

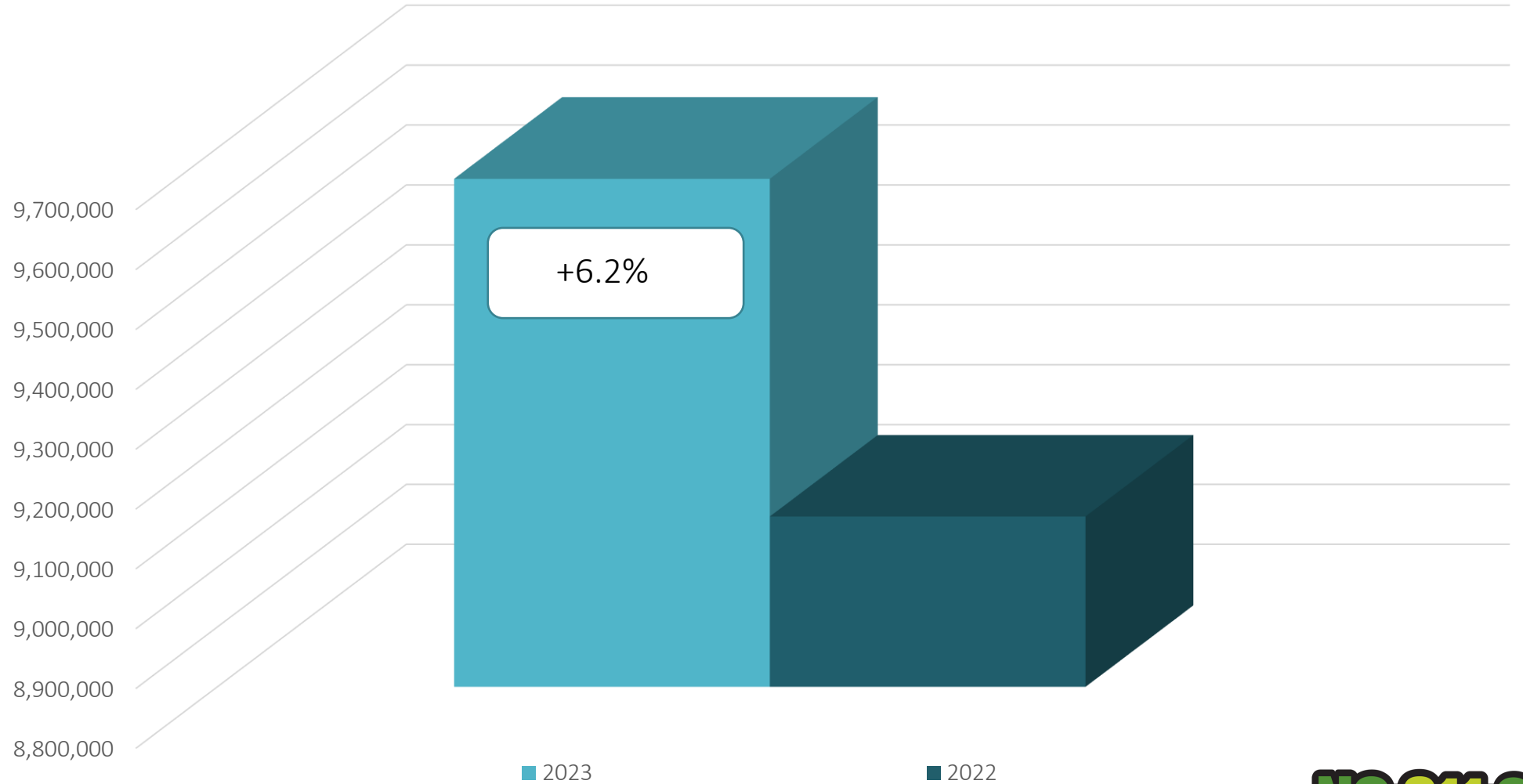


Transmissions MTD 2023 – 1,334,248 / 2022 – 1,272,985 = +4.8%
Transmissions YTD 2023 – 9,648,662 / 2022 – 9,084,787 = +6.2%



Transmissions for NC

YTD 2023 vs 2022



Transmissions MTD 2023 – 1,334,248 / 2022 – 1,272,985 = +4.8%
Transmissions YTD 2023 – 9,648,662 / 2022 – 9,084,787 = +6.2%



County Ticket Volume

AUG 2023 vs 2022

Cleveland	3 HR	CNCL	NEW	RXMT	UPDT	TOTAL Tickets
2022	105	15	1226	63	383	1792
2023	30	7	983	21	419	1460
	-71.4%	-53.3%	-19.8%	-66.7%	9.4%	-18.5%
				Avg Locates per Day		63



County Ticket Volume

AUG 2023 vs 2022

Gaston	3 HR	CNCL	NEW	RXMT	UPDT	TOTAL Tickets
2022	223	51	2988	63	1368	4693
2023	115	35	2951	51	854	4006
	-48.4%	-31.4%	-1.2%	-19.0%	-37.6%	-14.6%
				Avg Locates per Day		174



County Ticket Volume

AUG 2023 vs 2022

Rutherford	3 HR	CNCL	NEW	RXMT	UPDT	TOTAL Tickets
2022	31	3	691	19	371	1115
2023	33	13	701	13	426	1186
	6.5%	333.3%	1.4%	-31.6%	14.8%	6.4%
				Avg Locates per Day		52

County Ticket Volume

YTD vs Previous Year

Cleveland	3 HR	CNCL	NEW	RXMT	UPDT	TOTAL Tickets
2022	698	59	7751	494	2496	11498
2023	490	85	8009	293	3540	12417
	-29.8%	44.1%	3.3%	-40.7%	41.8%	8.0%
				Avg Locates per Day		73



County Ticket Volume

YTD vs Previous Year

Gaston	3 HR	CNCL	NEW	RXMT	UPDT	TOTAL Tickets
2022	1451	197	22160	692	8749	33249
2023	1083	237	21551	500	8456	31827
	-25.4%	20.3%	-2.7%	-27.7%	-3.3%	-4.3%
				Avg Locates per Day		188



County Ticket Volume

YTD vs Previous Year

	Rutherford	3 HR	CNCL	NEW	RXMT	UPDT	TOTAL Tickets
2022	147	63	5216	148	2504	8078	
2023	285	67	4829	120	2603	7904	
	93.9%	6.3%	-7.4%	-18.9%	4.0%	-2.2%	
				Avg Locates per Day		47	



County Ticket Distribution

CLEVELAND	1460
BOILING SPRINGS	24
CASAR	14
EARL	5
FALLSTON	5
GROVER	69
KINGS MOUNTAIN	271
KINGSTOWN	2
LATTIMORE	9
LAWNDALE	91
MOORESBORO	64
PATTERSON SPRINGS	5
POLKVILLE	88
SHELBY	796
WACO	11

County Ticket Distribution

GASTON	4006
ALEXIS	8
BELMONT	642
BESSEMER CITY	133
CHERRYVILLE	136
CRAMERTON	165
DALLAS	272
GASTONIA	1712
HIGH SHOALS	19
KINGS MOUNTAIN	49
LOWELL	67
MCADENVILLE	35
MOUNT HOLLY	512
RANLO	15
SOUTH GASTONIA	33
STANLEY	196

County Ticket Distribution

RUTHERFORD	1186
BOSTIC	35
CHIMNEY ROCK	3
CHIMNEY ROCK VILLAGE	4
CLIFFSIDE	25
DUNCANS CREEK	91
ELLENBORO	202
FOREST CITY	203
GILKEY	3
LAKE LURE	151

LOGAN	4
MOUNT VERNON	32
RUTH	11
RUTHERFORDTON	351
SHINGLE HOLLOW	4
SPINDALE	43
UNION MILLS	15

DAMAGES



DIRT Damage Information
Reporting Tool

Damages reported for AUGUST

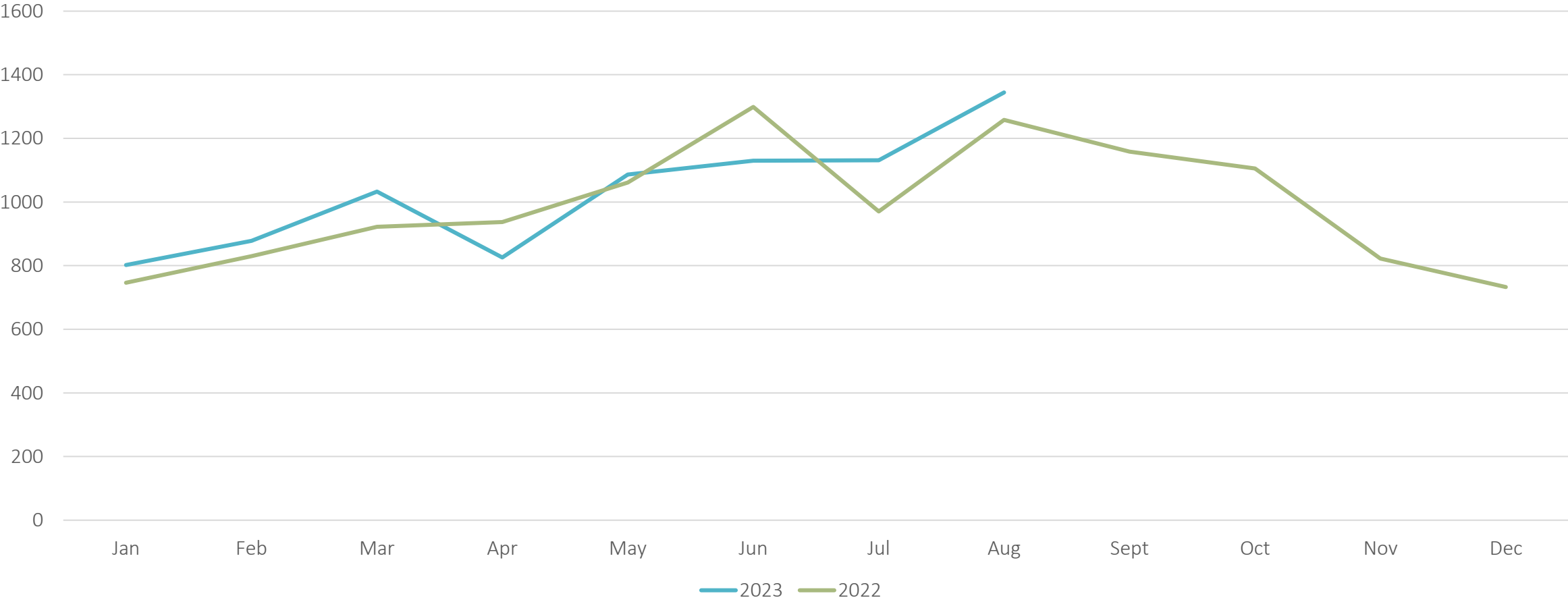
NC-Alamance	64
NC-Alexander	3
NC-Avery	1
NC-Bladen	3
NC-Brunswick	14
NC-Buncombe	21
NC-Burke	2
NC-Cabarrus	26
NC-Caldwell	3
NC-Carteret	7
NC-Caswell	4
NC-Catawba	18
NC-Chatham	18
NC-Cherokee	2
NC-Chowan	4
NC-Clay	1
NC-Cleveland	5
NC-Columbus	7
NC-Craven	40
NC-Cumberland	52
NC-Currituck	2
NC-Dare	5

NC-Davidson	18
NC-Davie	3
NC-Duplin	2
NC-Durham	81
NC-Edgecombe	3
NC-Forsyth	60
NC-Franklin	6
NC-Gaston	21
NC-Gates	6
NC-Graham	1
NC-Granville	2
NC-Greene	1
NC-Guilford	69
NC-Halifax	1
NC-Harnett	33
NC-Haywood	3
NC-Henderson	10
NC-Hoke	4
NC-Iredell	40
NC-Jackson	4
NC-Johnston	21
NC-Lee	9
NC-Lenoir	4
NC-Lincoln	2
NC-Macon	3

NC-Madison	1
NC-McDowell	2
NC-Mecklenburg	186
NC-Montgomery	1
NC-Moore	13
NC-Nash	3
NC-New Hanover	11
NC-Onslow	36
NC-Orange	44
NC-Pamlico	1
NC-Pasquotank	1
NC-Pender	8
NC-Person	3
NC-Pitt	27
NC-Randolph	11
NC-Robeson	12
NC-Rockingham	3
NC-Rowan	12
NC-Rutherford	3
NC-Sampson	2
NC-Scotland	1
NC-Stanly	2
NC-Stokes	5
NC-Surry	2
NC-Swain	1

NC-Union	49
NC-Wake	223
NC-Warren	1
NC-Watauga	1
NC-Wayne	7
NC-Wilkes	2
NC-Wilson	1
NC-Yadkin	1

Damages in North Carolina 2022 vs 2023



Top 10 Callers for - Cleveland

LKN UNDERGROUND	176
DUKE ENERGY	85
CLEVELAND COUNTY WATER	70
TUCKER, INC	60
AT&T UTILITY OPERATIONS	54
UTILITY LINES CONSTRUCTION SERVICES, INC	47
TNM SOLUTIONS	41
E S WAGNER	40
APPLING BORING CO, INC	39
CITY OF SHELBY	36

Top 10 Callers for - Gaston

LKN UNDERGROUND	376
AT&T UTILITY OPERATIONS	246
HYPER NETWORKS, LLC	221
ANSCO & ASSOCIATES, LLC	154
UTILITY LINES CONSTRUCTION SERVICES, INC	144
MILLER PIPELINE	96
PIEDMONT PLUMBERS OF CLOVER	93
TNM SOLUTIONS	83
SHEPHERD'S LANDSCAPE MAINTENANCE LLC	74
UTILITY LINE CONSTRUCTION SERVICES	52

Top 10 Callers for - Rutherford

BIGHAM CABLE CONSTRUCTION, INC	177
WRIGHT BROTHERS CONSTRUCTION	130
BIGHAM CABLE CONSTRUCTION	103
TUCKER, INC	89
DUKE ENERGY	60
SUMTER UTILITIES, INC	49
AT&T UTILITY OPERATIONS	44
TOWN OF FOREST CITY	39
RUTHERFORD ELECTRIC MEMBERSHIP CORP	26
FOREMOST PIPELINE CONSTRUCTION COMPANY	23

OUR NC811 EDUCATION TEAM

TYLER ROSS

Western Liaison





- A copy of this presentation is available at www.ncucc.org
- If this meeting was virtual or hybrid, a video is available on ncucc.org. Go to County UCC's. The video will be listed under the month and year the meeting took place.

