



MONTHLY UPDATE

OCTOBER 2023

Foothills

EVENTS IN OCTOBER



Breast Cancer Facts

- In the US, 1 in 8 women will be diagnosed with breast cancer in their lifetime.
- A man's lifetime risk of breast cancer is about 1 in 1,000.
- Getting a mammogram can help reduce the number of deaths from breast cancer by 30 to 40% among women ages 40 to 70



During this month NC811 has changed all of our social media icons to pink and the background of our website is pink as well.

#breastcancerawarenessmonth

UNDERGROUND DAMAGE PREVENTION REVIEW BOARD MEETING

Tuesday, October 17, 2023 10:00 AM to 5:00 PM

5009 High Point Road
at NC811 Event Center
Greensboro, NC

For more information

Call: 919-670-4114

Email: UDPRB@nc.gov

Agenda: This is an in-person meeting. For more information, please contact the Board Administrator at udprb@nc.gov or by calling 919-670-4114.

Meeting Type: in person

To join meeting: Call 1-984-204-1487 and enter the following conference ID: 836 107 488#



NC811 BOARD MEETING

Friday, October 20, 2023 8:00 AM to 12:00 PM

Embassy Suites by Hilton Wilmington Riverfront,
9 Estell Lee Place, Wilmington, NC, 28401

Contact Stephanie Brown at stephanie@nc811.org for attendance.



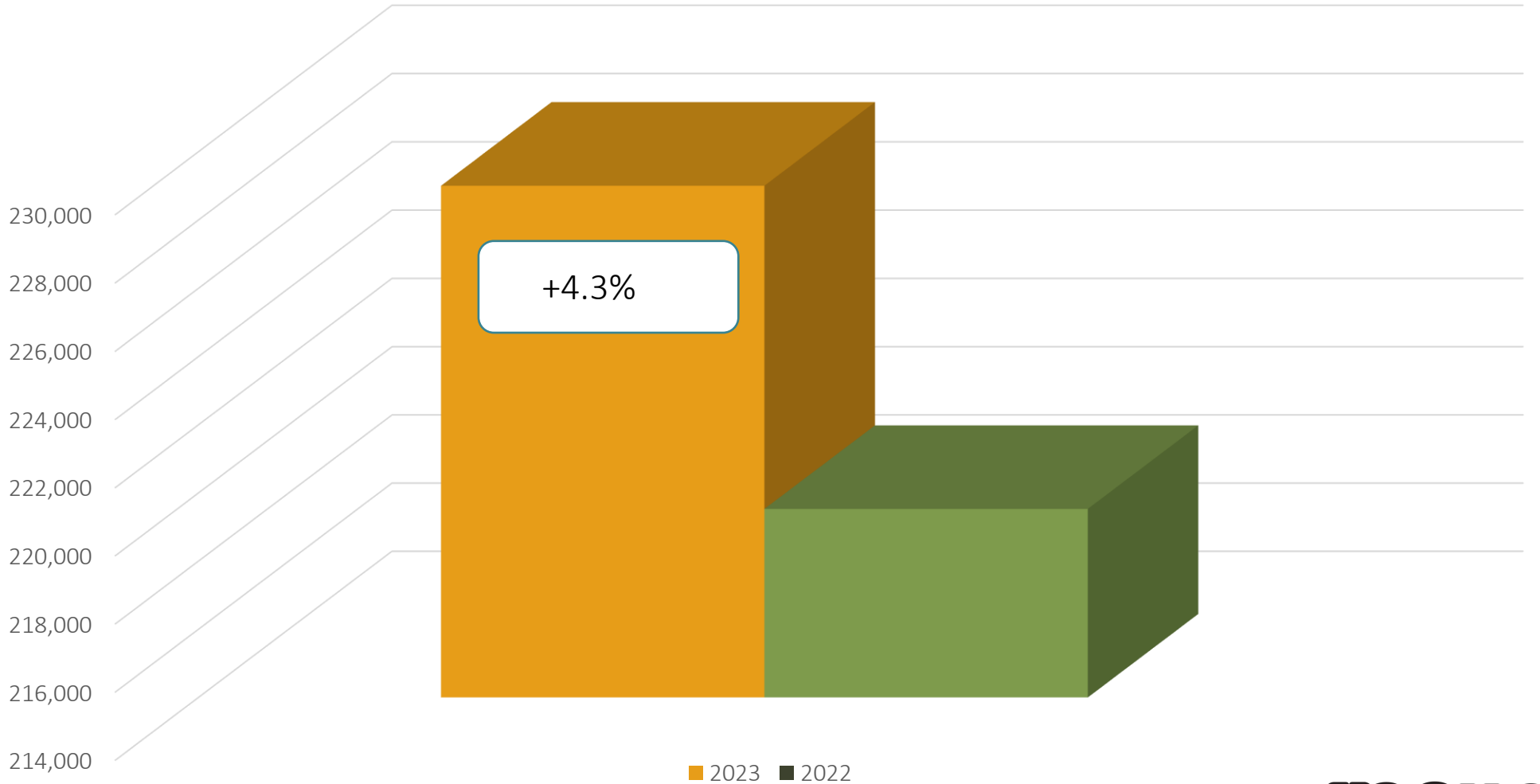
NC811 Data

Locate requests, transmissions, county ticket volume and distribution



Locate Requests for NC

SEPT 2023 vs 2022



MTD September 2023 – 229,003 / 2022 - 219,532 = +4.3%

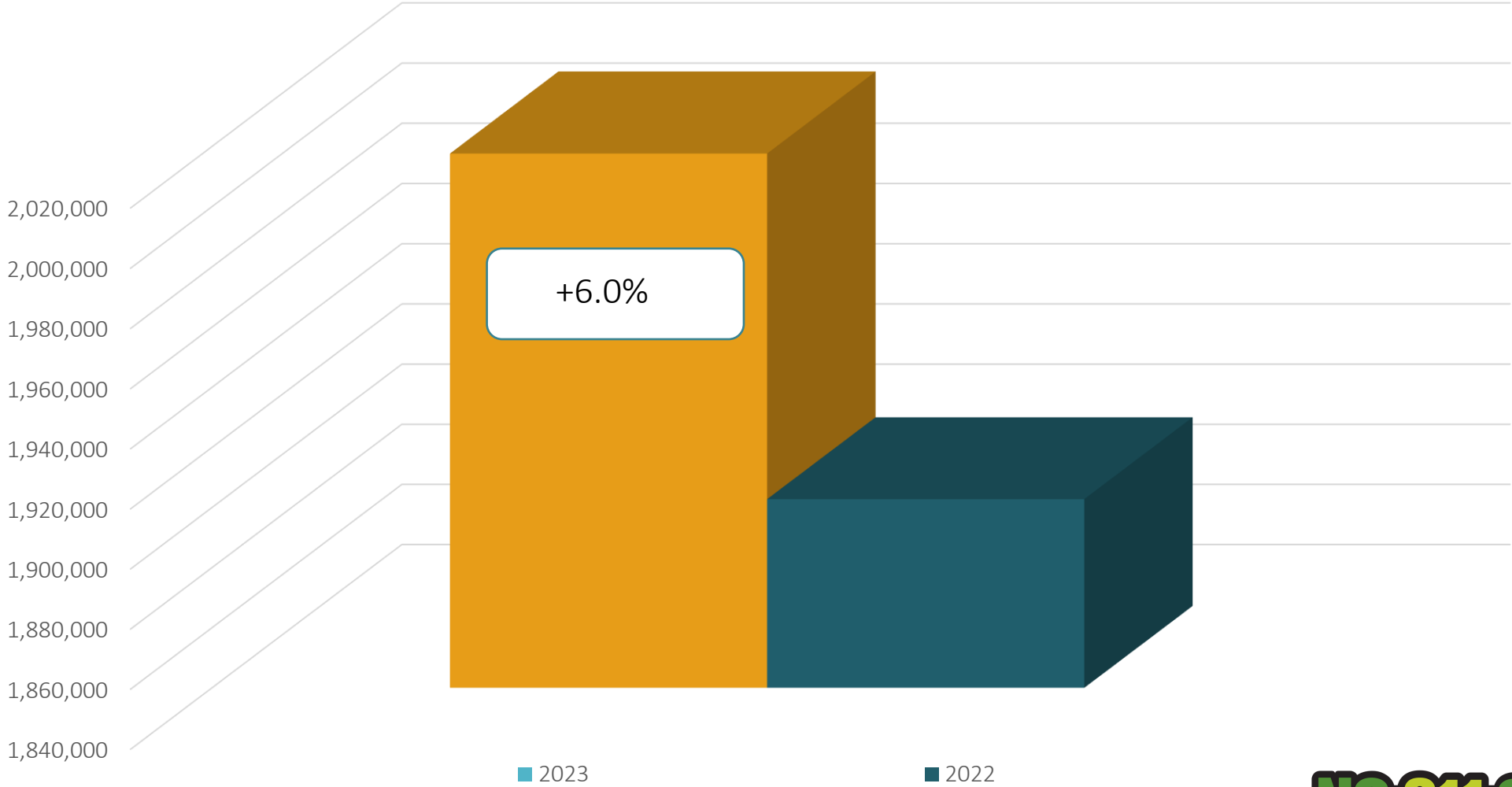
YTD 2023 – 2,017,623 / 2022 – 1,902,772 = +6.3 %

Updates for Sept 2023 – (66,923) = 29.2% of volume / August 30.% = -.8% (Decrease the month before)



Locate Requests for NC

YTD 2023 vs 2022

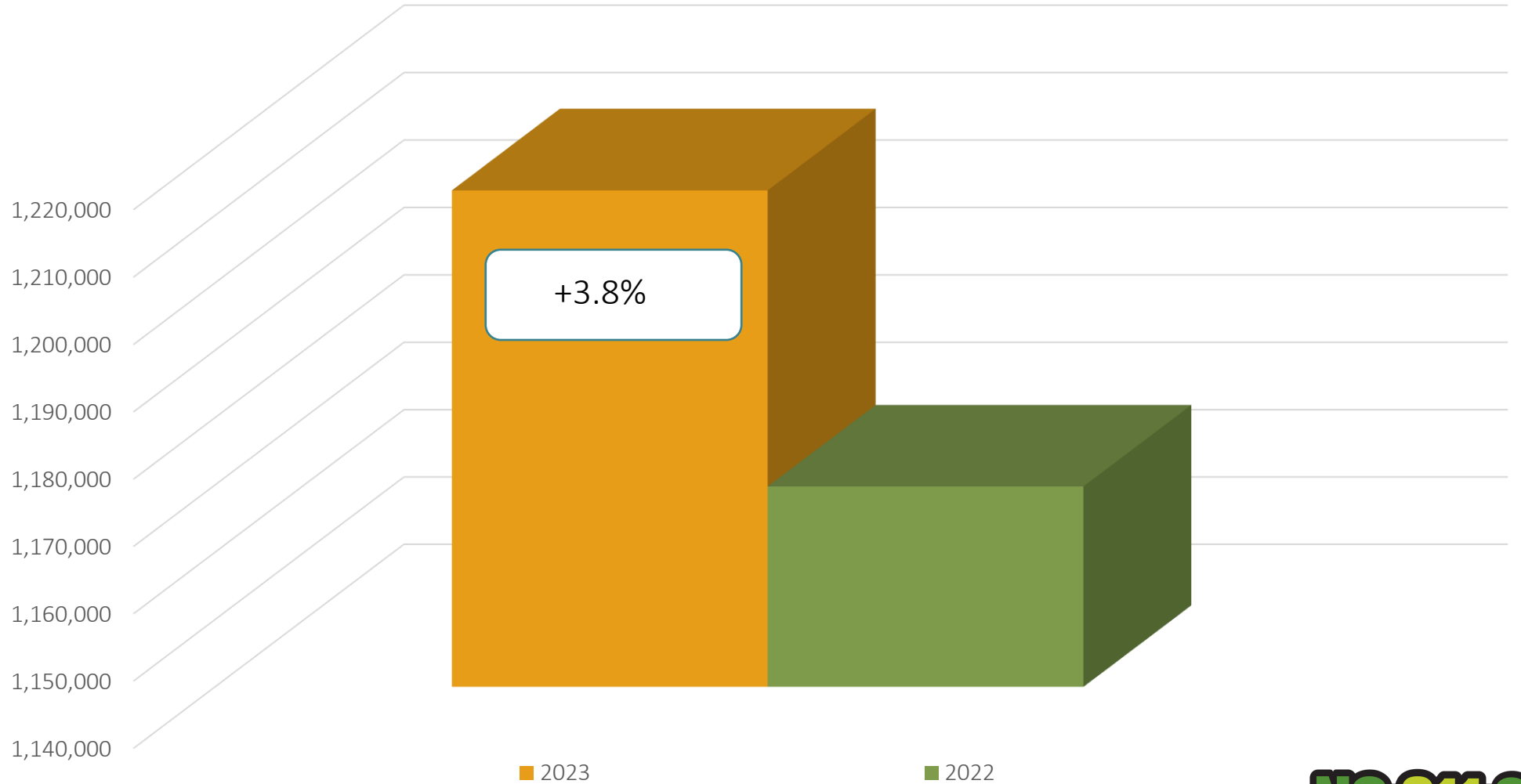


MTD September 2023 – 229,003 / 2022 - 219,532 = +4.3%
YTD 2023 – 2,017,623 / 2022 – 1,902,772 = +6.0 %
Updates for Sept 2023 – (66,923) = 29.2% of volume / August 30.% = -.8% (Decrease the month before)



Transmissions for NC

SEPT 2023 vs 2022

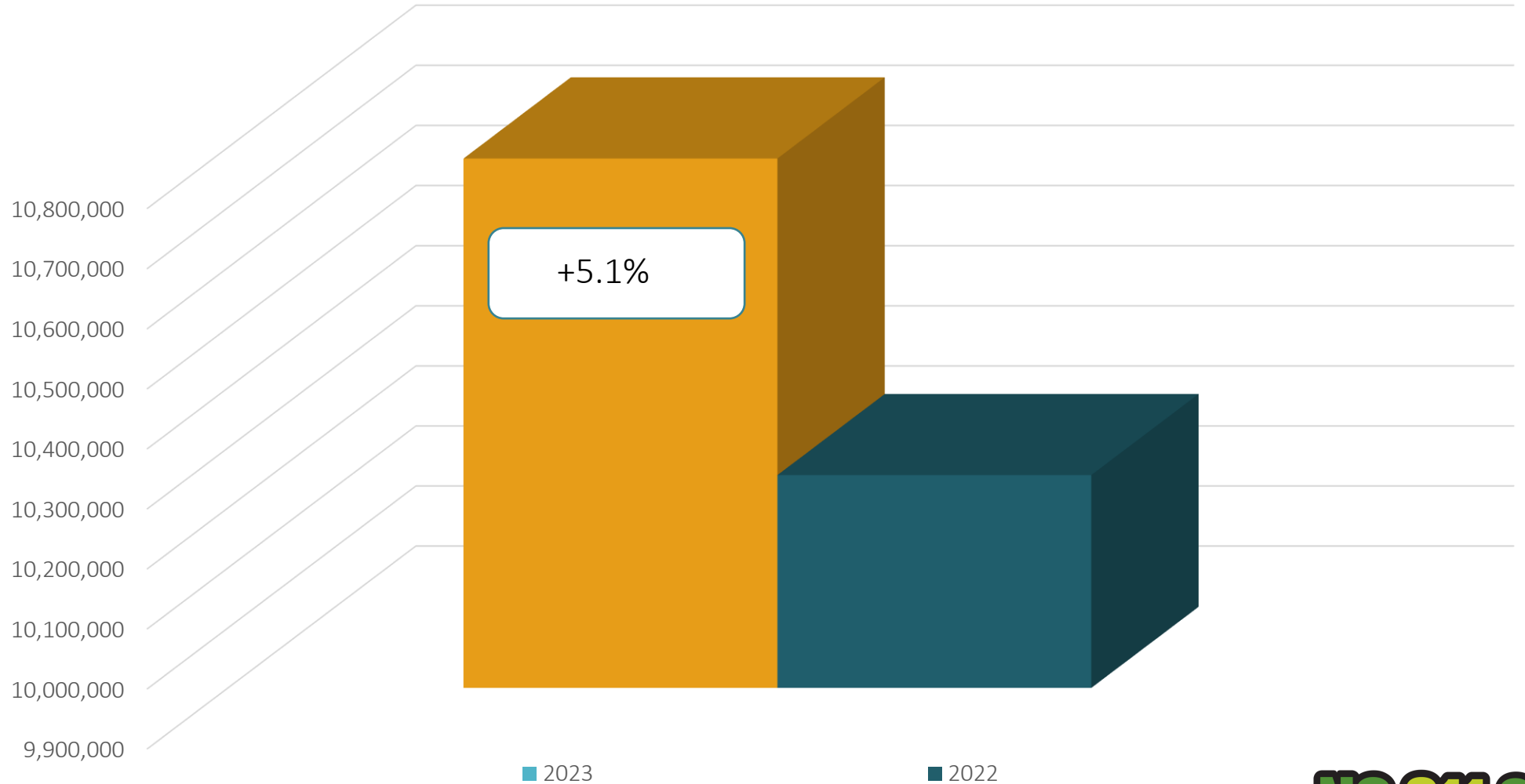


Transmissions MTD 2023 – 1,213,716 / 2022 – 1,169,779 = +3.8%
Transmissions YTD 2023 – 10,781,365 / 2022 – 10,254,566 = +5.1%



Transmissions for NC

YTD 2023 vs 2022



Transmissions MTD 2023 – 1,213,716 / 2022 – 1,169,779 = +3.8%
Transmissions YTD 2023 – 10,781,365 / 2022 – 10,254,566 = +5.1%



County Ticket Volume

SEPT 2023 vs 2022

Cleveland	3 HR	CNCL	NEW	RXMT	UPDT	TOTAL Tickets
2022	112	13	953	72	394	1544
2023	33	12	1111	25	365	1546
	-70.5%	-7.7%	16.6%	-65.3%	-7.4%	0.1%
				Avg Locates per Day		77



County Ticket Volume

SEPT 2023 vs 2022

Gaston	3 HR	CNCL	NEW	RXMT	UPDT	TOTAL Tickets
2022	253	31	2936	110	1233	4563
2023	106	16	2781	54	840	3797
	-58.1%	-48.4%	-5.3%	-50.9%	-31.9%	-16.8%
				Avg Locates per Day		190



County Ticket Volume

SEPT 2023 vs 2022

Rutherford	3 HR	CNCL	NEW	RXMT	UPDT	TOTAL Tickets
2022	29	9	611	25	297	971
2023	43	13	1057	19	258	1390
	48.3%	44.4%	73.0%	-24.0%	-13.1%	43.2%
				Avg Locates per Day		70



County Ticket Volume

YTD vs Previous Year

Cleveland	3 HR	CNCL	NEW	RXMT	UPDT	TOTAL Tickets
2022	810	72	8704	566	2890	13042
2023	523	97	9120	318	3905	13963
	-35.4%	34.7%	4.8%	-43.8%	35.1%	7.1%
				Avg Locates per Day		74



County Ticket Volume

YTD vs Previous Year

Gaston	3 HR	CNCL	NEW	RXMT	UPDT	TOTAL Tickets
2022	1704	228	25096	802	9982	37812
2023	1189	253	24332	554	9296	35624
	-30.2%	11.0%	-3.0%	-30.9%	-6.9%	-5.8%
				Avg Locates per Day		188



County Ticket Volume

YTD vs Previous Year

Rutherford	3 HR	CNCL	NEW	RXMT	UPDT	TOTAL Tickets
2022	176	72	5827	173	2801	9049
2023	328	80	5886	139	2861	9294
	86.4%	11.1%	1.0%	-19.7%	2.1%	2.7%
				Avg Locates per Day		49



County Ticket Distribution

CLEVELAND	1546
BOILING SPRINGS	39
CASAR	20
EARL	6
FALLSTON	4
GROVER	56
KINGS MOUNTAIN	335
LAWNDALE	80
MOORESBORO	122
PATTERSON SPRINGS	6
POLKVILLE	67
SHELBY	783
WACO	14



County Ticket Distribution

GASTON	3797
ALEXIS	7
BELMONT	695
BESSEMER CITY	145
CHERRYVILLE	101
CRAMERTON	288
DALLAS	224
GASTONIA	1481
HIGH SHOALS	15
KINGS MOUNTAIN	48
LOWELL	80
MCADENVILLE	24
MOUNT HOLLY	495
RANLO	34
STANLEY	151



County Ticket Distribution

RUTHERFORD	1390
BOSTIC	25
CHIMNEY ROCK	5
CLIFFSIDE	6
CONCORD	5
DUNCANS CREEK	89
ELLENBORO	593
FOREST CITY	198
HENRIETTA	5
LAKE LURE	118
RUTH	10
RUTHERFORDTON	258
SPINDALE	45
UNION MILLS	20



DAMAGES



DIRT Damage Information
Reporting Tool

Damages reported for September

NC-Alamance	44
NC-Alexander	5
NC-Bladen	3
NC-Brunswick	19
NC-Buncombe	21
NC-Burke	4
NC-Cabarrus	28
NC-Caldwell	1
NC-Carteret	4
NC-Caswell	1
NC-Catawba	24
NC-Chatham	7
NC-Cherokee	1
NC-Chowan	6
NC-Clay	1
NC-Cleveland	3
NC-Columbus	11
NC-Craven	12
NC-Cumberland	29
NC-Currituck	1
NC-Dare	2
NC-Davidson	15

NC-Davie	7
NC-Duplin	1
NC-Durham	87
NC-Edgecombe	3
NC-Forsyth	56
NC-Franklin	2
NC-Gaston	24
NC-Gates	6
NC-Granville	1
NC-Greene	1
NC-Guilford	46
NC-Halifax	1
NC-Harnett	29
NC-Haywood	1
NC-Henderson	17
NC-Hertford	1
NC-Hoke	9
NC-Iredell	41
NC-Jackson	1
NC-Johnston	13
NC-Lee	6
NC-Lenoir	10
NC-Lincoln	7
NC-Martin	2
NC-McDowell	3

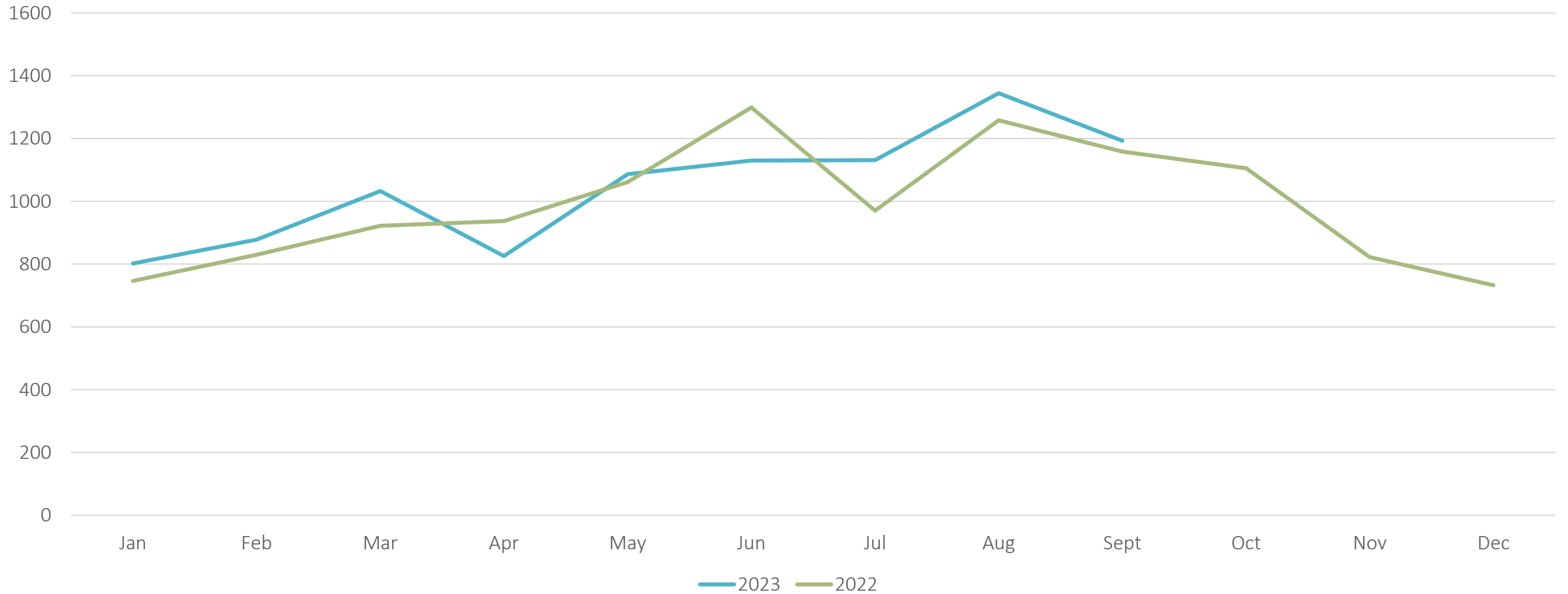
NC-Mecklenburg	170
NC-Montgomery	1
NC-Moore	13
NC-Nash	3
NC-New Hanover	12
NC-Northampton	1
NC-Onslow	23
NC-Orange	30
NC-Pender	8
NC-Person	5
NC-Pitt	17
NC-Randolph	8
NC-Robeson	6
NC-Rockingham	13
NC-Rowan	11
NC-Rutherford	5
NC-Sampson	2
NC-Scotland	3
NC-Stanly	2
NC-Stokes	3
NC-Surry	1
NC-Swain	1
NC-Union	35
NC-Wake	177
NC-Warren	3

NC-Watauga	1
NC-Wayne	13
NC-Wilson	6
NC-Yadkin	3

Grand Total 1193



Damages in North Carolina 2022 vs 2023



Top 10 Callers for - Cleveland

1	LKN UNDERGROUND	129
2	CLEVELAND COUNTY WATER	93
3	HYPER NETWORKS, LLC	87
4	ULCS	61
5	TUCKER, INC	60
6	DUKE ENERGY	59
7	UTILITY LINES CONSTRUCTION SERVICES, INC	59
8	AT&T UTILITY OPERATIONS	54
9	BIGHAM CABLE CONSTRUCTION	52
10	E S WAGNER	44



Top 10 Callers for -Gaston

1	LKN UNDERGROUND	343
2	AT&T UTILITY OPERATIONS	332
3	HYPER NETWORKS, LLC	297
4	UTILITY LINES CONSTRUCTION SERVICES, INC	184
5	TNM SOLUTIONS	96
6	METROLINA LANDSCAPE	71
7	PIEDMONT PLUMBERS OF CLOVER	69
8	DUKE ENERGY	64
9	MILLER PIPELINE	52
10	G CAMPBELL CONSTRUCTION	45



Top 10 Callers for -Rutherford

1	ALL SIGNAL SOLUTION, INC	268
2	BIGHAM CABLE CONSTRUCTION, INC	187
3	TUCKER, INC	89
4	BIGHAM CABLE CONSTRUCTION	65
5	WRIGHT BROTHERS CONSTRUCTION	65
6	CAROLINAS LIGHTHOUSE CONSTRUCTION LLC	61
7	AT&T UTILITY OPERATIONS	57
8	SUMTER UTILITIES, INC	53
9	DUKE ENERGY	33
10	SOUTHEAST CONNECTIONS, LLC	26



NC811 Tools to assist you

REQUEST A LOCATE

Have utilities located for a single address, residence or business using Single Address Ticket.



UPDATE YOUR LOCATE

Update Lite allows excavators to update a locate request.

...



REVISE A LOCATE TICKET

Revise will allow you to request a destroyed marks ticket, cancel a ticket, or request a 3-Hour notice for an existing notice.



OUR NC811 EDUCATION TEAM

TYLER ROSS

Western Liaison





- A copy of this presentation is available at www.ncucc.org
- If this meeting was virtual or hybrid, a video is available on ncucc.org. Go to County UCC's. The video will be listed under the month and year the meeting took place.

