



MONTHLY UPDATE

SEPTEMBER 2023

McDowell

EVENTS IN SEPTEMBER





MONDAY, SEPT. 4TH

State Holidays are excluded from and not part of the three (3) working day notice, nor are they part of the life of the ticket in accordance with the NC General Statutes. NC811, Inc. will only process the following notifications on State Holidays:

Emergencies, Damages, and 3-Hour Notices. NC811, Inc. is open and will accept and process all notifications on Observed Holidays which are indicated by an asterisk (*). Holidays that fall on a Saturday will be honored on Friday if not already a holiday. Holidays that fall on a Sunday will be honored on Monday if not already a holiday.



4 HOURS OF
NC PESTICIDE
RECERTIFICATION
CREDITS FOR
CATEGORIES:
L, N, O, D, & X

22ND ANNUAL NURSERY FIELD DAY

FRIDAY, SEPTEMBER 8TH, 8A-3:15P



HARD & FLOSSIE CLARK FAMILY PARK
JOHN'S RIVER GREENWAY
LENOIR, NC 28645



\$30 ON OR BEFORE SEPTEMBER 1ST
\$40 AFTER SEPTEMBER 1ST



[HTTPS://GO.NCSU.EDU/FIELDDAY2023](https://go.ncsu.edu/fieldday2023)

SEE BACK FOR AGENDA





STATE UCC MEETING

Tuesday, September 12th at 10:00 am
Piedmont Natural Gas Company
1321 S 10th St, Wilmington



Wednesday, September 20th at 11:00 am
NC811
5009 High Point Rd, Greensboro

**JOINT
SCNC UCC
CONFERENCE**

**2024
APRIL 30 -
MAY 3**

CHARLESTON, SC

**STAY TUNED
MORE INFORMATION
COMING SOON**

**SAVE
THE
DATE**



School is back in session



Visit [ncdot.gov](https://www.ncdot.gov) and search “School Bus Safety”

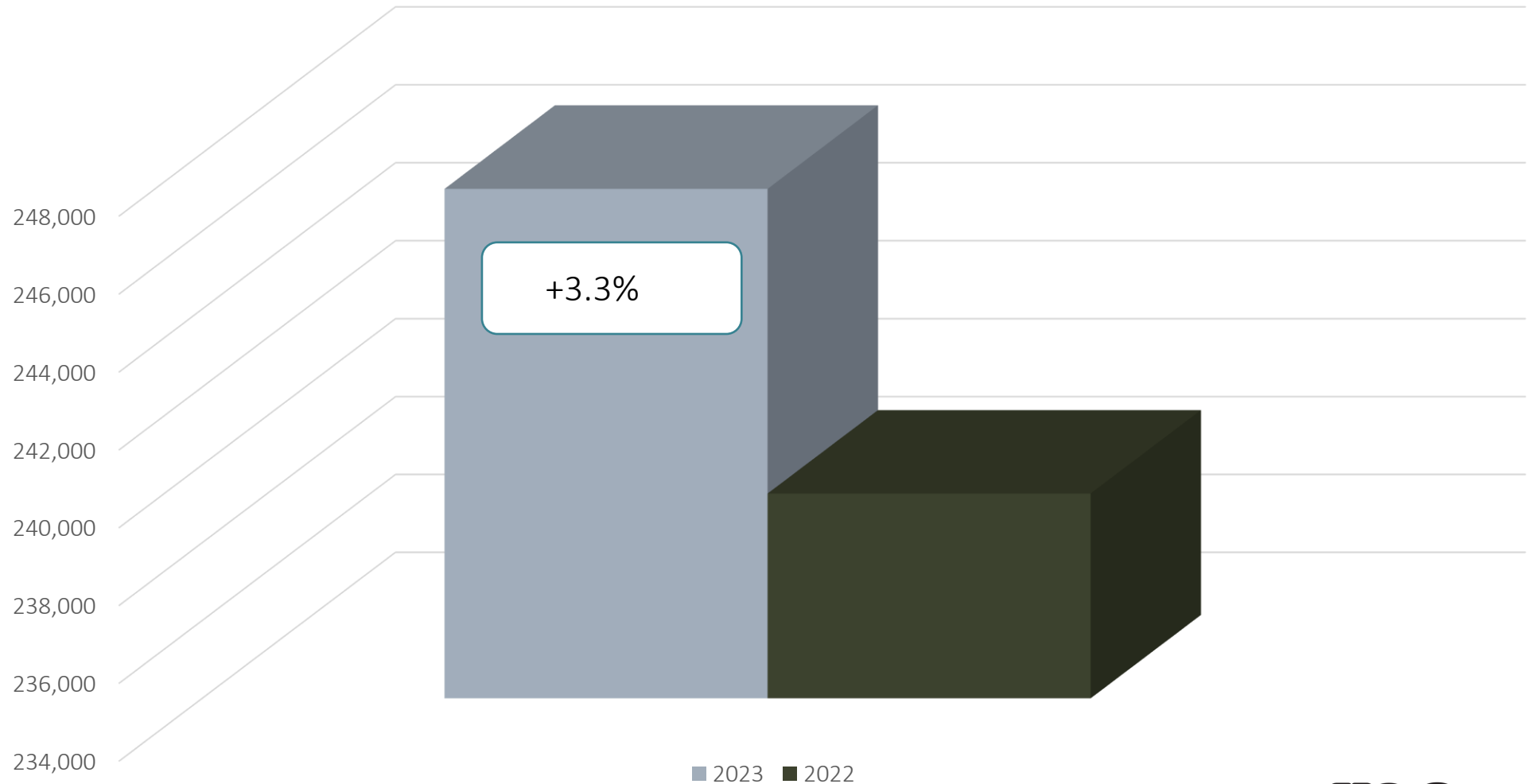


NC811 Data

Locate requests,
transmissions,
county ticket volume
and distribution

Locate Requests for NC

AUG 2023 vs 2022



MTD August 2023 – 247,083 / 2022 – 239,263 = +3.3%

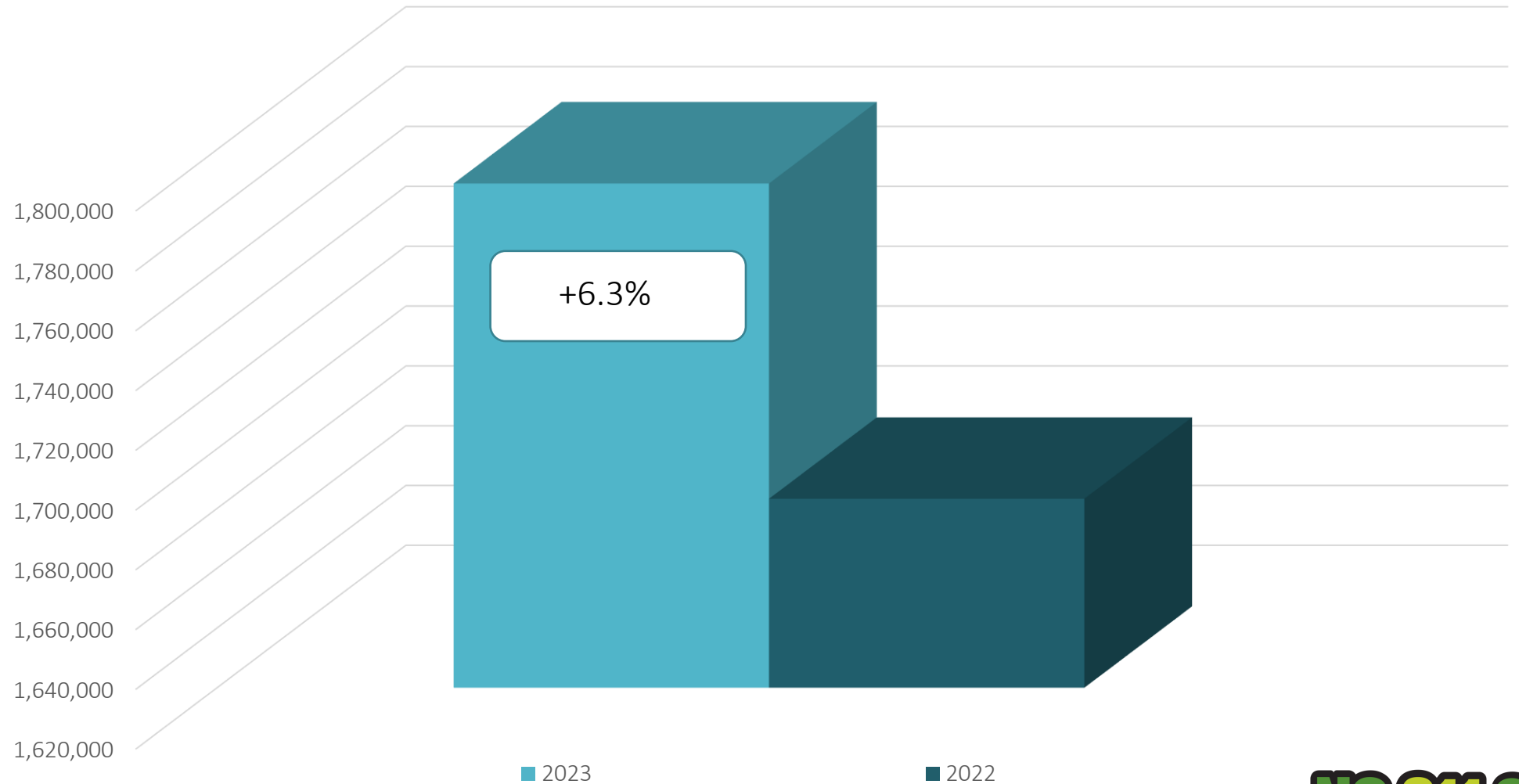
YTD 2023 – 1,788,620 / 2022 – 1,683,240 = +6.3 %

Updates for August 2023 – (74,022) = 30% of volume / July 30.2% = -.2% (Decrease the month before)



Locate Requests for NC

YTD 2023 vs 2022



MTD August 2023 – 247,083 / 2022 – 239,263 = +3.3%

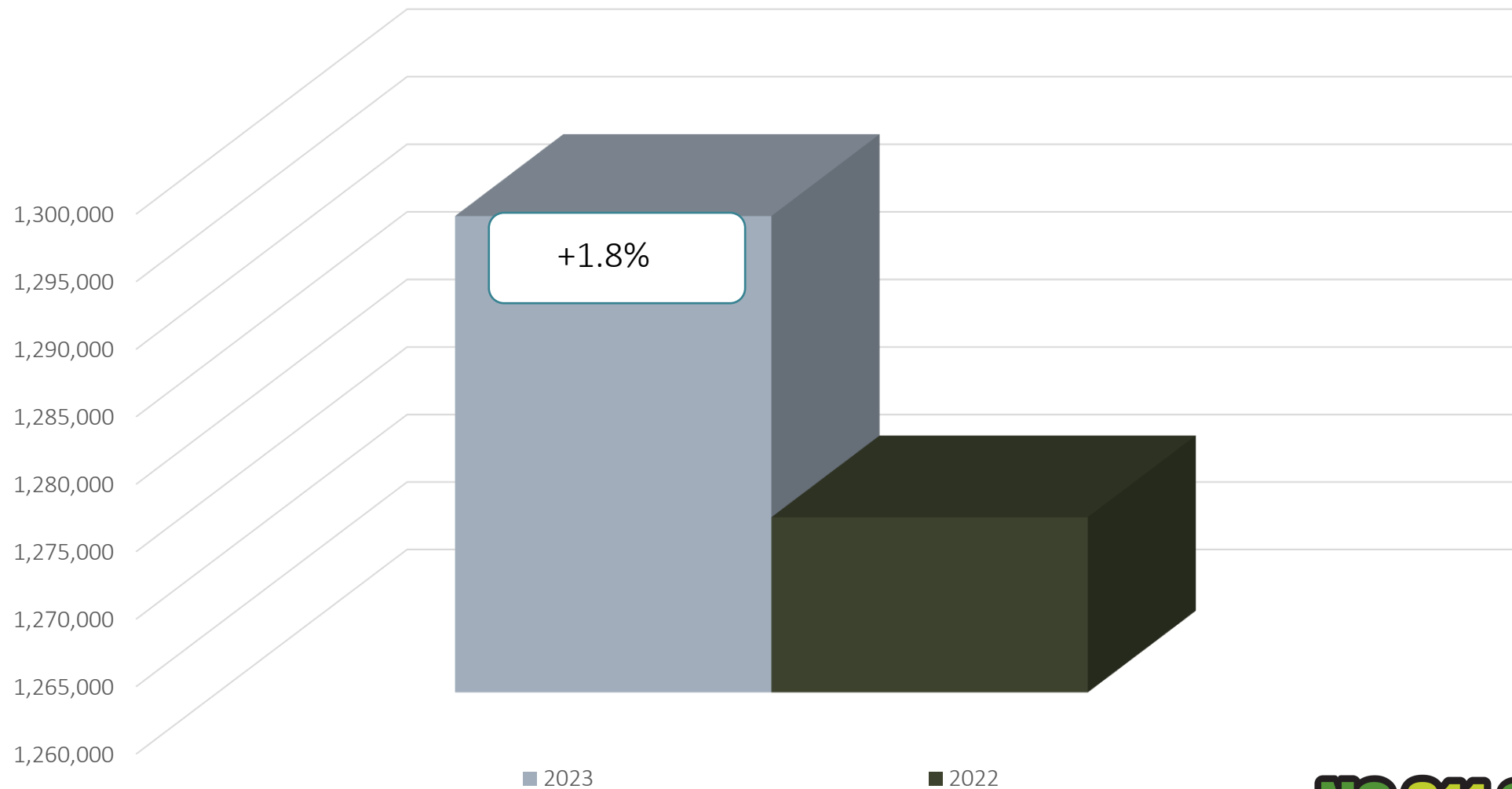
YTD 2023 – 1,788,620 / 2022 – 1,683,240 = +6.3 %

Updates for August 2023 – (74,022) = 30% of volume / July 30.2% = -.2% (Decrease the month before)



Transmissions for NC

AUG 2023 vs 2022

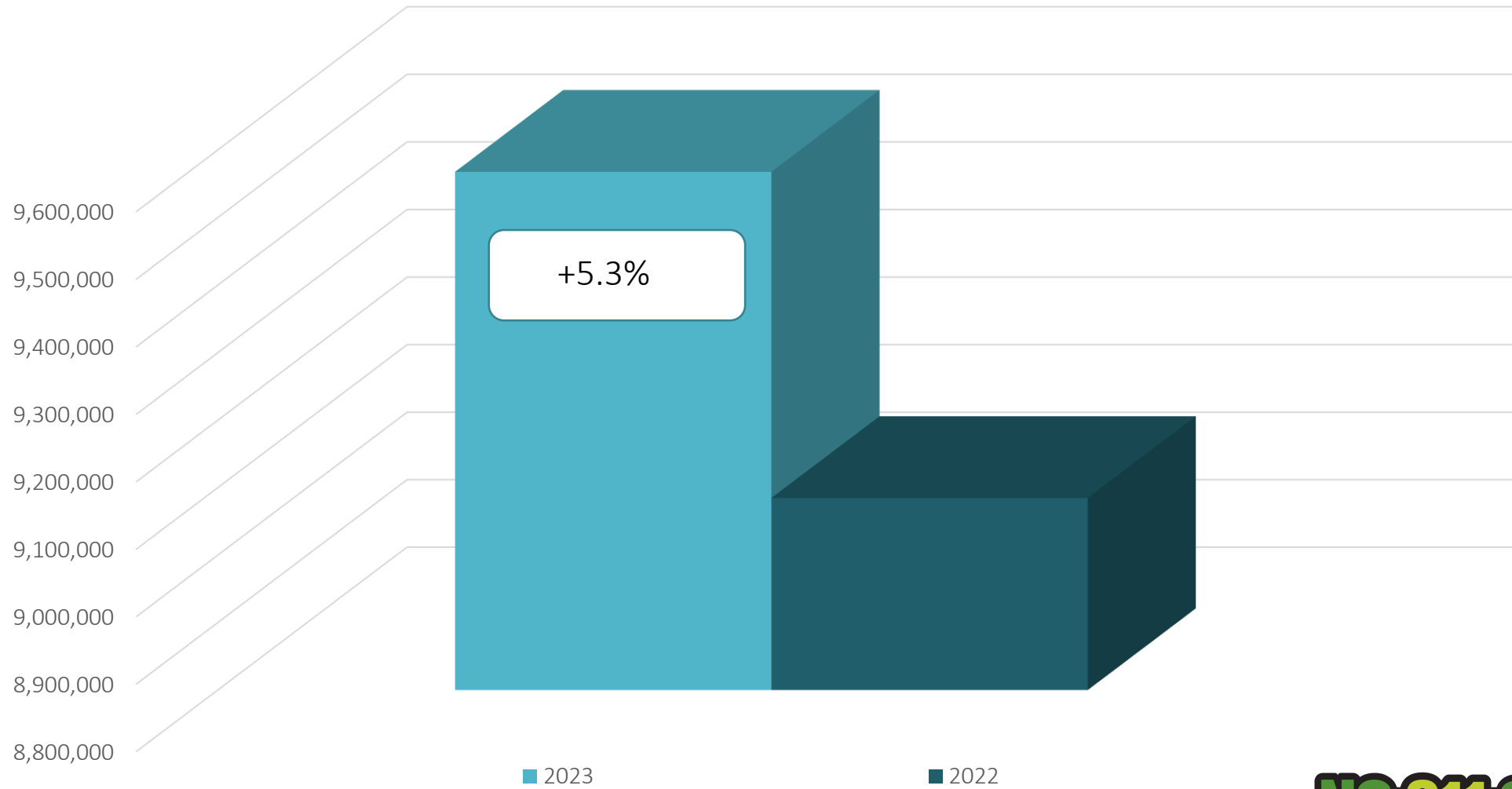


Transmissions MTD 2023 – 1,295,285 / 2022 – 1,272,985 = +1.8%
Transmissions YTD 2023 – 9,567,649 / 2022 – 9,084,787 = +5.3%



Transmissions for NC

YTD 2023 vs 2022



Transmissions MTD 2023 – 1,295,285 / 2022 – 1,272,985= +1.8%
Transmissions YTD 2023 – 9,567,649/ 2022 – 9,084,787 = +5.3%



County Ticket Volume

AUG 2023 vs 2022

McDowell	3 HR	CNCL	NEW	RXMT	UPDT	TOTAL Tickets
2022	19	3	324	17	213	576
2023	10	2	304	12	118	446
	-47.4%	-33.3%	-6.2%	-29.4%	-44.6%	-22.6%
				Avg Locates per Day		19

County Ticket Volume

YTD vs Previous Year

McDowell	3 HR	CNCL	NEW	RXMT	UPDT	TOTAL Tickets
2022	182	19	2542	121	673	3537
2023	62	16	2375	66	941	3460
	-65.9%	-15.8%	-6.6%	-45.5%	39.8%	-2.2%
				Avg Locates per Day		20

County Ticket Distribution

MCDOWELL	446
ASHFORD	1
DYSARTSVILLE	6
GLENWOOD	2
MARION	266
NEBO	90
NORTH COVE	1
OLD FORT	76
PLEASANT GARDENS	1
SUGAR HILL	1
WEST MARION	2

DAMAGES



DIRT Damage Information
Reporting Tool

Damages reported for AUGUST

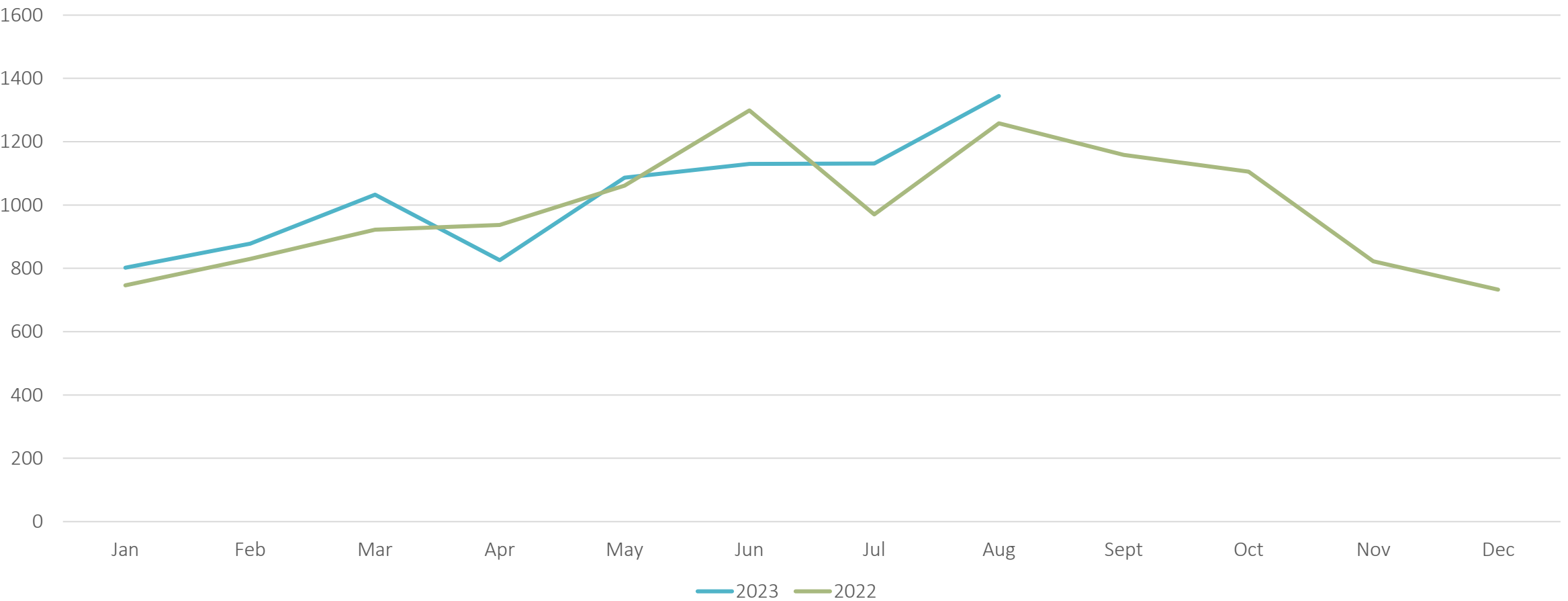
NC-Alamance	64
NC-Alexander	3
NC-Avery	1
NC-Bladen	3
NC-Brunswick	14
NC-Buncombe	21
NC-Burke	2
NC-Cabarrus	26
NC-Caldwell	3
NC-Carteret	7
NC-Caswell	4
NC-Catawba	18
NC-Chatham	18
NC-Cherokee	2
NC-Chowan	4
NC-Clay	1
NC-Cleveland	5
NC-Columbus	7
NC-Craven	40
NC-Cumberland	52
NC-Currituck	2
NC-Dare	5

NC-Davidson	18
NC-Davie	3
NC-Duplin	2
NC-Durham	81
NC-Edgecombe	3
NC-Forsyth	60
NC-Franklin	6
NC-Gaston	21
NC-Gates	6
NC-Graham	1
NC-Granville	2
NC-Greene	1
NC-Guilford	69
NC-Halifax	1
NC-Harnett	33
NC-Haywood	3
NC-Henderson	10
NC-Hoke	4
NC-Iredell	40
NC-Jackson	4
NC-Johnston	21
NC-Lee	9
NC-Lenoir	4
NC-Lincoln	2
NC-Macon	3

NC-Madison	1
NC-McDowell	2
NC-Mecklenburg	186
NC-Montgomery	1
NC-Moore	13
NC-Nash	3
NC-New Hanover	11
NC-Onslow	36
NC-Orange	44
NC-Pamlico	1
NC-Pasquotank	1
NC-Pender	8
NC-Person	3
NC-Pitt	27
NC-Randolph	11
NC-Robeson	12
NC-Rockingham	3
NC-Rowan	12
NC-Rutherford	3
NC-Sampson	2
NC-Scotland	1
NC-Stanly	2
NC-Stokes	5
NC-Surry	2
NC-Swain	1

NC-Union	49
NC-Wake	223
NC-Warren	1
NC-Watauga	1
NC-Wayne	7
NC-Wilkes	2
NC-Wilson	1
NC-Yadkin	1

Damages in North Carolina 2022 vs 2023



Top 10 Callers for -McDowell

1	UTILITY LINES CONSTRUCTION SERVICES, INC	40
2	MOUNTAIN CREEK CONTRACTORS	39
3	CN1 COMMUNICATIONS LLC	38
4	SLOPE SOLUTIONS LLC	20
5	NATIONAL ONDEMAND	17
6	BAGWELL FENCE COMPANY	17
7	NATIONAL ONDEMAND	15
8	TENNOCA CONSTRUCTION COMPANY	14
9	DUKE ENERGY	13
10	BULLINGTON CONSTRUCTION, INC	11

OUR NC811 EDUCATION TEAM

TYLER ROSS

Western Liaison





- A copy of this presentation is available at www.ncucc.org
- If this meeting was virtual or hybrid, a video is available on ncucc.org. Go to County UCC's. The video will be listed under the month and year the meeting took place.

McDermott UCC

September 18th, 2023

Tyler Ross

NC811

tyler@nc811.org

336-944-1087

Richard Walsch

Dominion Energy

r.walsch@dominionenergy.com

828-273-8446

BRIAN JAMERSON

Dominion Energy

brian.jamerson@dominionenergy.com

828-551-6451

Tony Woody

Dominion Energy

william.woody@dominionenergy.com

828-551-5721

Dania Pool

DENC

dania.pool@dominionenergy.com

704-718-6670

Rickey Barrier

Marion

cityofmarion.com

828-460-7741

WAYNE D ROLAND

MARCO

cityofmarion.com

828-442-9712

Rodney Bolon

~~RIC~~ REMC

~~remc~~ rrolond@remc.com