



MONTHLY UPDATE

OCTOBER 2023

Watauga

EVENTS IN OCTOBER



Breast Cancer Facts

- In the US, 1 in 8 women will be diagnosed with breast cancer in their lifetime.
- A man's lifetime risk of breast cancer is about 1 in 1,000.
- Getting a mammogram can help reduce the number of deaths from breast cancer by 30 to 40% among women ages 40 to 70



During this month NC811 has changed all of our social media icons to pink and the background of our website is pink as well.

#breastcancerawarenessmonth

UNDERGROUND DAMAGE PREVENTION REVIEW BOARD MEETING

Tuesday, October 17, 2023 10:00 AM to 5:00 PM

5009 High Point Road
at NC811 Event Center
Greensboro, NC

For more information

Call: 919-670-4114

Email: UDPRB@nc.gov

Agenda: This is an in-person meeting. For more information, please contact the Board Administrator at udprb@nc.gov or by calling 919-670-4114.

Meeting Type: in person

To join meeting: Call 1-984-204-1487 and enter the following conference ID: 836 107 488#



A photograph of two pumpkins, one large and one small, with a blue and orange color scheme, positioned on the left side of the slide.

NC811 BOARD MEETING

Friday, October 20, 2023 8:00 AM to 12:00 PM

Embassy Suites by Hilton Wilmington Riverfront,
9 Estell Lee Place, Wilmington, NC, 28401

Contact Stephanie Brown at stephanie@nc811.org for attendance.



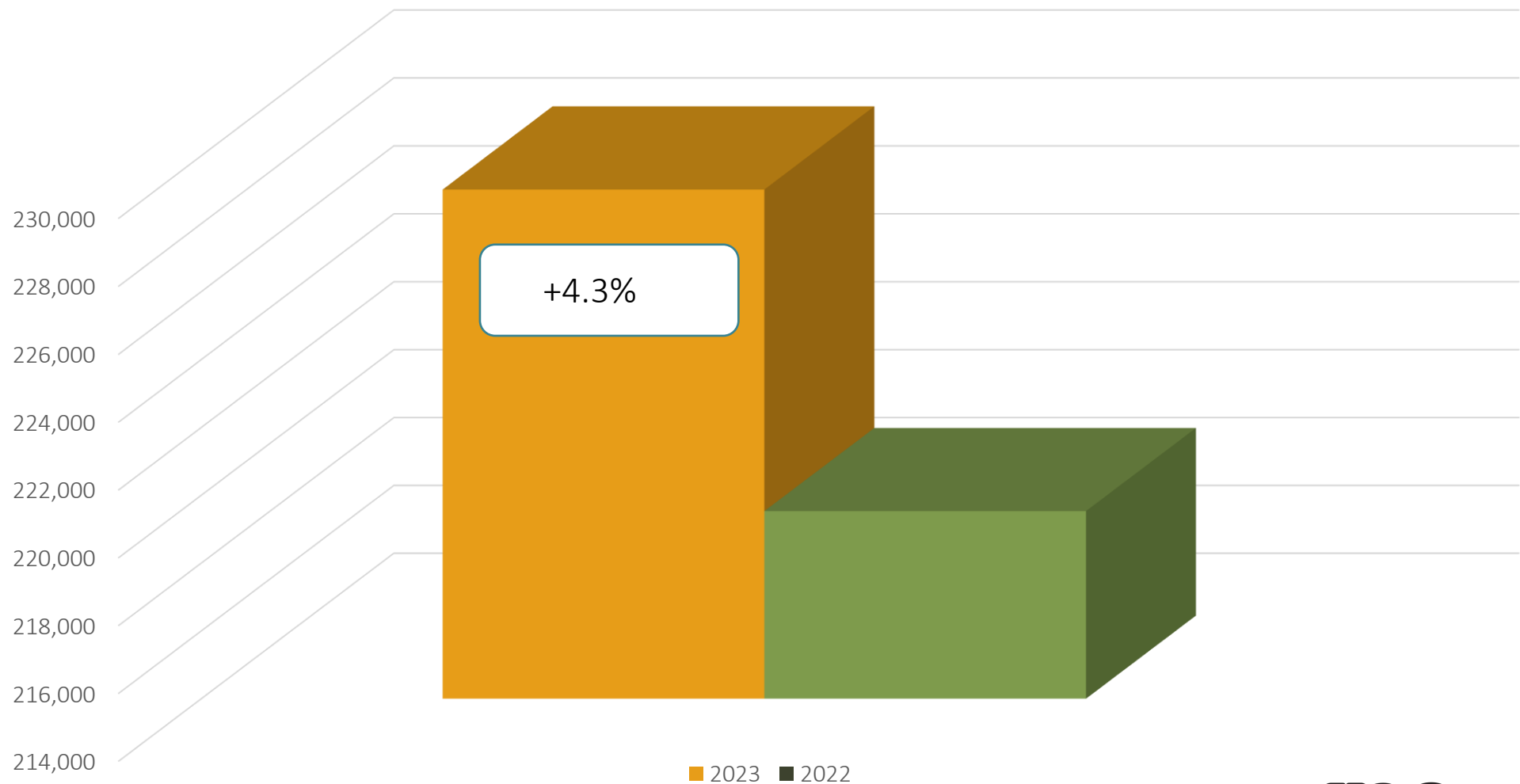
NC811 Data

Locate requests, transmissions, county ticket volume and distribution



Locate Requests for NC

SEPT 2023 vs 2022

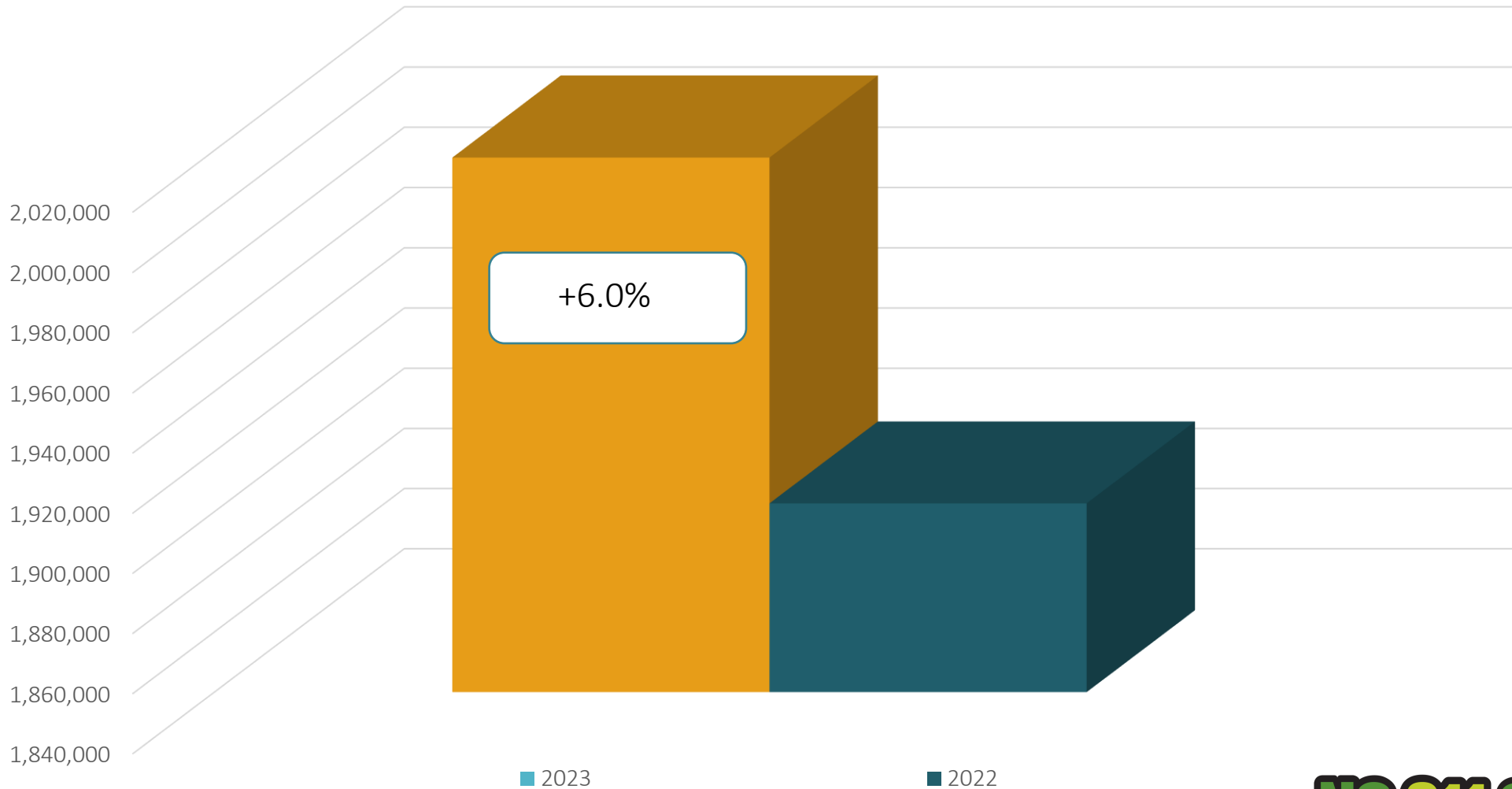


MTD September 2023 – 229,003 / 2022 - 219,532= +4.3%
YTD 2023 – 2,017,623 / 2022 – 1,902,772 = +6.0 %
Updates for Sept 2023 – (66,923) = 29.2% of volume / August 30.% = -.8% (Decrease the month before)



Locate Requests for NC

YTD 2023 vs 2022

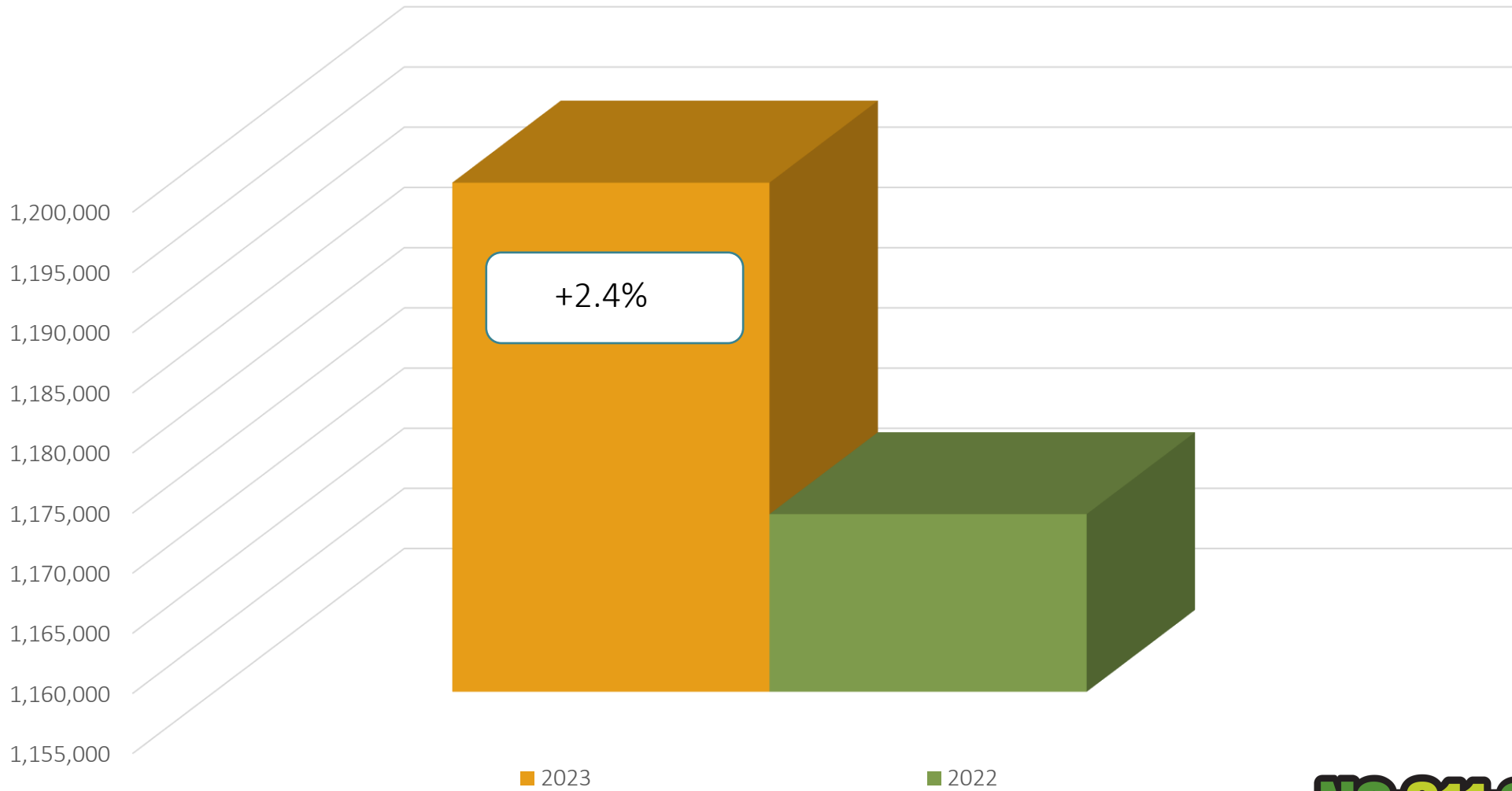


MTD September 2023 – 229,003 / 2022 - 219,532= +4.3%
YTD 2023 – 2,017,623 / 2022 – 1,902,772 = +6.0 %
Updates for Sept 2023 – (66,923) = 29.2% of volume / August 30.% = -.8% (Decrease the month before)



Transmissions for NC

SEPT 2023 vs 2022

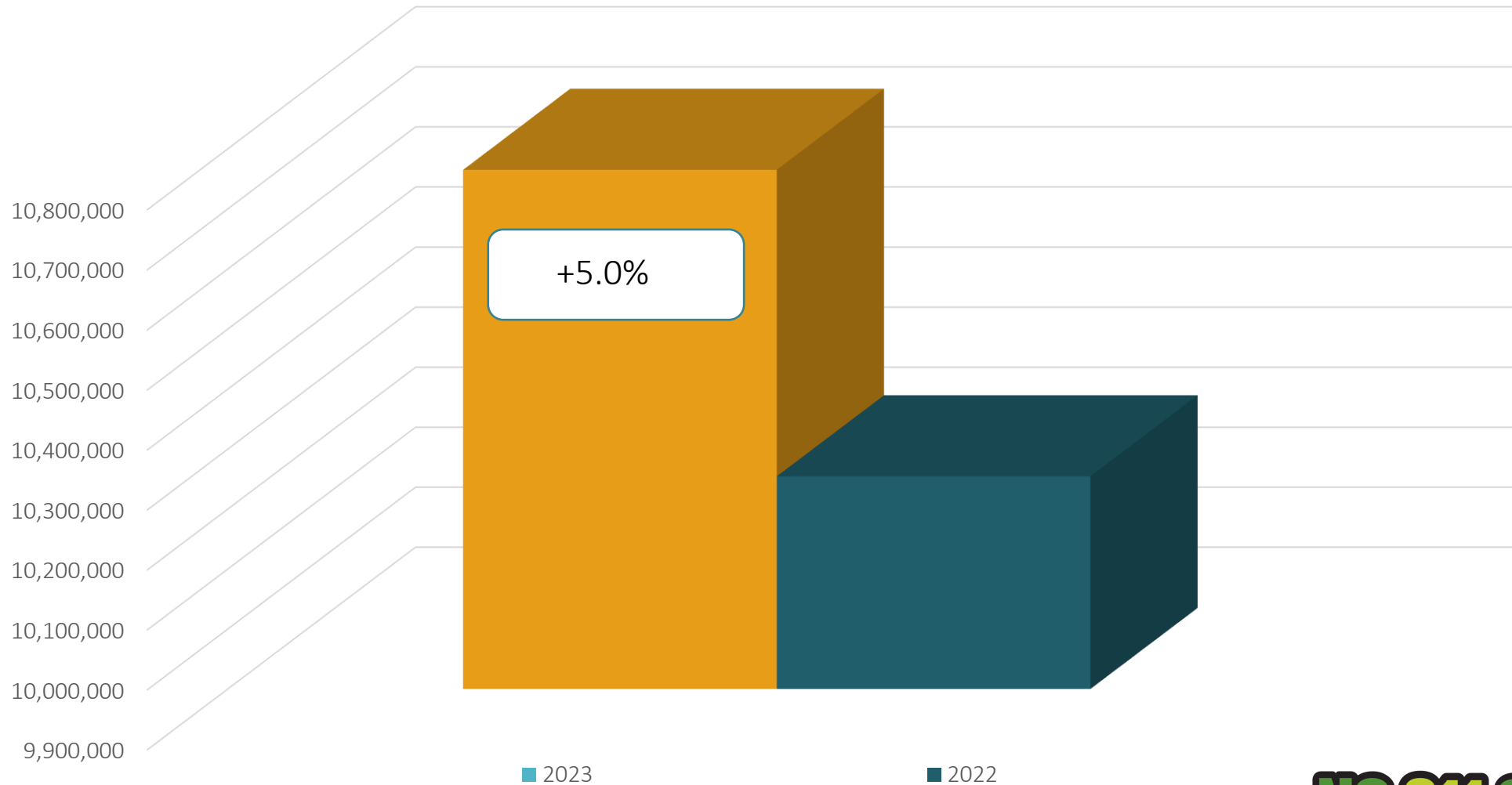


Transmissions MTD 2023 – 1,197,317 / 2022 – 1,169,779= +2.4%
Transmissions YTD 2023 – 10,764,966/ 2022 – 10,254,566 = +5.0%



Transmissions for NC

YTD 2023 vs 2022



Transmissions MTD 2023 – 1,197,317 / 2022 – 1,169,779= +2.4%
Transmissions YTD 2023 – 10,764,966/ 2022 – 10,254,566 = +5.0%



County Ticket Volume

SEPT 2023 vs 2022

Watauga	3 HR	CNCL	NEW	RXMT	UPDT	TOTAL Tickets
2022	12	4	255	4	54	329
2023	7	3	189	14	53	266
	-41.7%	-25.0%	-25.9%	250.0%	-1.9%	-19.1%
				Avg Locates per Day		13



County Ticket Volume

YTD vs Previous Year

Watauga	3 HR	CNCL	NEW	RXMT	UPDT	TOTAL Tickets
2022	83	37	3073	70	1090	4353
2023	126	53	3409	122	752	4462
	51.8%	43.2%	10.9%	74.3%	-31.0%	2.5%
				Avg Locates per Day		24



County Ticket Distribution

WATAUGA	591
BEECH MOUNTAIN	122
BETHEL	2
BLOWING ROCK	98
BOONE	257
DEEP GAP	13
FOSCOE	28
MATNEY	4
POWDERHORN MOUNTAIN	2
SEVEN DEVILS	4
SUGAR GROVE	3
TODD	2
VALLE CRUCIS	22
VILAS	20
ZIONVILLE	11



DAMAGES



DIRT Damage Information
Reporting Tool

Damages reported for September

NC-Alamance	44
NC-Alexander	5
NC-Bladen	3
NC-Brunswick	19
NC-Buncombe	21
NC-Burke	4
NC-Cabarrus	28
NC-Caldwell	1
NC-Carteret	4
NC-Caswell	1
NC-Catawba	24
NC-Chatham	7
NC-Cherokee	1
NC-Chowan	6
NC-Clay	1
NC-Cleveland	3
NC-Columbus	11
NC-Craven	12
NC-Cumberland	29
NC-Currituck	1
NC-Dare	2
NC-Davidson	15

NC-Davie	7
NC-Duplin	1
NC-Durham	87
NC-Edgecombe	3
NC-Forsyth	56
NC-Franklin	2
NC-Gaston	24
NC-Gates	6
NC-Granville	1
NC-Greene	1
NC-Guilford	46
NC-Halifax	1
NC-Harnett	29
NC-Haywood	1
NC-Henderson	17
NC-Hertford	1
NC-Hoke	9
NC-Iredell	41
NC-Jackson	1
NC-Johnston	13
NC-Lee	6
NC-Lenoir	10
NC-Lincoln	7
NC-Martin	2
NC-McDowell	3

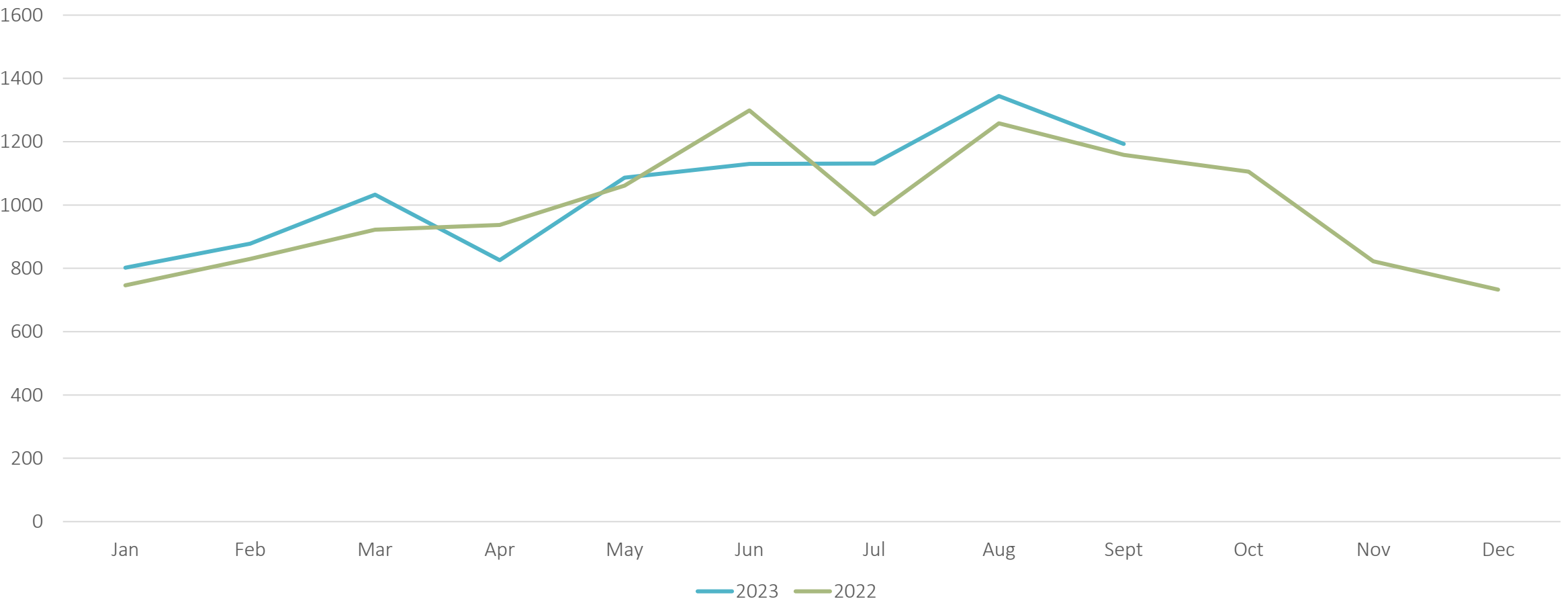
NC-Mecklenburg	170
NC-Montgomery	1
NC-Moore	13
NC-Nash	3
NC-New Hanover	12
NC-Northampton	1
NC-Onslow	23
NC-Orange	30
NC-Pender	8
NC-Person	5
NC-Pitt	17
NC-Randolph	8
NC-Robeson	6
NC-Rockingham	13
NC-Rowan	11
NC-Rutherford	5
NC-Sampson	2
NC-Scotland	3
NC-Stanly	2
NC-Stokes	3
NC-Surry	1
NC-Swain	1
NC-Union	35
NC-Wake	177
NC-Warren	3

NC-Watauga	1
NC-Wayne	13
NC-Wilson	6
NC-Yadkin	3

Grand Total 1193



Damages in North Carolina 2022 vs 2023



Top 10 Callers for - Watauga

1	TOWN OF BEECH MOUNTAIN	99
2	LKN UNDERGROUND	95
3	FRONTIER NATURAL GAS	24
4	IRON MOUNTAIN CONSTRUCTION CO, INC	21
5	PADCO EXCAVATING	19
6	J & S UNDERGROUND	18
7	MOUNTAIN FENCE AND DECK	8
8	BLUE RIDGE ENERGY	8
9	BLUE RIDGE WATER WORKS LLC	7
10	BLUE RIDGE ENERGY	7



NC811 Tools to assist you

REQUEST A LOCATE

Have utilities located for a single address, residence or business using Single Address Ticket.



UPDATE YOUR LOCATE

Update Lite allows excavators to update a locate request.

...



REVISE A LOCATE TICKET

Revise will allow you to request a destroyed marks ticket, cancel a ticket, or request a 3-Hour notice for an existing notice.



OUR NC811 EDUCATION TEAM

TYLER ROSS

Western Liaison





- A copy of this presentation is available at www.ncucc.org
- If this meeting was virtual or hybrid, a video is available on ncucc.org. Go to County UCC's. The video will be listed under the month and year the meeting took place.

UCC Sign-In Sheet

County Watauga

Date: 10/18/23

[illegible]