
NC811 MONTHLY UPDATE

JANUARY 2024

CARTERET
COUNTY

PRESENTED BY
HOWARD COREY



ANNOUNCEMENTS

Annual notices are going out via email to update member information by January 31st, 2024. Please update any information including maps to stay current as possible.



Contact Lesley Brouillard in Member Services at Lesley@nc811.org if you have any questions.



IMPORTANT DATES



STATE UCC

Tuesday, Jan 9
8:00 am

NC811 Events Center,
Greensboro

NCLRPC

Wednesday, Jan. 17
11 am

NC811 Events Center,
Greensboro

Visit <https://ncucc.org>
for meeting link

BOARD

Friday, Jan 19
8:00 am

Grandover Resort,
Greensboro

Contact

NCUDPRB

Tuesday, Jan 23
10 am

Visit
<https://udprb.nc.gov>

for location info
Stephanie Brown for
details.
stephanie@nc811.org



CALENDAR

NC811 & NCUCC event calendars can be found on nc811.org or the nc811 app

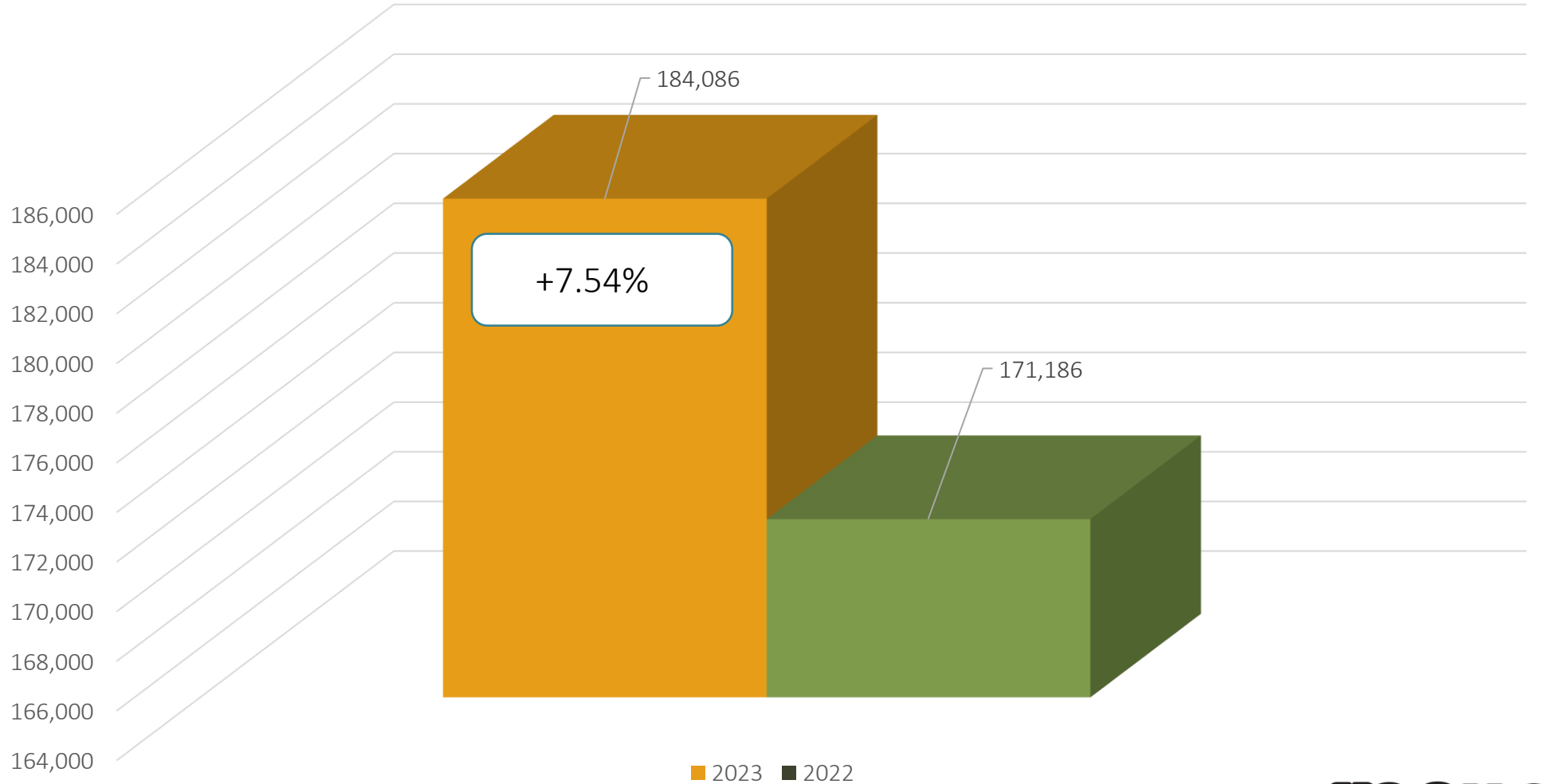

DATA INSIGHTS

Locate Request, Transmissions,
County ticket volume and distribution



Locate Requests for NC

December 2023 vs 2022



MTD December 2023 – 184,086 / 2022 – 171,186 = +7.54%

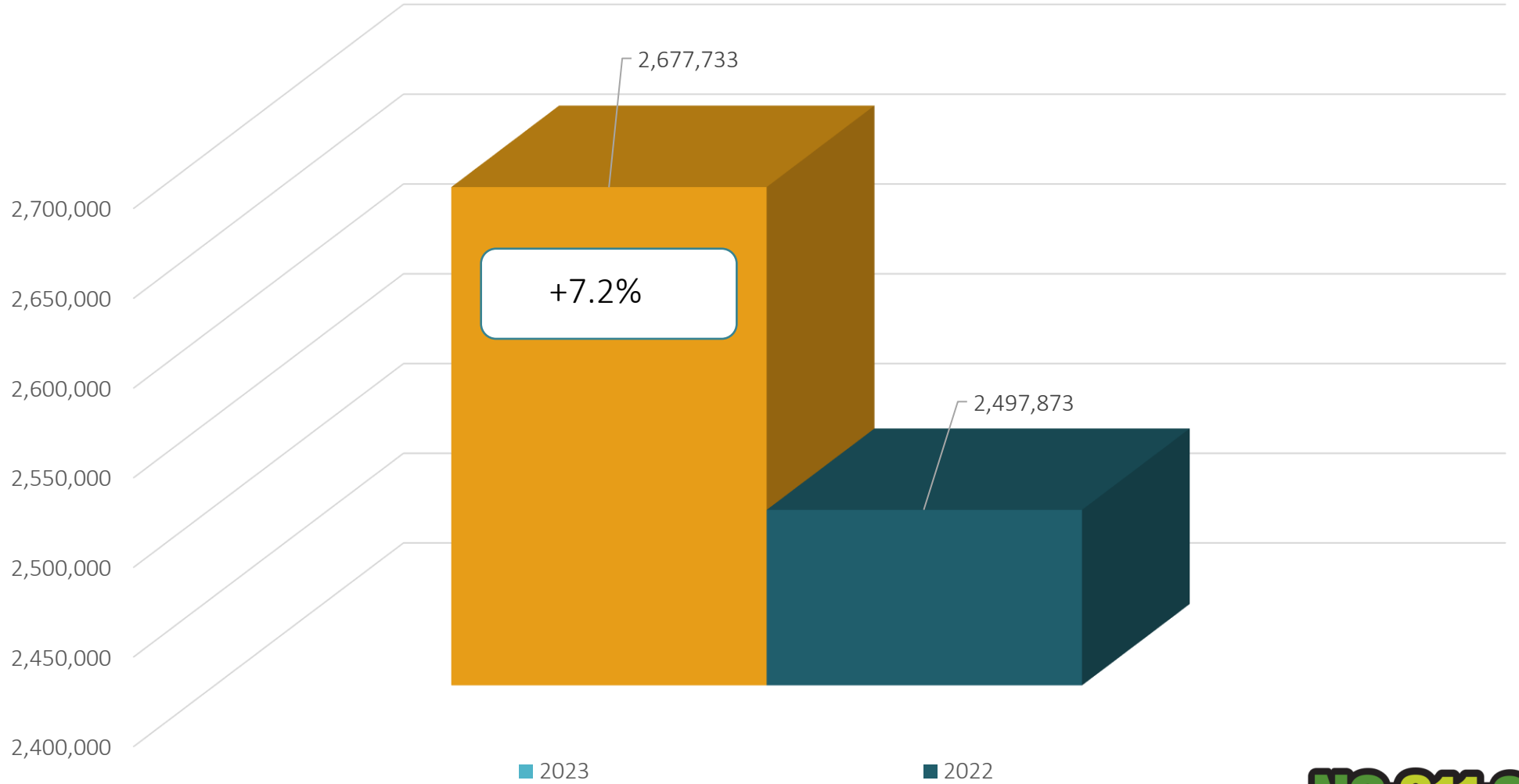

YTD 2023 – 2,677,733 / 2022 – 2,497,873 = +7.2 %

Updates for December 2023 – (60,202) = 32.7% of volume / November 31.5% = +1.2% (Increase the month before)



Locate Requests for NC

YTD 2023 vs 2022



MTD December 2023 – 184,086 / 2022 – 171,186 = +7.54%

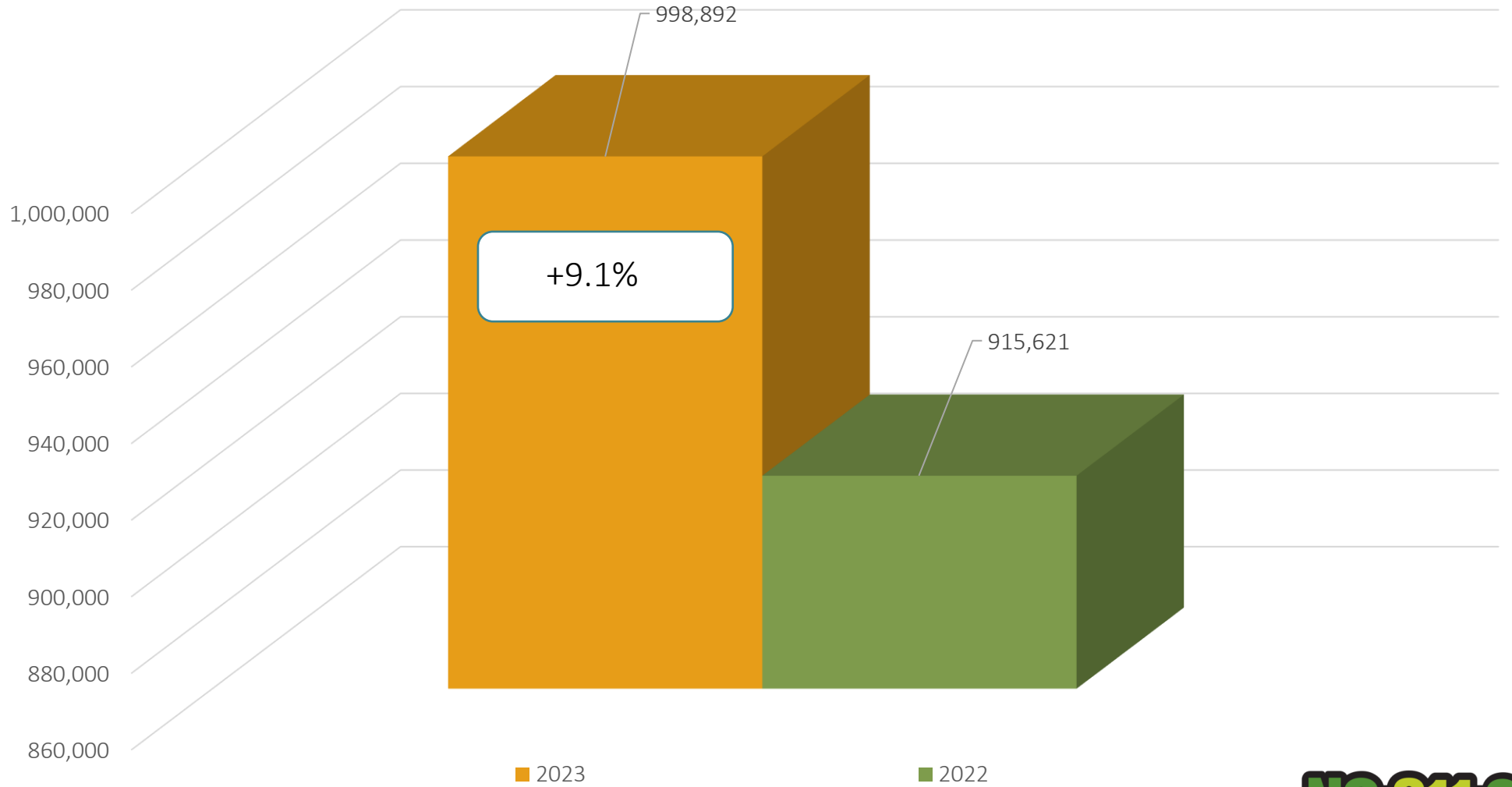

YTD 2023 – 2,677,733 / 2022 – 2,497,873 = +7.2 %

Updates for December 2023 – (60,202) = 32.7% of volume / November 31.5% = +1.2% (Increase the month before)



Transmissions for NC

December 2023 vs 2022

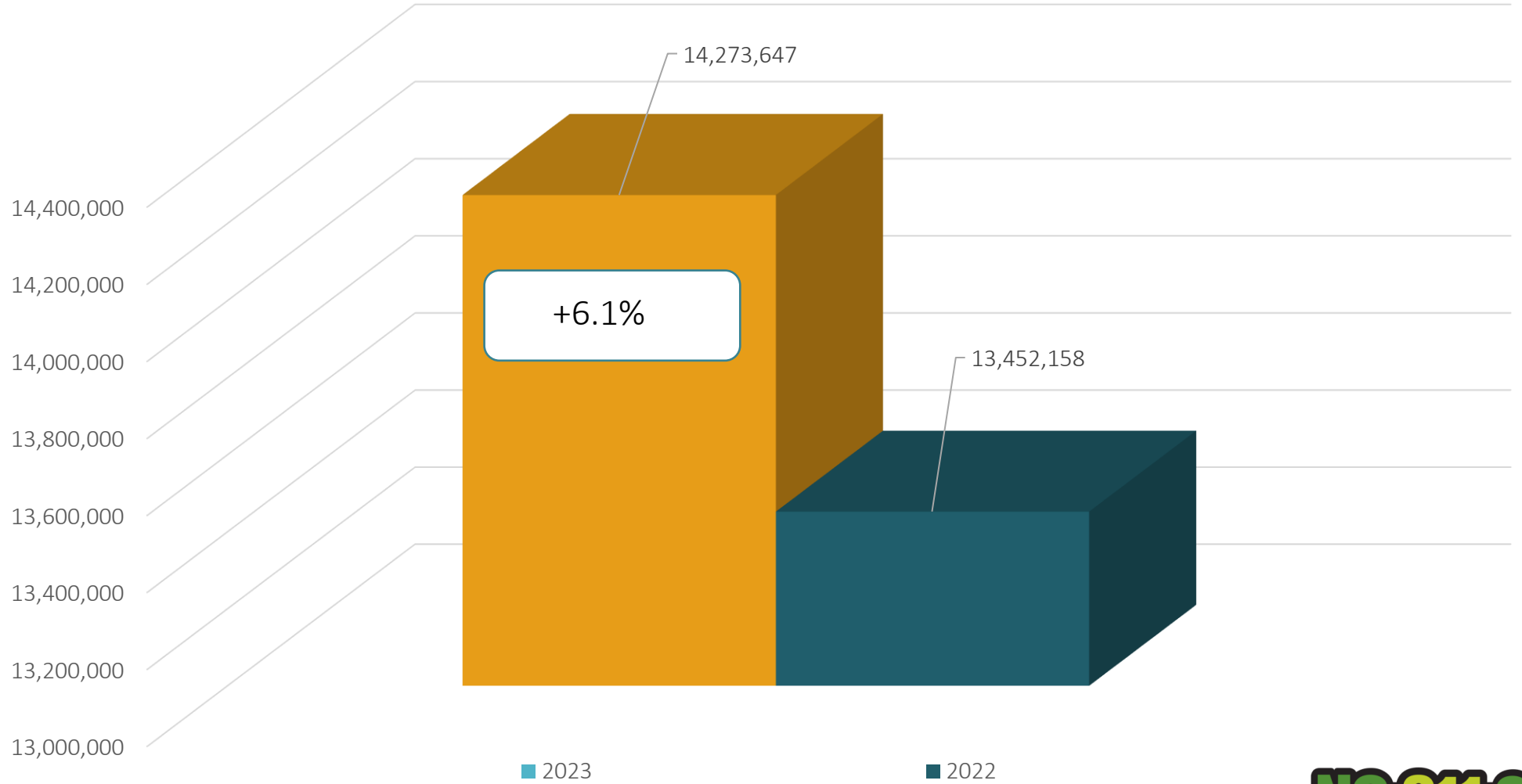



Transmissions MTD 2023 – 998,892 / 2022 – 915,621 = +9.1%
Transmissions YTD 2023 – 14,273,647 / 2022 – 13,452,158 = +6.1%



Transmissions for NC

YTD 2023 vs 2022



Transmissions MTD 2023 – 998,892 / 2022 – 915,621 = +9.1%
Transmissions YTD 2023 – 14,273,647 / 2022 – 13,452,158 = +6.1%



COUNTY TICKET VOLUME

2023 VS 2022



Carteret	3 HR	CNCL	NEW	RXMT	UPDT	TOTAL Tickets
2022	7	11	723	18	314	1073
2023	45	14	885	11	200	1155
+/- Var	542.9%	27.3%	22.4%	-38.9%	-36.3%	7.6%
		Avg Locates per Day				61

COUNTY TICKET VOLUME

YTD VS PREVIOUS YEAR



Carteret	3 HR	CNCL	NEW	RXMT	UPDT	TOTAL Tickets
2022	411	98	10467	245	3753	14974
2023	759	105	11338	225	3611	16038
+/- Var	84.7%	7.1%	8.3%	-8.2%	-3.8%	7.1%
		Avg Locates per Day				64

COUNTY TICKET DISTRIBUTION



County/Place	12 Dec
CARTERET	1155
ATLANTIC	7
ATLANTIC BEACH	44
BEAUFORT	136
BOGUE	3
BROAD CREEK	5
CAPE CARTERET	40
CEDAR ISLAND	2
CEDAR POINT	16
DAVIS	2
EMERALD ISLE	97
GLOUCESTER	2
HARKERS ISLAND	7
INDIAN BEACH	2
MARSHALLBERG	3

MOREHEAD CITY	579
NEWPORT	134
OTWAY	4
PELETIER	25
PINE KNOLL SHORES	22
SEALEVEL	2
SMYRNA	3
STACY	6
STELLA	11
STRAITS	2
WILLISTON	1

Top 10 Callers for – Carteret



Rank	Name	Totals
1	DEN UNDERGROUND	313
2	MUDD INVESTMENTS	124
3	SPEEDIES UNDERGROUND SERVICES, INC	114
4	MASTEC	67
5	UMANA DIRECTIONAL BORING LLC	55
6	PARKER STOCKSTILL CONSTRUCTION, INC	45
7	AROD UNDERGROUND, INC	30
8	MID ATLANTIC CABLE SOLUTIONS	29
9	LLANO CONTRACTORS	26
10	CARTERET CRAVEN EMC	25

DAMAGES



DIRT Damage Information
Reporting Tool

Damages Reported for December



NC-Alamance	18
NC-Alexander	3
NC-Anson	3
NC-Bladen	1
NC-Brunswick	5
NC-Buncombe	12
NC-Burke	3
NC-Cabarrus	4
NC-Caldwell	1
NC-Carteret	2
NC-Catawba	8
NC-Chatham	18
NC-Cherokee	1
NC-Clay	1
NC-Cleveland	6
NC-Columbus	2
NC-Craven	8
NC-Cumberland	25
NC-Currituck	2
NC-Dare	7
NC-Davidson	7
NC-Davie	2

NC-Duplin	1
NC-Durham	47
NC-Edgecombe	1
NC-Forsyth	32
NC-Franklin	7
NC-Gaston	26
NC-Graham	1
NC-Granville	3
NC-Greene	2
NC-Guilford	51
NC-Harnett	18
NC-Henderson	6
NC-Hertford	6
NC-Hoke	2
NC-Iredell	19
NC-Johnston	15
NC-Lee	6
NC-Lincoln	4
NC-McDowell	2
NC-Mecklenburg	158
NC-Moore	14
NC-Nash	4
NC-New Hanover	14

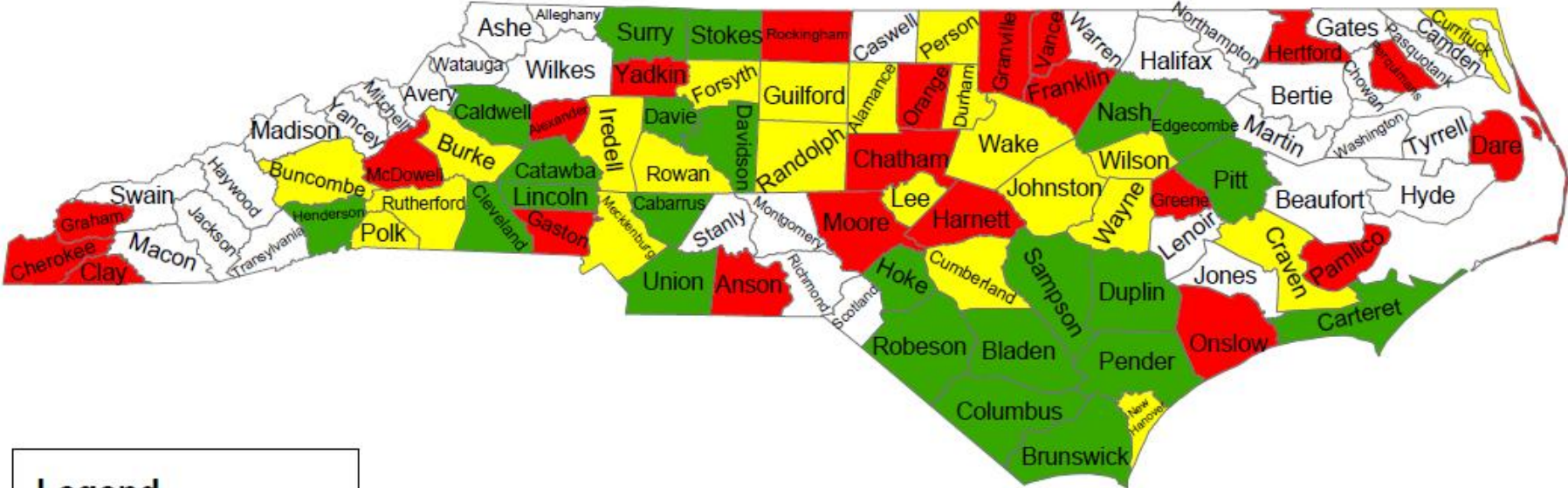
NC-Onslow	15
NC-Orange	68
NC-Pamlico	1
NC-Pender	3
NC-Perquimans	2
NC-Person	2
NC-Pitt	5
NC-Polk	1
NC-Randolph	7
NC-Robeson	2
NC-Rockingham	8
NC-Rowan	10
NC-Rutherford	3
NC-Sampson	1
NC-Stokes	1
NC-Surry	1
NC-Union	14
NC-Vance	3
NC-Wake	111
NC-Wayne	8
NC-Wilson	2
NC-Yadkin	2

Grand Total 848



Damages Per Transmissions

December 2023



Legend

Quantile

None	White
0.000001 - 0.612870	Green
0.612871 - 1.056245	Yellow
1.056246 - 4.950495	Red

