



Monthly Update

December 2023

Foothills



UPCOMING MEETINGS



NCLRPC

Wed. 1/17/2024

11:00 AM - 1:00 PM

5009 High Point Rd.,

Greensboro, NC



NC811 BOARD

Fri. 1/19/2024

8:00 AM - 12:00 PM

Grandover Resort , 1000 Club Rd,
Greensboro, NC

UNDERGROUND DAMAGE PREVENTION REVIEW BOARD

Tue 1/23/2024
10:00 AM - 4:00 PM
5009 High Point Rd.,
Greensboro, NC

For more information

Call: 919-670-4114

Email: UDPRB@nc.gov

Meeting Type: in person



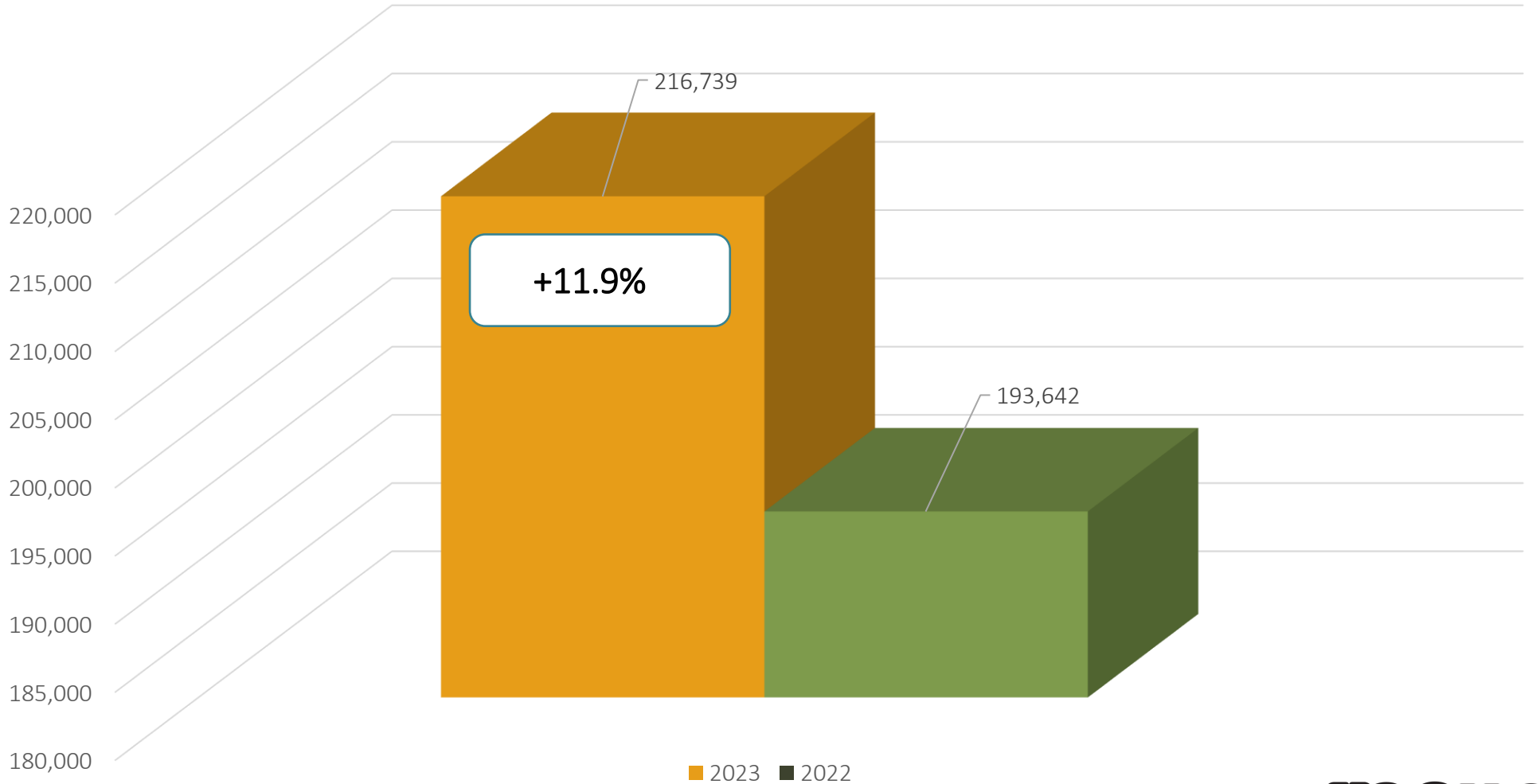


Christmas Eve, Christmas, Day after Christmas and New Years Day Dec. 25, 26, 27 and Jan. 1*

State Holidays are excluded from and not part of the three (3) working day notice, nor are they part of the life of the ticket in accordance with the NC General Statutes. NC811, Inc. will only process the following notifications on State Holidays: Emergencies, Damages, and 3-Hour Notices. NC811, Inc. is open and will accept and process all notifications on Observed Holidays which are indicated by an asterisk (*).

Locate Requests for NC

November 2023 vs 2022



MTD November 2023 – 216,739 / 2022 – 193,642 = +11.9%

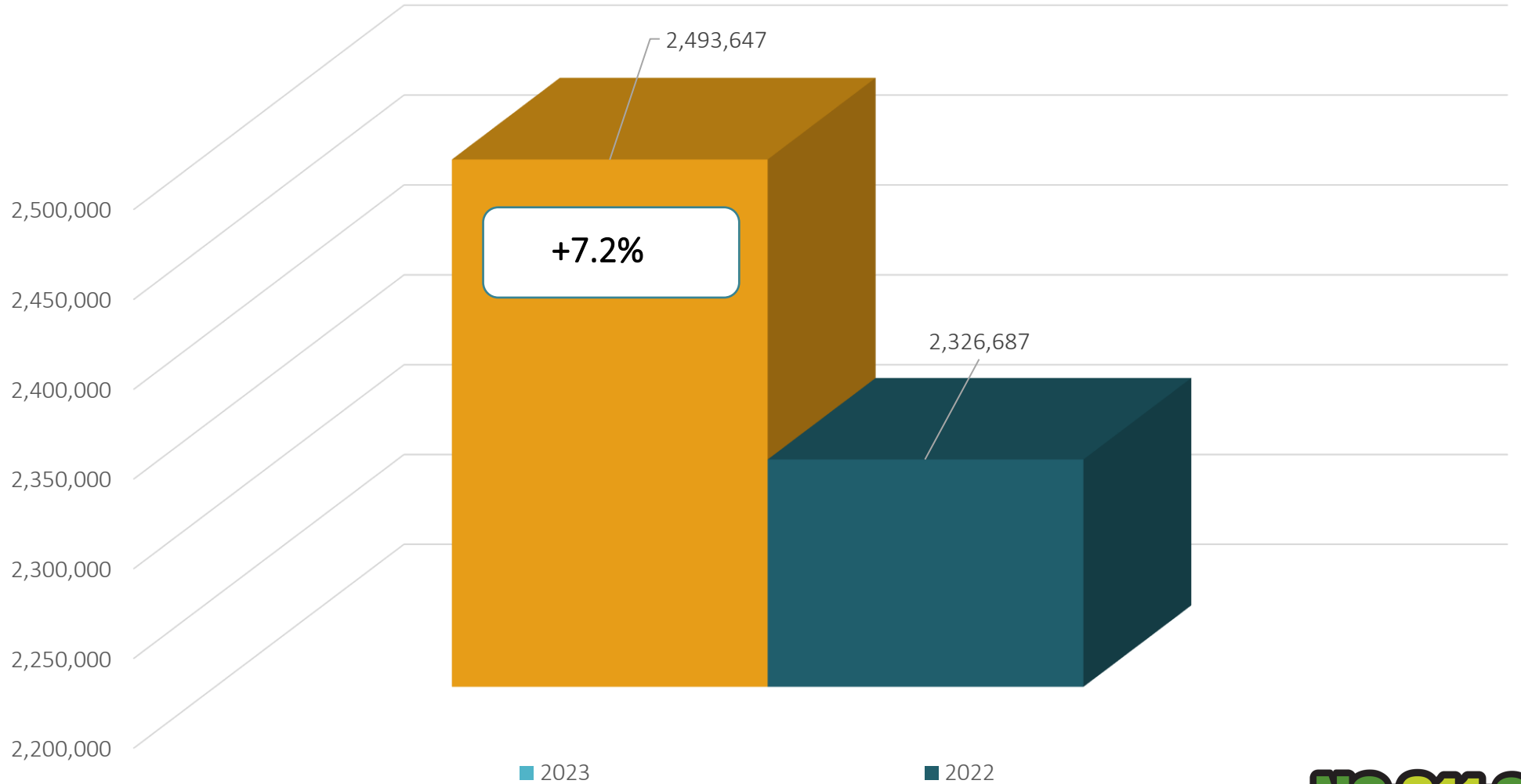
YTD 2023 – 2,493,647 / 2022 – 2,326,687 = +7.2%

Updates for Nov. 2023 – (68,275) = 31.5% of volume / Oct. 29.3% = +2.2% (Increase the month before)



Locate Requests for NC

YTD 2023 vs 2022



MTD November 2023 – 216,739 / 2022 – 193,642 = +11.9%

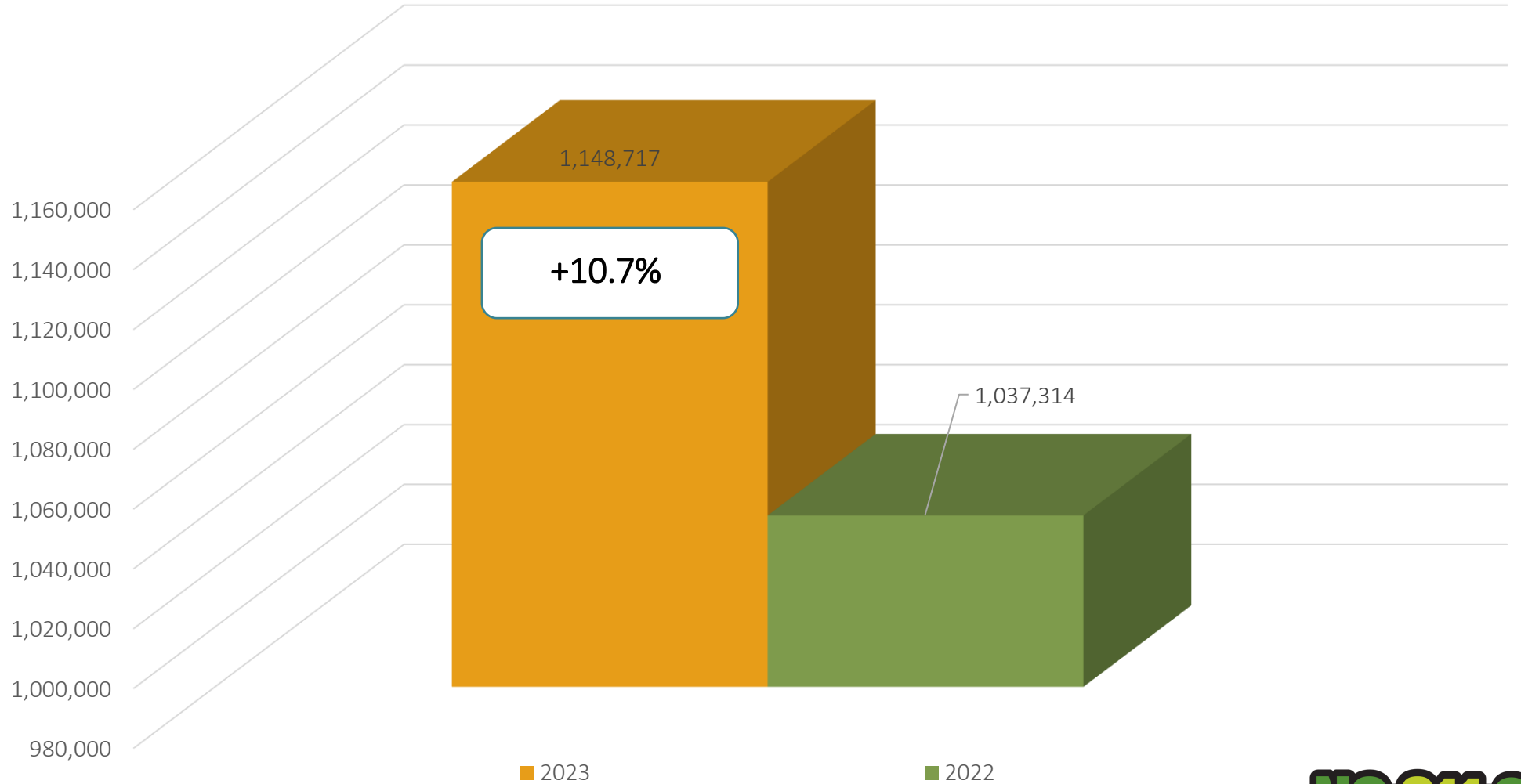
YTD 2023 – 2,493,647 / 2022 – 2,326,687 = +7.2%

Updates for Nov. 2023 – (68,275) = 31.5% of volume / Oct. 29.3% = +2.2% (Increase the month before)



Transmissions for NC

November 2023 vs 2022

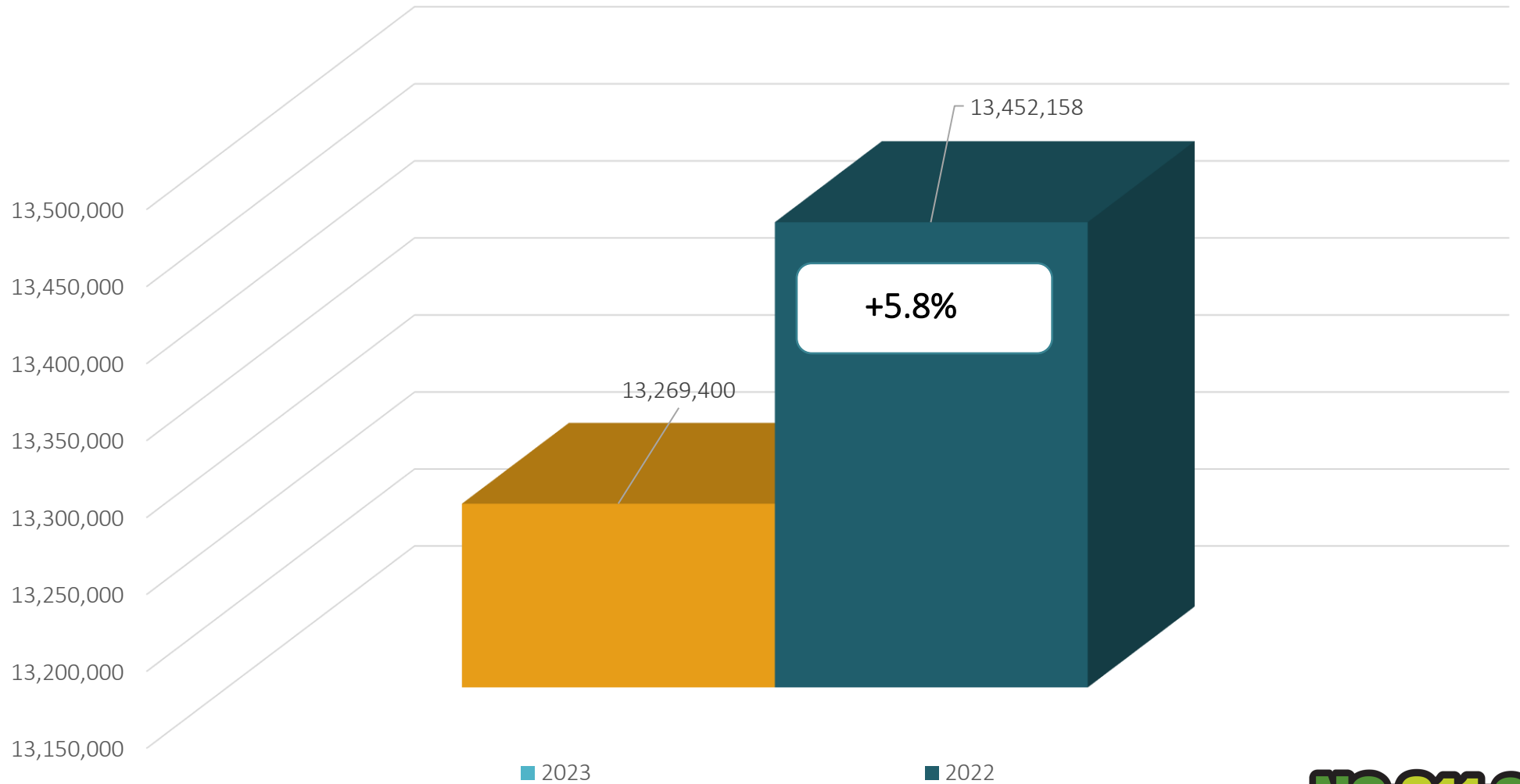


Transmissions MTD 2023 – 1,148,717 / 2022 – 1,037,314 = +10.7%
Transmissions YTD 2023 – 13,269,400 / 2022 – 13,452,158 = +5.8%



Transmissions for NC

YTD 2023 vs 2022



Transmissions MTD 2023 – 1,148,717 / 2022 – 1,037,314 = +10.7%
Transmissions YTD 2023 – 13,269,400 / 2022 – 13,452,158 = +5.8%

County Ticket Volume

November 2023 vs 2022



Cleveland	3 HR	CNCL	NEW	RXMT	UPDT	TOTAL Tickets
2022	33	4	746	29	354	1166
2023	21	42	978	17	620	1678
	-36.4%	950.0%	31.1%	-41.4%	75.1%	43.9%
				Avg Locates per Day		80

County Ticket Volume

November 2023 vs 2022



Gaston	3 HR	CNCL	NEW	RXMT	UPDT	TOTAL Tickets
2022	195	24	2289	39	1028	3575
2023	155	40	2963	47	1548	4753
	-20.5%	66.7%	29.4%	20.5%	50.6%	33.0%
				Avg Locates per Day		226

County Ticket Volume

November 2023 vs 2022



Rutherford	3 HR	CNCL	NEW	RXMT	UPDT	TOTAL Tickets
2022	21	3	485	13	259	781
2023	78	17	907	14	440	1456
	271.4%	466.7%	87.0%	7.7%	69.9%	86.4%
				Avg Locates per Day		69

County Ticket Volume

YTD vs Previous Year



Cleveland	3 HR	CNCL	NEW	RXMT	UPDT	TOTAL Tickets
2022	932	84	10455	658	3601	15730
2023	587	157	11395	354	5085	17578
	-37.0%	86.9%	9.0%	-46.2%	41.2%	11.7%
				Avg Locates per Day		76

County Ticket Volume

YTD vs Previous Year



Gaston	3 HR	CNCL	NEW	RXMT	UPDT	TOTAL Tickets
2022	2073	275	30399	949	12157	45853
2023	1514	320	30799	690	11957	45280
	-27.0%	16.4%	1.3%	-27.3%	-1.6%	-1.2%
				Avg Locates per Day		195

County Ticket Volume

YTD vs Previous Year



Rutherford	3 HR	CNCL	NEW	RXMT	UPDT	TOTAL Tickets
2022	225	79	6936	206	3318	10764
2023	450	104	7499	169	3547	11769
	100.0%	31.6%	8.1%	-18.0%	6.9%	9.3%
				Avg Locates per Day		51

County Ticket Distribution



CLEVELAND	1678
BELWOOD	5
BOILING SPRINGS	21
CASAR	16
DOUBLE SHOALS	18
FALLSTON	10
GROVER	68
KINGS MOUNTAIN	588
LAWNDALE	88
MOORESBORO	89
POLKVILLE	63
SHELBY	690

County Ticket Distribution



GASTON	4753
ALEXIS	2
BELMONT	547
BESSEMER CITY	129
CHERRYVILLE	149
CRAMERTON	235
DALLAS	207
GASTONIA	2624
HIGH SHOALS	10
KINGS MOUNTAIN	25
LOWELL	42

MCADENVILLE	15
MOUNT HOLLY	466
RANLO	24
SOUTH GASTONIA	7
STANLEY	266

County Ticket Distribution



RUTHERFORD	1456
AVONDALE	2
BOSTIC	26
CAROLEEN	4
CHIMNEY ROCK	15
CLIFFSIDE	15
CONCORD	2
ELLENBORO	241
FOREST CITY	392
GILKEY	3

HENRIETTA	4
LAKE LURE	112
RUTH	11
RUTHERFORDTON	566
SPINDALE	38
UNION MILLS	19

DAMAGES



DIRT Damage Information
Reporting Tool

Damages reported for November



NC-Alamance	45
NC-Alexander	1
NC-Alleghany	1
NC-Anson	2
NC-Beaufort	1
NC-Brunswick	16
NC-Buncombe	10
NC-Burke	2
NC-Cabarrus	19
NC-Caldwell	2
NC-Carteret	3
NC-Caswell	2
NC-Catawba	14
NC-Chatham	7
NC-Cherokee	1
NC-Clay	2
NC-Cleveland	10
NC-Columbus	2
NC-Craven	7
NC-Cumberland	35
NC-Currituck	2
NC-Dare	3

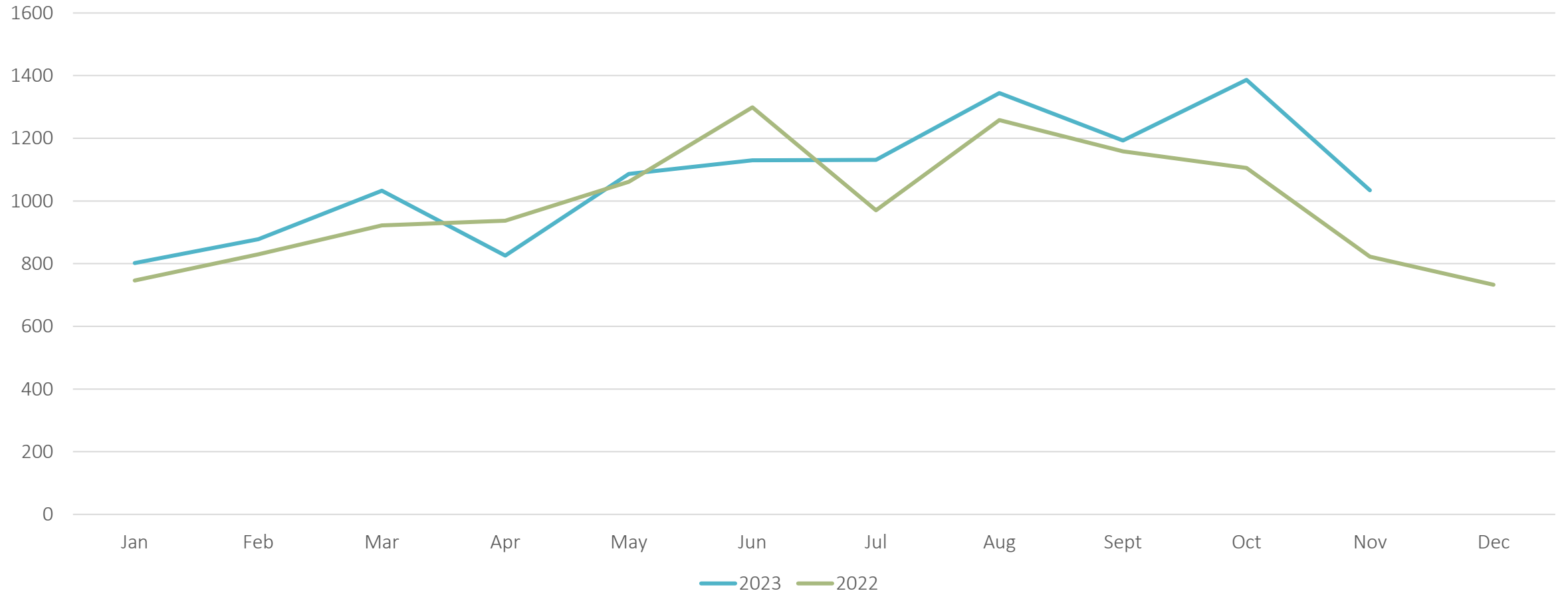
NC-Davidson	11
NC-Davie	3
NC-Duplin	2
NC-Durham	44
NC-Edgecombe	1
NC-Forsyth	52
NC-Franklin	7
NC-Gaston	21
NC-Gates	3
NC-Granville	1
NC-Guilford	48
NC-Halifax	1
NC-Harnett	35
NC-Haywood	1
NC-Henderson	9
NC-Hertford	2
NC-Hoke	1
NC-Iredell	19
NC-Jackson	1
NC-Johnston	21
NC-Lee	3
NC-Lenoir	4
NC-Lincoln	4
NC-Martin	1
NC-McDowell	1

NC-Mecklenburg	175
NC-Montgomery	2
NC-Moore	22
NC-Nash	2
NC-New Hanover	16
NC-Northampton	1
NC-Onslow	16
NC-Orange	48
NC-Pasquotank	1
NC-Pender	6
NC-Person	4
NC-Pitt	5
NC-Polk	2
NC-Randolph	13
NC-Richmond	1
NC-Robeson	2
NC-Rockingham	6
NC-Rowan	9
NC-Rutherford	3
NC-Sampson	1
NC-Scotland	1
NC-Stanly	5
NC-Stokes	4
NC-Surry	1
NC-Transylvania	1

NC-Union	33
NC-Vance	3
NC-Wake	145
NC-Warren	1
NC-Watauga	3
NC-Wayne	12
NC-Wilkes	4
NC-Wilson	2
NC-Yadkin	1

Grand Total 1,034

Damages in North Carolina 2022 vs 2023



Top 10 Callers for - Cleveland



1	HYPER NETWORKS, LLC	304
2	LKN UNDERGROUND	181
3	CLEVELAND COUNTY WATER	66
4	TUCKER, INC	54
5	E S WAGNER	49
6	TNM SOLUTIONS	49
7	DUKE ENERGY	45
8	AT&T UTILITY OPERATIONS	44
9	TERRATECH	33
10	UTILITY LINES CONSTRUCTION SERVICES, INC	32

Top 10 Callers for - Gaston



1	HYPER NETWORKS, LLC	1204
2	LKN UNDERGROUND	344
3	AT&T UTILITY OPERATIONS	307
4	UTILITY LINES CONSTRUCTION SERVICES, INC	232
5	MILLER PIPELINE	170
6	TNM SOLUTIONS	101
7	ANSCO & ASSOCIATES, LLC	98
8	UTILITY LINES CONSTRUCTION SERVICES, INC	95
9	PIEDMONT PLUMBERS OF CLOVER	90
10	METROLINA LANDSCAPE	70

Top 10 Callers for - Rutherford



1	BIGHAM CABLE CONSTRUCTION, INC	347
2	BIGHAM CABLE CONSTRUCTION	132
3	WRIGHT BROTHERS CONSTRUCTION	130
4	ITG	87
5	PPM TELECOM	68
6	SUMTER UTILITIES, INC	56
7	LKN UNDERGROUND	48
8	SOUTHEAST CONNECTIONS, LLC	48
9	DUKE ENERGY	44
10	AT&T UTILITY OPERATIONS	44



OUR NC811 EDUCATION TEAM

TYLER ROSS

Western Liaison





- A copy of this presentation is available at www.ncucc.org
- If this meeting was virtual or hybrid, a video is available on ncucc.org. Go to County UCC's. The video will be listed under the month and year the meeting took place.

Minutes

NC811 Presentation given by Tyler Ross

Shelby- finishing up relocation project of 6500' of pipe that started at the beginning of 2023
Dominion- tickets are up by around 8%. Working with the fiber builds in the area. Overall experience hasn't been too bad. Fiber crews have been good about shutting down crews in the case of a damage. Having an issue called in as Emergencies that are not emergencies. That continues to be a big problem. Met w/ USIC, Gastonia, and Hypernetworks to discuss the amount of tickets to be called in at a time.

Rood Long Geading- starting job in Statesville

Colliers- nothing to report

JMG Fence- nothing to report

Kings Mtn- nothing to report

Cleveland County Water- nothing to report

Kevin with Colliers will be Co-Chair.

For the Contractors breakfast, we may be able to get the ball field at a good price, will know more as it comes.

Need to keep looking at moving the meeting around next year like we have been doing.

January meeting will be Thursday the 4th