

---

NC811 MONTHLY UPDATE

JANUARY 2024

BUNCOMBE

PRESENTED BY  
TYLER ROSS



# EDUCATION TEAM



**Ann Rushing**  
Education  
Manager



**Tami Groves**  
Southeast  
Liaison



**Howard Corey**  
Eastern Liaison



**Tyler Ross**  
Western Liaison



**Parrish  
Reddick**  
Piedmont Liaison



**Steven Moore**  
Media Relations  
Specialist





---

A copy of this presentation is available at  
[www.ncucc.org](http://www.ncucc.org)

If this meeting was virtual or hybrid, a video is available on [ncucc.org](http://ncucc.org). Go to County UCC's.

The video will be listed under the month and year the meeting took place.

---

# ANNOUNCEMENTS

Annual notices are going out via email to update member information by January 31<sup>st</sup>, 2024. Please update any information including maps to stay current as possible.



Contact Lesley Brouillard in Member Services at [Lesley@nc811.org](mailto:Lesley@nc811.org) if you have any questions.



---

# IMPORTANT DATES



## STATE UCC

Tuesday, Jan 9  
8:00 am

NC811 Events Center,  
Greensboro

## NCLRPC

Wednesday, Jan. 17  
11 am

NC811 Events Center,  
Greensboro

Visit <https://ncucc.org>  
for meeting link

## BOARD

Friday, Jan 19  
8:00 am

Grandover Resort,  
Greensboro

Contact

## NCUDPRB

Tuesday, Jan 23  
10 am

Visit  
<https://udprb.nc.gov>

for location info  
Stephanie Brown for  
details.  
[stephanie@nc811.org](mailto:stephanie@nc811.org)

---

# CALENDAR

NC811 & NCUCC event calendars can be found on [nc811.org](http://nc811.org) or the nc811 app



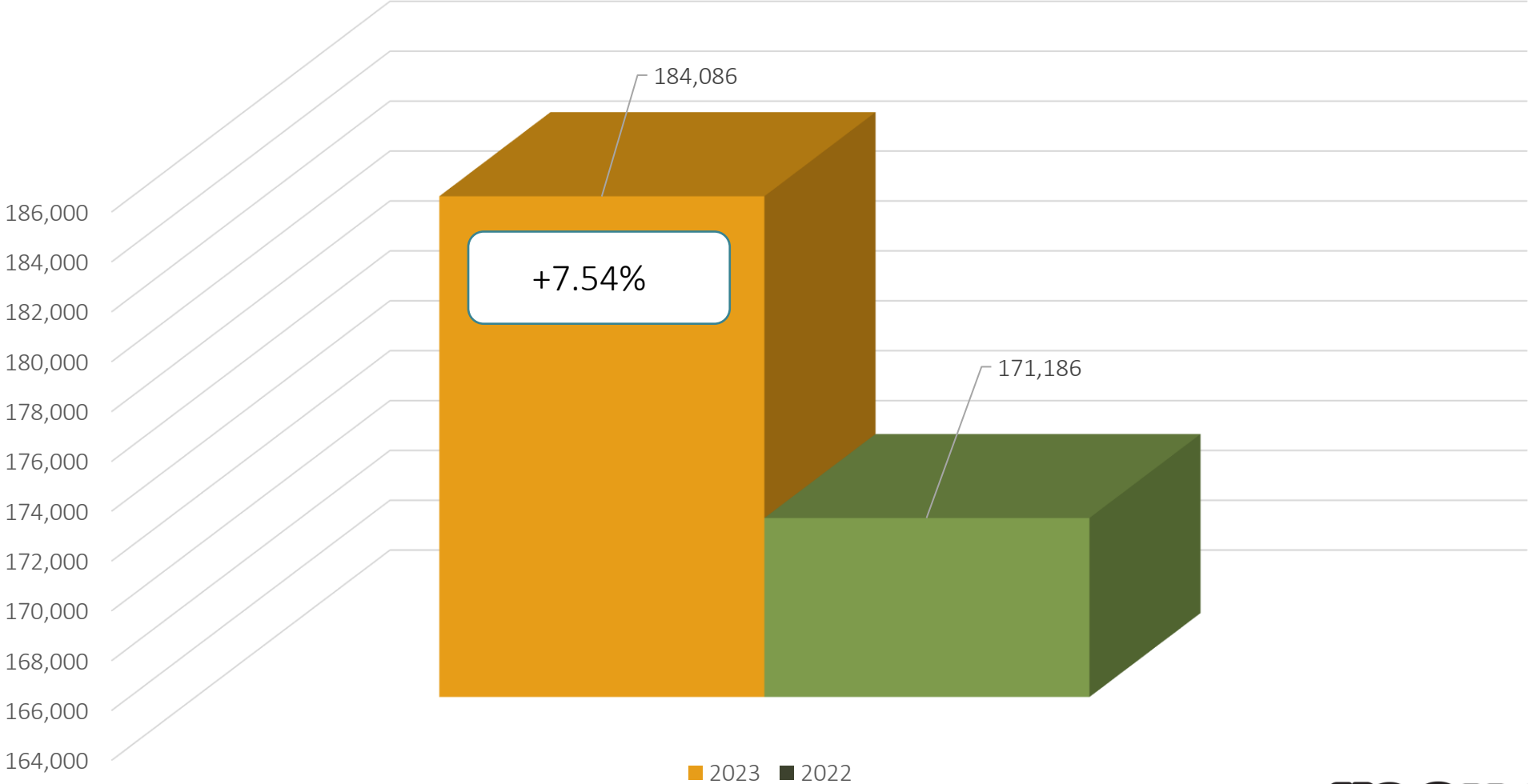
# DATA INSIGHTS

Locate Request, Transmissions,  
County ticket volume and distribution



# Locate Requests for NC

# December 2023 vs 2022



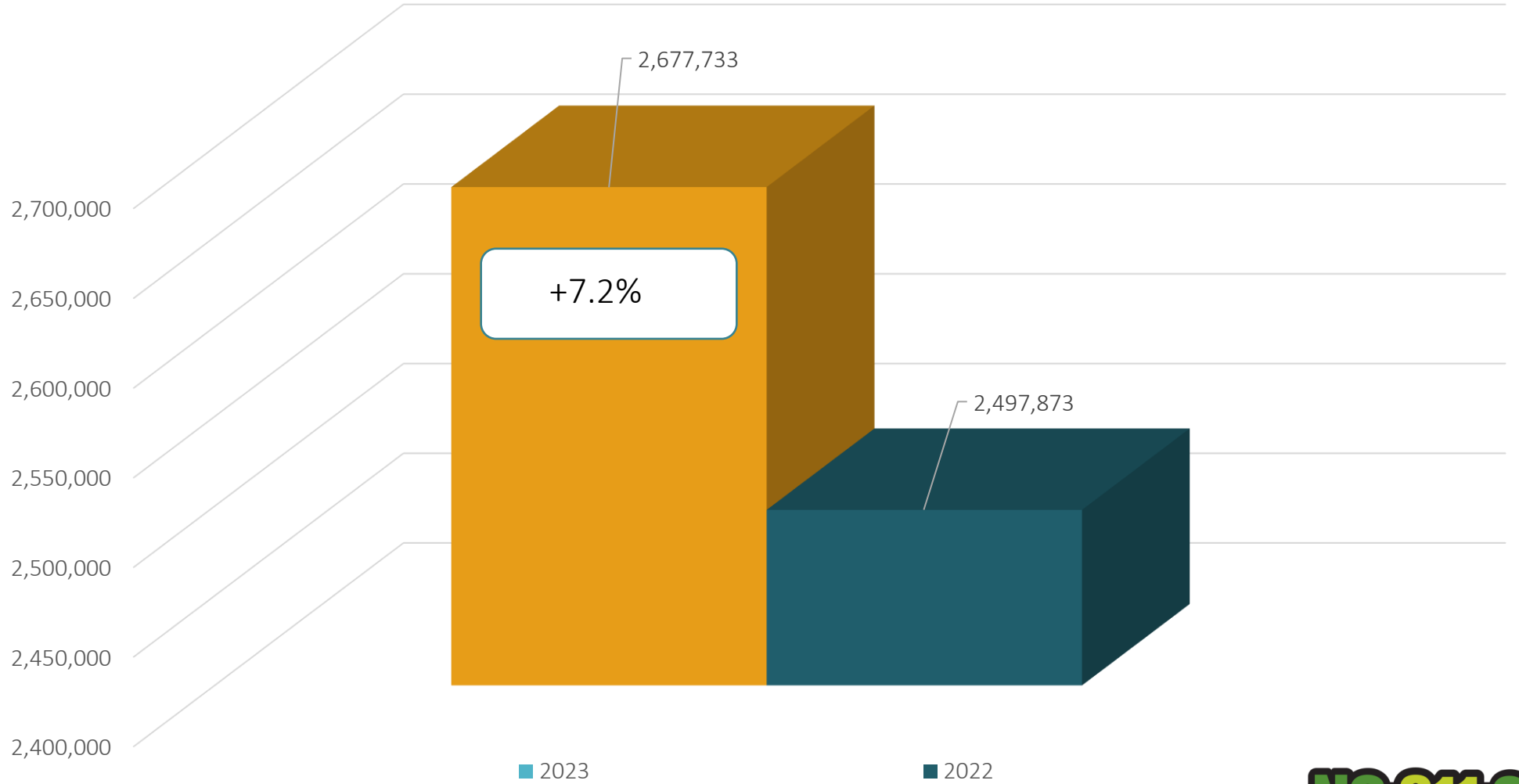

MTD December 2023 – 184,086 / 2022 – 171,186 = +7.54%  
YTD 2023 – 2,677,733 / 2022 – 2,497,873 = +7.2 %  
Updates for December 2023 – (60,202) = 32.7% of volume / November 31.5% = +1.2% (Increase the month before)





# Locate Requests for NC

## YTD 2023 vs 2022



MTD December 2023 – 184,086 / 2022 – 171,186 = +7.54%

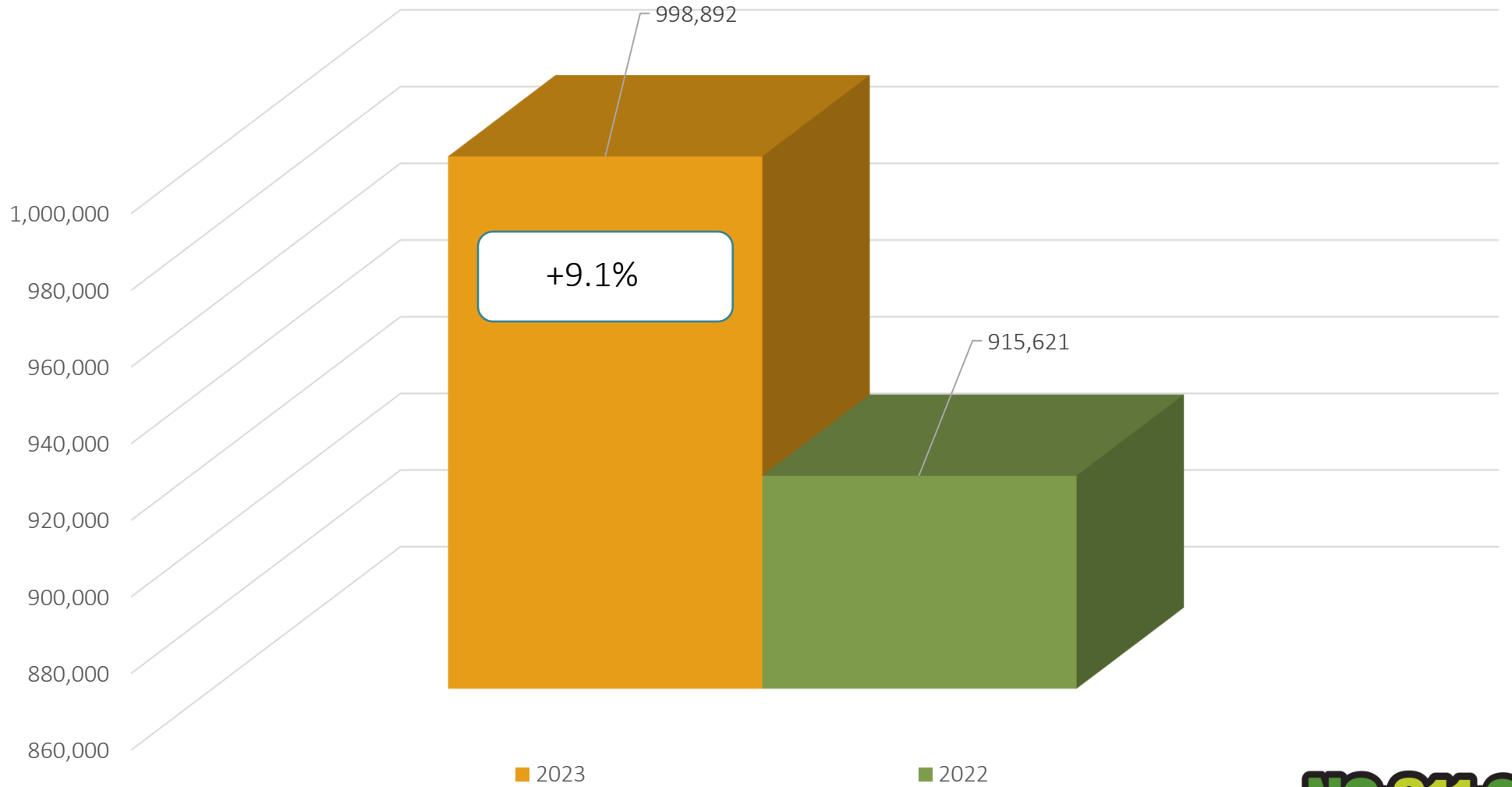

YTD 2023 – 2,677,733 / 2022 – 2,497,873 = +7.2 %

Updates for December 2023 – (60,202) = 32.7% of volume / November 31.5% = +1.2% (Increase the month before)



# Transmissions for NC

## December 2023 vs 2022

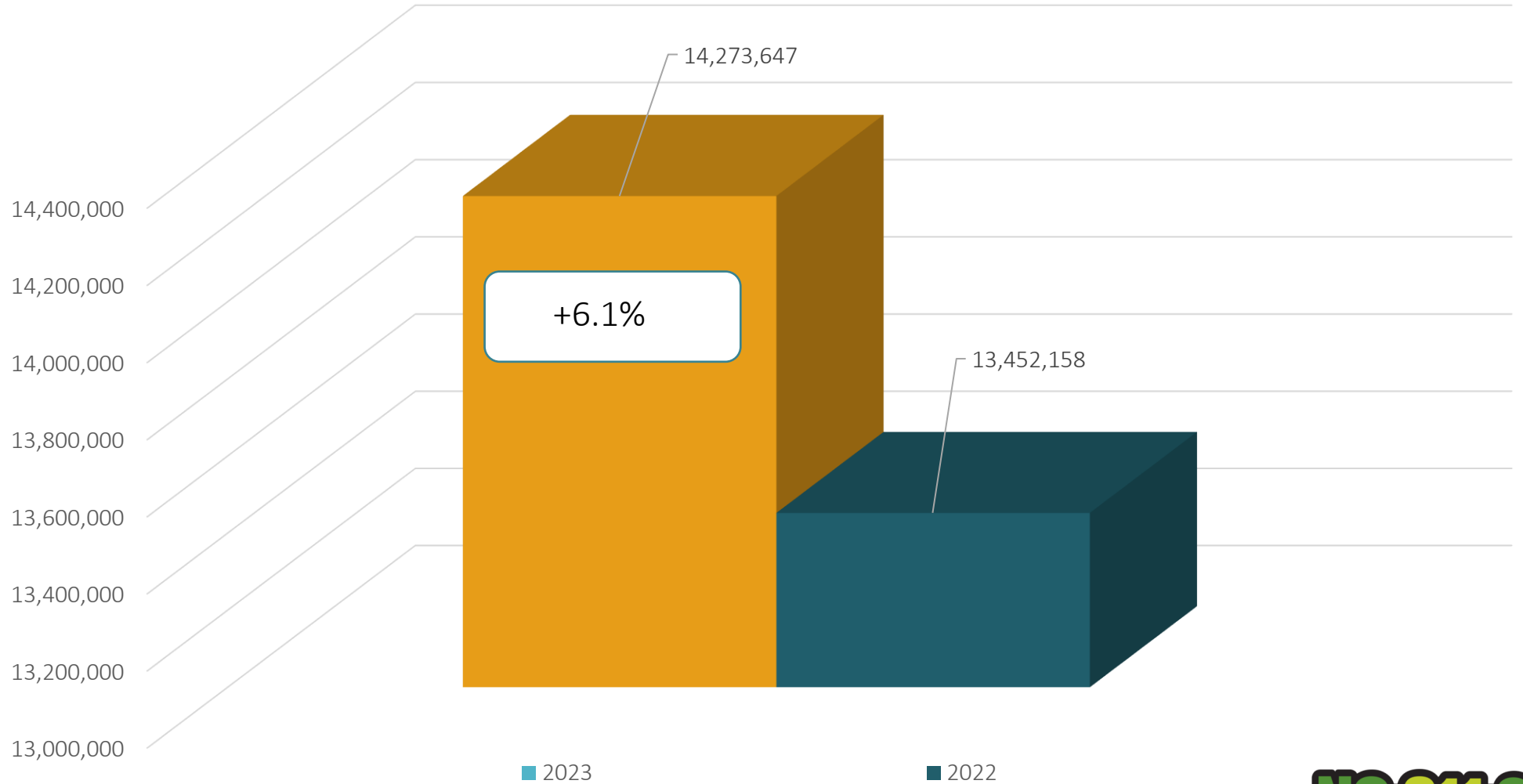



Transmissions MTD 2023 – 998,892 / 2022 – 915,621 = +9.1%  
Transmissions YTD 2023 – 14,273,647 / 2022 – 13,452,158 = +6.1%



# Transmissions for NC

## YTD 2023 vs 2022



Transmissions MTD 2023 – 998,892 / 2022 – 915,621 = +9.1%  
Transmissions YTD 2023 – 14,273,647 / 2022 – 13,452,158 = +6.1%



# COUNTY TICKET

2023 VS 2022

## VOLUME

<b>Buncombe</b>	<b>3 HR</b>	<b>CNCL</b>	<b>NEW</b>	<b>RXMT</b>	<b>UPDT</b>	<b>TOTAL Tickets</b>
2022	182	20	<b>2108</b>	88	1027	<b>3425</b>
2023	57	23	<b>1895</b>	48	1045	<b>3068</b>
	-68.7%	15.0%	<b>-10.1%</b>	-45.5%	1.8%	<b>-10.4%</b>
				<b>Avg Locates per Day</b>		<b>161</b>

# COUNTY TICKET VOLUME

YTD VS PREVIOUS  
YEAR

<b>Buncombe</b>	<b>3 HR</b>	<b>CNCL</b>	<b>NEW</b>	<b>RXMT</b>	<b>UPDT</b>	<b>TOTAL Tickets</b>
2022	2126	379	<b>32553</b>	1241	18658	<b>54957</b>
2023	1670	341	<b>31923</b>	1061	14291	<b>49286</b>
	-21.4%	-10.0%	<b>-1.9%</b>	-14.5%	-23.4%	<b>-10.3%</b>
				<b>Avg Locates per Day</b>		<b>198</b>

# COUNTY TICKET DISTRIBUTION

---

<b>BUNCOMBE</b>	<b>3068</b>
ALEXANDER	21
<b>ARDEN</b>	<b>295</b>
<b>ASHEVILLE</b>	<b>1716</b>
AVERY CREEK	8
BARNARDSVILLE	16
BILTMORE FOREST	7
BLACK MOUNTAIN	163
CANDLER	265
ENKA	63
FAIRVIEW	165

LEICESTER	81
MONTREAT	8
RIDGECREST	3
ROYAL PINES	7
SWANNANOA	50
WEAVERVILLE	172
WOODFIN	23

# Top 10 Callers for -Buncombe



1	AT&T UTILITY OPERATIONS	190
2	TENNOCA CONSTRUCTION COMPANY	190
3	MB HAYNES CORPORATION	169
4	SUMTER UTILITIES, INC	167
5	NATIONAL ONDEMAND	166
6	SUMTER UTILITIES, INC	134
7	NATIONAL ONDEMAND	109
8	DUKE ENERGY	78
9	ANSCO & ASSOCIATES, LLC	72
10	BIGHAM CABLE CONSTRUCTION, INC	58

# DAMAGES



**DIRT** Damage Information  
Reporting Tool



# Damages Reported for December



NC-Alamance	18
NC-Alexander	3
NC-Anson	3
NC-Bladen	1
NC-Brunswick	5
NC-Buncombe	12
NC-Burke	3
NC-Cabarrus	4
NC-Caldwell	1
NC-Carteret	2
NC-Catawba	8
NC-Chatham	18
NC-Cherokee	1
NC-Clay	1
NC-Cleveland	6
NC-Columbus	2
NC-Craven	8
NC-Cumberland	25
NC-Currituck	2
NC-Dare	7
NC-Davidson	7
NC-Davie	2

NC-Duplin	1
NC-Durham	47
NC-Edgecombe	1
NC-Forsyth	32
NC-Franklin	7
NC-Gaston	26
NC-Graham	1
NC-Granville	3
NC-Greene	2
NC-Guilford	51
NC-Harnett	18
NC-Henderson	6
NC-Hertford	6
NC-Hoke	2
NC-Iredell	19
NC-Johnston	15
NC-Lee	6
NC-Lincoln	4
NC-McDowell	2
NC-Mecklenburg	158
NC-Moore	14
NC-Nash	4
NC-New Hanover	14
NC-Onslow	15
NC-Orange	68

NC-Pamlico	1
NC-Pender	3
NC-Perquimans	2
NC-Person	2
NC-Pitt	5
NC-Polk	1
NC-Randolph	7
NC-Robeson	2
NC-Rockingham	8
NC-Rowan	10
NC-Rutherford	3
NC-Sampson	1
NC-Stokes	1
NC-Surry	1
NC-Union	14
NC-Vance	3
NC-Wake	111
NC-Wayne	8
NC-Wilson	2
NC-Yadkin	2

**Grand Total 848**



