
NC811 MONTHLY UPDATE

JANUARY 2024

CHEROKEE CLAY GRAHAM

PRESENTED BY TYLER ROSS



EDUCATION TEAM



Ann Rushing
Education
Manager



Tami Groves
Southeast
Liaison



Howard Corey
Eastern Liaison



Tyler Ross
Western Liaison



**Parrish
Reddick**
Piedmont Liaison



Steven Moore
Media Relations
Specialist





A copy of this presentation is available at
www.ncucc.org

If this meeting was virtual or hybrid, a video is available on ncucc.org. Go to County UCC's.

The video will be listed under the month and year the meeting took place.

ANNOUNCEMENTS

Annual notices are going out via email to update member information by January 31st, 2024. Please update any information including maps to stay current as possible.



Contact Lesley Brouillard in Member Services at Lesley@nc811.org if you have any questions.



IMPORTANT DATES



STATE UCC

Tuesday, Jan 9
8:00 am

NC811 Events Center,
Greensboro

NCLRPC

Wednesday, Jan. 17
11 am

NC811 Events Center,
Greensboro

Visit <https://ncucc.org>
for meeting link

BOARD

Friday, Jan 19
8:00 am

Grandover Resort,
Greensboro

Contact

NCUDPRB

Tuesday, Jan 23
10 am

Visit
<https://udprb.nc.gov>

for location info
Stephanie Brown for
details.
stephanie@nc811.org



CALENDAR

NC811 & NCUCC event calendars can be found on nc811.org or the nc811 app

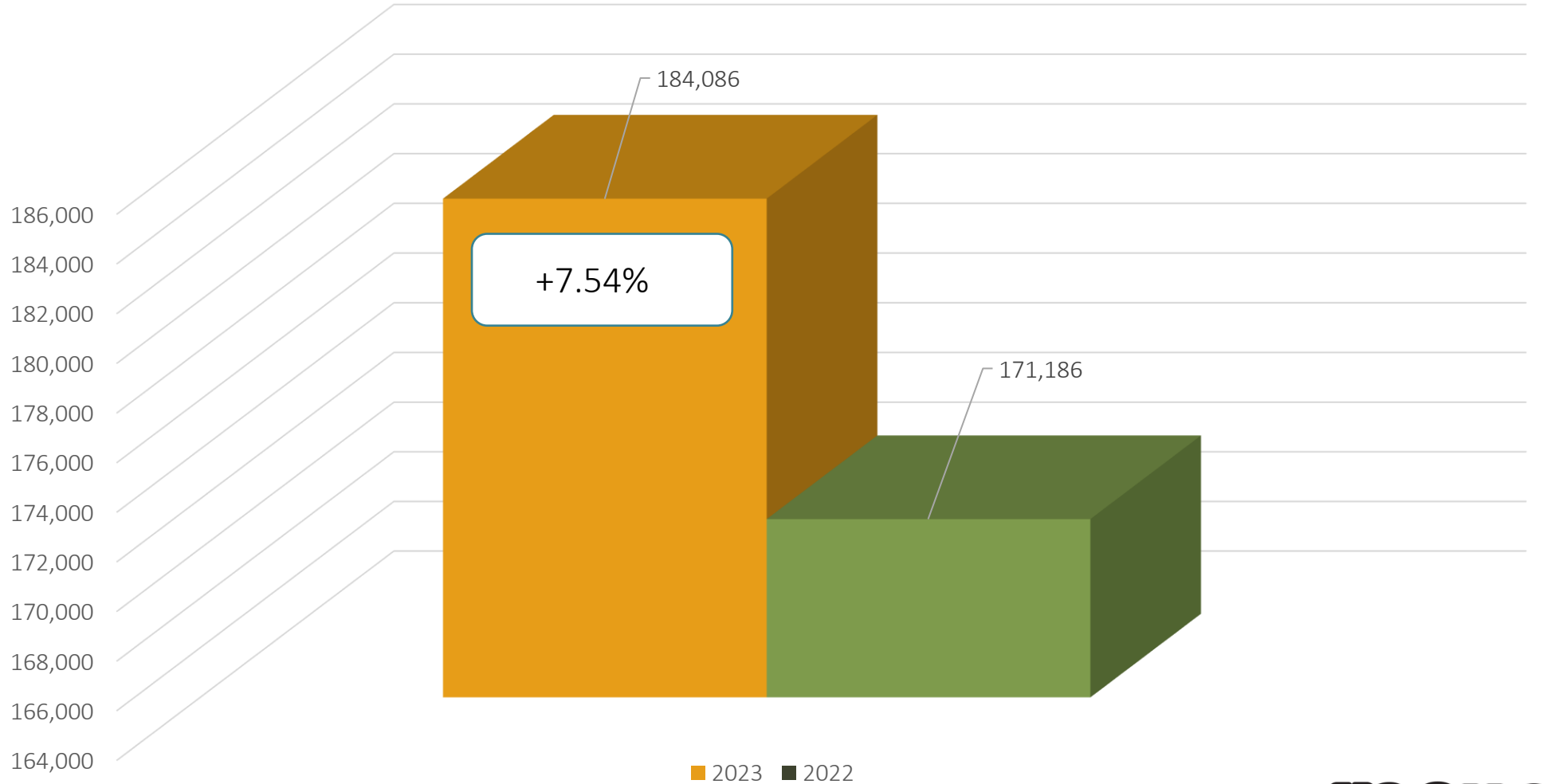

DATA INSIGHTS

Locate Request, Transmissions,
County ticket volume and distribution



Locate Requests for NC

December 2023 vs 2022



MTD December 2023 – 184,086 / 2022 – 171,186 = +7.54%

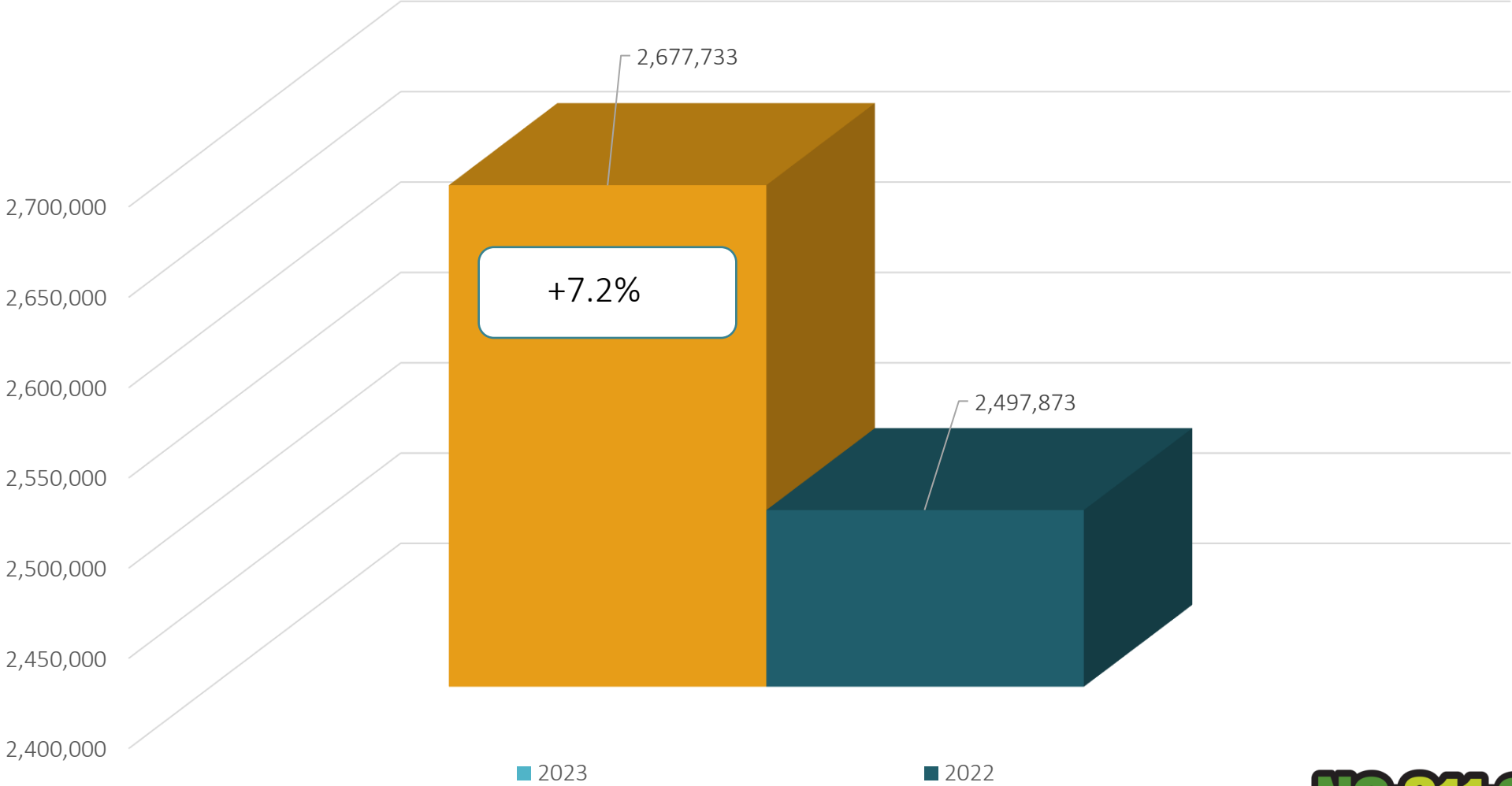
YTD 2023 – 2,677,733 / 2022 – 2,497,873 = +7.2 %

Updates for December 2023 – (60,202) = 32.7% of volume / November 31.5% = +1.2% (Increase the month before)



Locate Requests for NC

YTD 2023 vs 2022

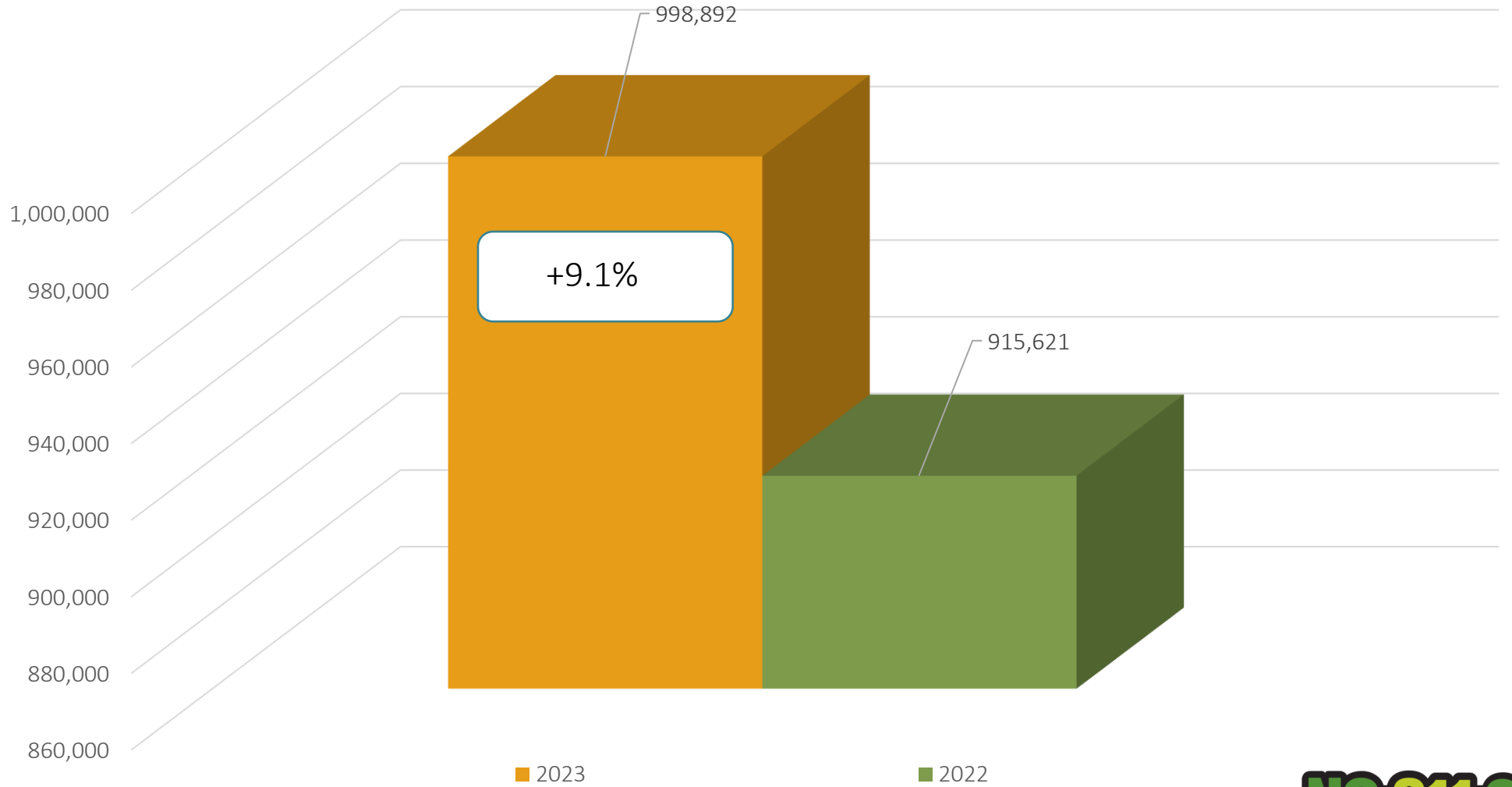



MTD December 2023 – 184,086 / 2022 – 171,186 = +7.54%
YTD 2023 – 2,677,733 / 2022 – 2,497,873 = +7.2 %
Updates for December 2023 – (60,202) = 32.7% of volume / November 31.5% = +1.2% (Increase the month before)



Transmissions for NC

December 2023 vs 2022

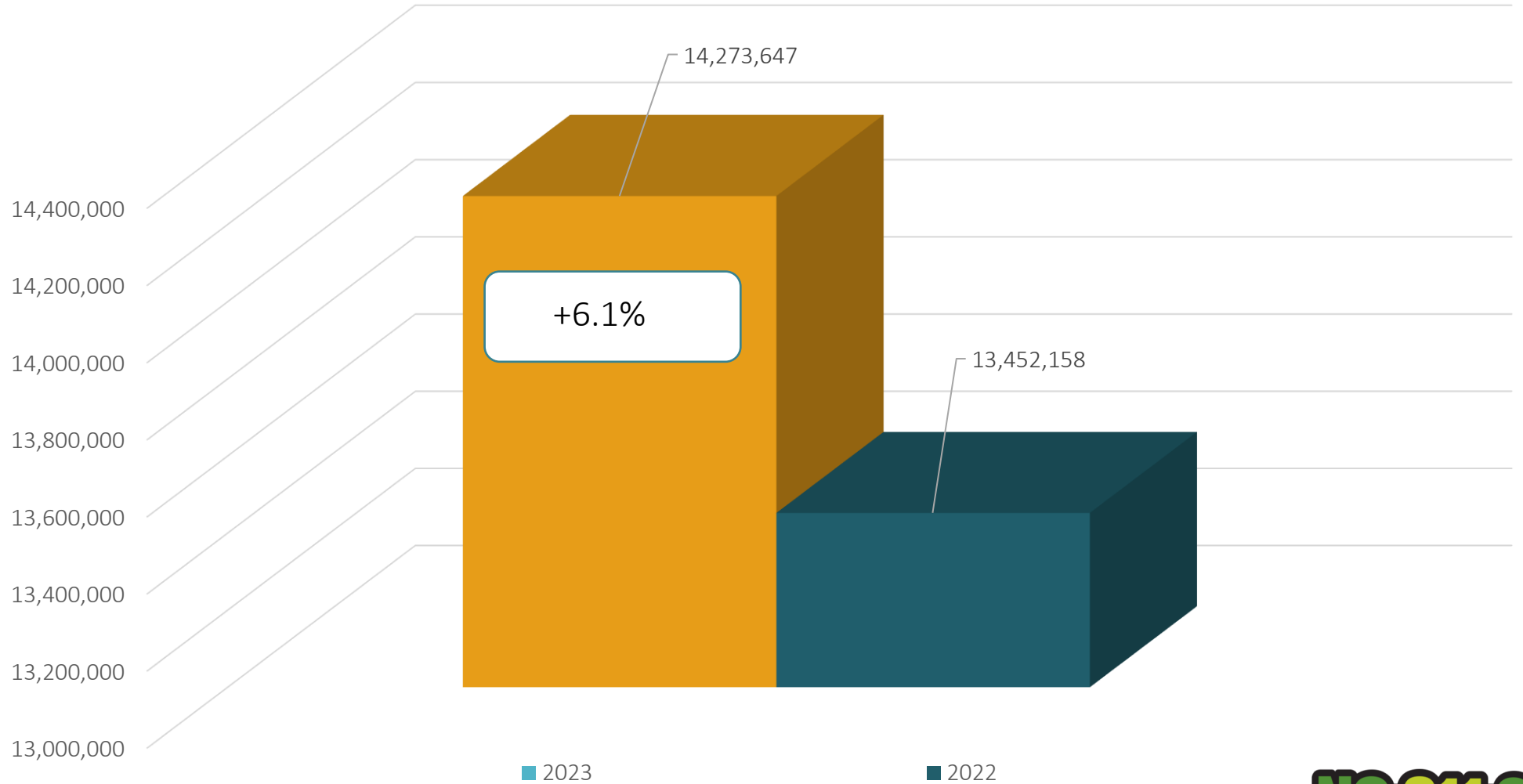



Transmissions MTD 2023 – 998,892 / 2022 – 915,621 = +9.1%
Transmissions YTD 2023 – 14,273,647 / 2022 – 13,452,158 = +6.1%



Transmissions for NC

YTD 2023 vs 2022



Transmissions MTD 2023 – 998,892 / 2022 – 915,621 = +9.1%
Transmissions YTD 2023 – 14,273,647 / 2022 – 13,452,158 = +6.1%



COUNTY TICKET

2023 VS 2022

VOLUME

Cherokee	3 HR	CNCL	NEW	RXMT	UPDT	TOTAL Tickets
2022	13	4	230	3	44	294
2023	4	1	231	9	67	312
	-69.2%	-75.0%	0.4%	200.0%	52.3%	6.1%
				Avg Locates per Day		16

COUNTY TICKET

2023 VS 2022

VOLUME

Clay	3 HR	CNCL	NEW	RXMT	UPDT	TOTAL Tickets
2022	3	0	106	6	70	185
2023	1	1	148	6	144	300
	-66.7%	#DIV/0!	39.6%	0.0%	105.7%	62.2%
				Avg Locates per Day		16

COUNTY TICKET

2023 VS 2022

VOLUME

Graham	3 HR	CNCL	NEW	RXMT	UPDT	TOTAL Tickets
2022	0	2	37	1	84	124
2023	0	0	22	1	84	107
	#DIV/0!	-100.0%	-40.5%	0.0%	0.0%	-13.7%
				Avg Locates per Day		6

COUNTY TICKET VOLUME

YTD VS PREVIOUS
YEAR

Cherokee	3 HR	CNCL	NEW	RXMT	UPDT	TOTAL Tickets
2022	96	22	3140	74	872	4204
2023	109	29	2870	91	910	4009
	13.5%	31.8%	-8.6%	23.0%	4.4%	-4.6%
				Avg Locates per Day		16

COUNTY TICKET VOLUME

YTD VS PREVIOUS
YEAR

Clay	3 HR	CNCL	NEW	RXMT	UPDT	TOTAL Tickets
2022	111	6	1806	65	1375	3363
2023	44	14	1662	76	1321	3117
	-60.4%	133.3%	-8.0%	16.9%	-3.9%	-7.3%
				Avg Locates per Day		13

COUNTY TICKET VOLUME

YTD VS PREVIOUS
YEAR

Graham	3 HR	CNCL	NEW	RXMT	UPDT	TOTAL Tickets
2022	20	12	675	16	582	1305
2023	3	3	490	22	1394	1912
	-85.0%	-75.0%	-27.4%	37.5%	139.5%	46.5%
				Avg Locates per Day		8

COUNTY TICKET DISTRIBUTION

CHEROKEE	312
ANDREWS	7
HIWASSEE	1
HOTHOUSE	1
MARBLE	15
MARTINS CREEK	1
MURPHY	276
PEACHTREE	9
TOPTON	1
VALLEYTOWN	1

COUNTY TICKET DISTRIBUTION

CLAY	300
BRASSTOWN	6
ELF	1
FIRES CREEK	1
HAYESVILLE	284
SHOOTING CREEK	1
WARNE	7

COUNTY TICKET DISTRIBUTION

GRAHAM	107
CHEOAH	7
ROBBINSVILLE	98
STECOAH	1
TAPOCO	1

Top 10 Callers for -Cherokee



1	BLUE RIDGE MOUNTAIN EMC	25
2	SSCC INC	23
3	BALLEWS UTILITY CONSTRUCTION, LLC	22
4	WRIGHT BROTHERS CONSTRUCTION	22
5	JC CONTRACTORS	18
6	SAGE BROWN WORKS	12
7	GRAVES DIRECTIONAL DRILLING	12
8	BC CANNON CO	9
9	BLUE RIDGE MOUNTAIN EMC	9
10	SUMTER UTILITIES, INC	9

Top 10 Callers for -Clay



1	WRIGHT BROTHERS CONSTRUCTION	108
2	BALLEWS UTILITY CONSTRUCTION, LLC	39
3	BLUE RIDGE MOUNTAIN EMC	28
4	BLUE RIDGE MOUNTAIN EMC	20
5	APPALACHIAN CABLE	11
6	GATEWAY UNDERGROUND	8
7	WINDSTREAM	8
8	HAYNES ELECTRIC UTILITY CORPORATION	6
9	IRON MOUNTAIN FENCE	6
10	NIX DIRECTIONAL DRILLNG	6

Top 10 Callers for -Graham



1	WATSON CONTRACTING	42
2	CHARLES BLALOCK AND SONS	28
3	DUKE ENERGY	7
4	MC COMMUNICATIONS, INC	7
5	SUMTER UTILITIES, INC	5
6	ASHEVILLE FENCE	4
7	UNLIMITED FENCE SOLUTIONS	2
8	MIKE MILSAP	2
9	MILLER WELL DRILLING	2
10	R&J LAND LLC	1

DAMAGES



DIRT Damage Information
Reporting Tool

Damages Reported for December



NC-Alamance	18
NC-Alexander	3
NC-Anson	3
NC-Bladen	1
NC-Brunswick	5
NC-Buncombe	12
NC-Burke	3
NC-Cabarrus	4
NC-Caldwell	1
NC-Carteret	2
NC-Catawba	8
NC-Chatham	18
NC-Cherokee	1
NC-Clay	1
NC-Cleveland	6
NC-Columbus	2
NC-Craven	8
NC-Cumberland	25
NC-Currituck	2
NC-Dare	7
NC-Davidson	7
NC-Davie	2

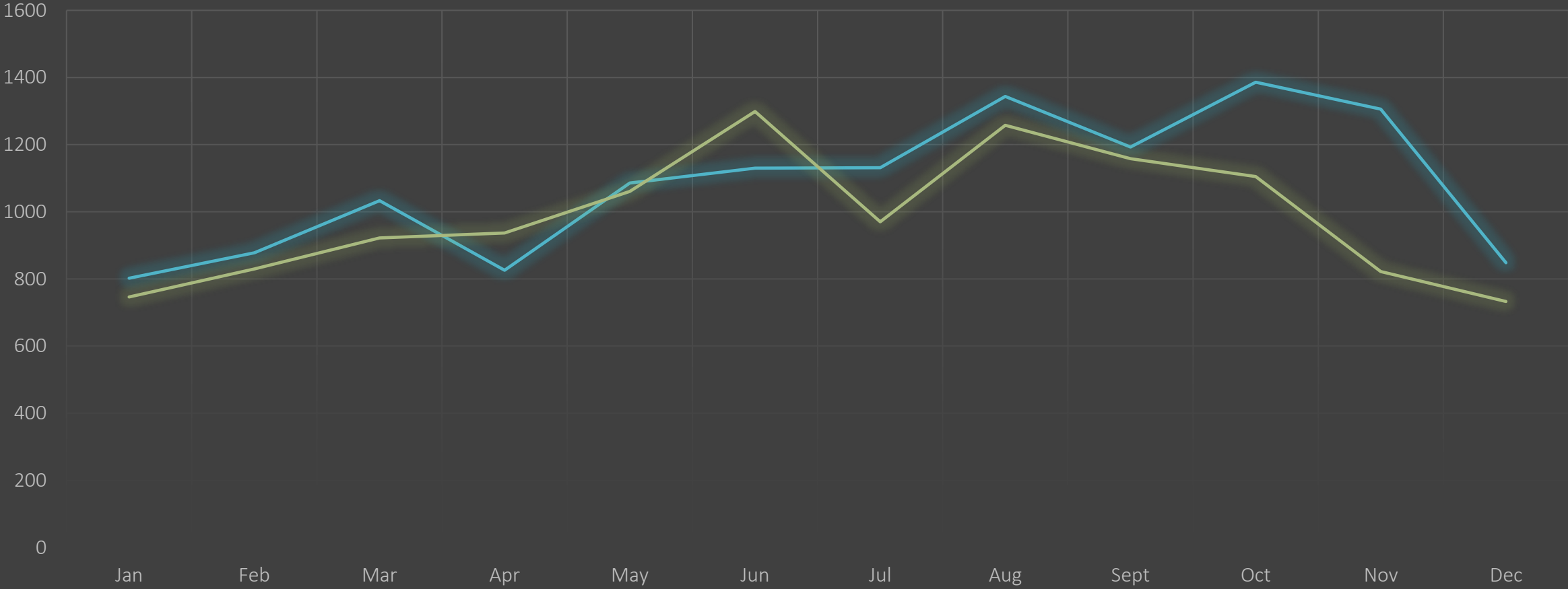
NC-Duplin	1
NC-Durham	47
NC-Edgecombe	1
NC-Forsyth	32
NC-Franklin	7
NC-Gaston	26
NC-Graham	1
NC-Granville	3
NC-Greene	2
NC-Guilford	51
NC-Harnett	18
NC-Henderson	6
NC-Hertford	6
NC-Hoke	2
NC-Iredell	19
NC-Johnston	15
NC-Lee	6
NC-Lincoln	4
NC-McDowell	2
NC-Mecklenburg	158
NC-Moore	14
NC-Nash	4
NC-New Hanover	14
NC-Onslow	15
NC-Orange	68

NC-Pamlico	1
NC-Pender	3
NC-Perquimans	2
NC-Person	2
NC-Pitt	5
NC-Polk	1
NC-Randolph	7
NC-Robeson	2
NC-Rockingham	8
NC-Rowan	10
NC-Rutherford	3
NC-Sampson	1
NC-Stokes	1
NC-Surry	1
NC-Union	14
NC-Vance	3
NC-Wake	111
NC-Wayne	8
NC-Wilson	2
NC-Yadkin	2

Grand Total 848

Damages in North Carolina 2022 vs 2023

— 2023 — 2022



811 SIGN IN. 1/23/24

JAMES Hooper - 828-226-8647 - jdhoooper@jmi

DWAYNE Plimmons 828-360-9240 kplimmons@jmi

ANDY RUSSELL

828-321-4105

jarussell@ncdot.gov