

**Everyone goes home
safe with 811.**



2024 NC811 Billboard

**NC811 MONTHLY UPDATE
FEBRUARY 2024**

FOOTHILLS

PRESENTED BY TYLER ROSS

EDUCATION TEAM



Ann Rushing
Education
Manager



Tami Groves
Southeast
Liaison



Howard Corey
Eastern Liaison



Tyler Ross
Western Liaison



**Parrish
Reddick**
Piedmont Liaison



Steven Moore
Media Relations
Specialist



2024 BANNERS

Contact your local NC811 liaison to place your pre-order now.



120 banners will be available for free. First come, first serve.

2024 TAILGATE WRAPS

Contact your local
NC811 liaison for
more information.

*26 wraps will be
available through
our grant program.*





\$300 Up for grabs! DARE TO DIG!

*Enter anytime from now until April 30th, 2024



nc811.org/dare-to-dig

April is National Safe Digging Month and it's almost time to get digging!! Entering the contest only takes a few minutes and you could win \$300 just by digging a few virtual holes.



NC 811.ORG



**Visit our
booth
all that
weekend!**

**Enter for your
chance to win a
Blackstone Griddle,
Yeti Cooler
or \$50 Amazon
Gift Cards**



**March 1-3, 2024
NC State Fairgrounds
4285 Trinity Road
Raleigh, N.C. 27607**

IMPORTANT DATES



NCUDPRB

Tuesday, April 23
10 am

NC811 Events Center,
Greensboro

Visit <https://udprb.nc.gov>
for location info

NCLRPC

Wednesday, March 20th
11 am

NC811 Events Center,
Greensboro

Visit <https://ncucc.org>
for meeting link

BOARD

Friday, April 19th
8:00 am

Chetola Resort
Blowing Rock, NC

contact
Stephanie Brown for
details.
stephanie@nc811.org

STATE UCC

Tuesday, March 12th
10 am

4211 Global St, Raleigh,
NC 27610

Hybrid meeting.
See [ncucc](#) calendar for
a link



UGDPRB – OVERVIEW OF 1/23/2024 CASES

- 56 Cases on Agenda
 - 55 - Reviewed with action
 - 1 - Tabled
- 8 - Dismissed for lack of evidence
- 18 – Issued Pipes Plus Training
- **\$73,500** issued in fines

CALENDAR

NC811 & NCUCC event calendars can be found on nc811.org or the nc811 app





TIP OF THE MONTH

A ticket number does not equal a valid ticket!

When a notice is requested for the purpose of excavation or demolition, the information provided by the excavator must be correct.

Incorrect information can lead to delays for the dig crews, damages at the excavation site, member operators not being notified.

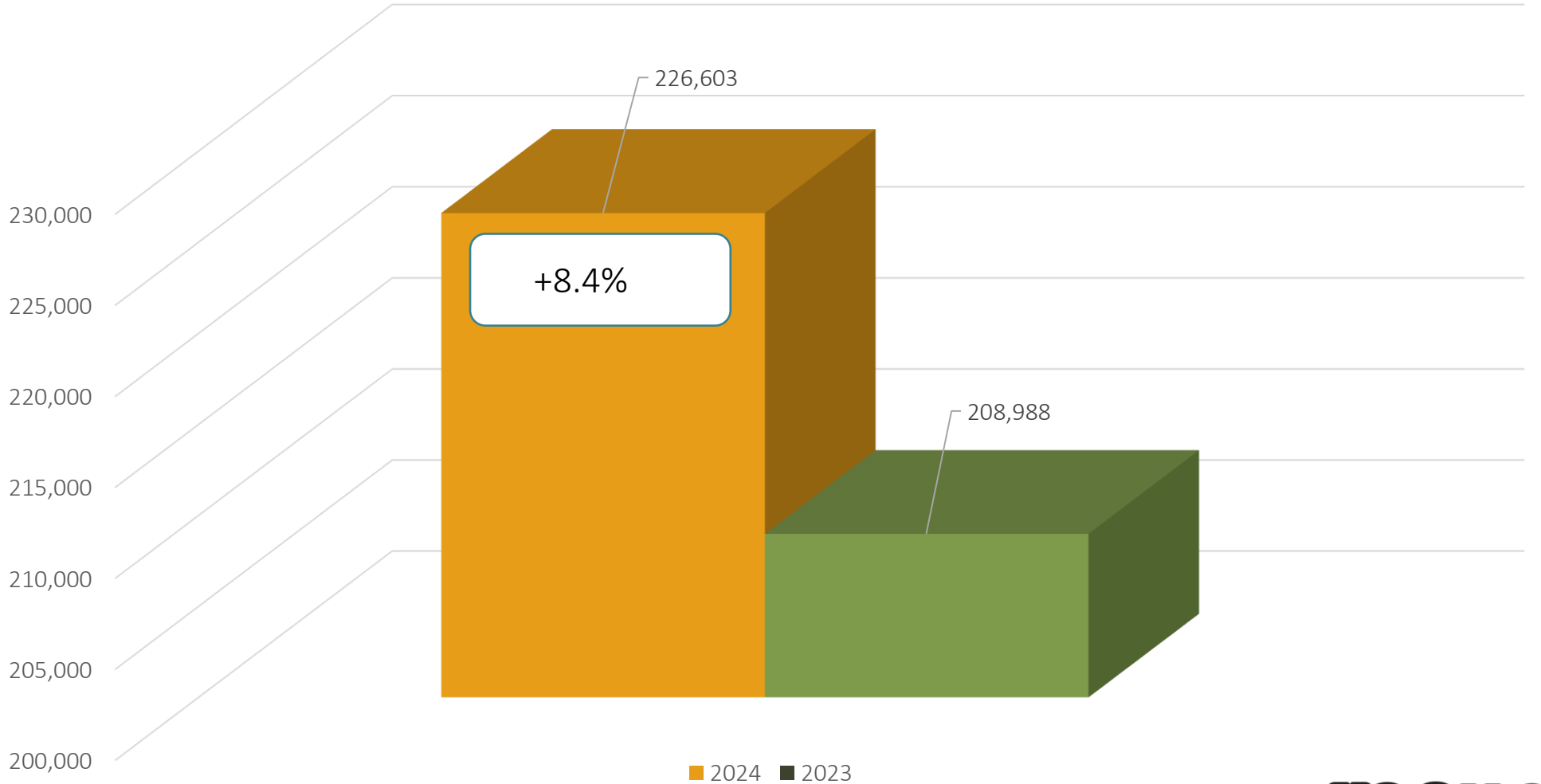

DATA INSIGHTS

Locate Request, Transmissions,
County ticket volume and distribution



Locate Requests for NC

January 2024 vs 2023



MTD January 2024 – 226,603 / 2023 – 208,988 = +8.4%

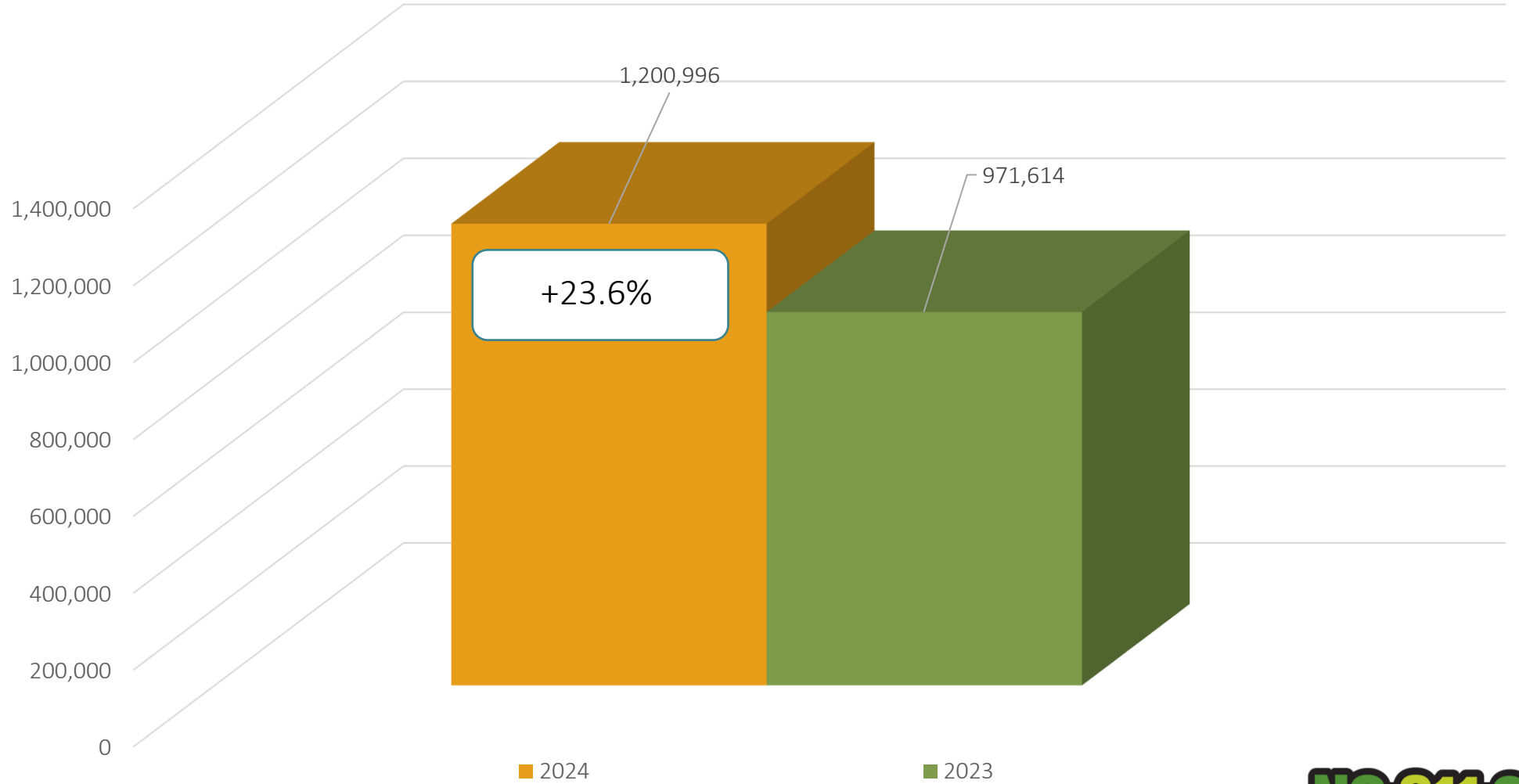

YTD 2024 – 226,603 / 2023 – 208,988 = +8.4 %

Updates for January 2024 – (73,868) = 32.6% of volume / December 32.7% = -.1% (Decrease the month before)



Transmissions for NC

January 2024 vs 2023



Transmissions MTD 2024– 1,200,996 / 2023 – 971,614= +23.6%
Transmissions YTD 2024– 1,200,996 / 2023 – 971,614= +23.6%



COUNTY TICKET

2024 VS 2023

VOLUME

Cleveland	3 HR	CNCL	NEW	RXMT	UPDT	TOTAL Tickets
2023	60	5	950	22	384	1421
2024	79	57	1487	42	846	2511
	31.7%	1040.0%	56.5%	90.9%	120.3%	76.7%
				Avg Locates per Day		132

COUNTY TICKET VOLUME

2024 VS 2023

Gaston	3 HR	CNCL	NEW	RXMT	UPDT	TOTAL Tickets
2023	157	39	2533	63	1137	3929
2024	229	93	2977	37	1022	4358
	45.9%	138.5%	17.5%	-41.3%	-10.1%	10.9%
				Avg Locates per Day		229

COUNTY TICKET

2024 VS 2023

VOLUME

Rutherford	3 HR	CNCL	NEW	RXMT	UPDT	TOTAL Tickets
2023	32	8	564	5	245	854
2024	56	4	973	14	233	1280
	75.0%	-50.0%	72.5%	180.0%	-4.9%	49.9%
				Avg Locates per Day		67

COUNTY TICKET VOLUME

YTD VS PREVIOUS
YEAR

Cleveland	3 HR	CNCL	NEW	RXMT	UPDT	TOTAL Tickets
2023	60	5	950	22	384	1421
2024	79	57	1487	42	846	2511
	31.7%	1040.0%	56.5%	90.9%	120.3%	76.7%
				Avg Locates per Day		132

COUNTY TICKET VOLUME

YTD VS PREVIOUS
YEAR

Gaston	3 HR	CNCL	NEW	RXMT	UPDT	TOTAL Tickets
2023	157	15	2342	45	980	3487
2024	229	93	2977	37	1022	4358
	45.9%	520.0%	27.1%	-17.8%	4.3%	25.0%
				Avg Locates per Day		229

COUNTY TICKET VOLUME

YTD VS PREVIOUS
YEAR

Rutherford	3 HR	CNCL	NEW	RXMT	UPDT	TOTAL Tickets
2023	32	8	564	5	245	854
2024	56	4	973	14	233	1280
	75.0%	-50.0%	72.5%	180.0%	-4.9%	49.9%
				Avg Locates per Day		67

COUNTY TICKET DISTRIBUTION - JANUARY

CLEVELAND	2511
BOILING SPRINGS	47
CASAR	11
FALLSTON	6
GROVER	61
KINGS MOUNTAIN	583
KINGSTOWN	4
LATTIMORE	7
LAWNDALE	53
MOORESBORO	129
POLKVILLE	14
SHELBY	1578
WACO	10

COUNTY TICKET DISTRIBUTION - JANUARY

GASTON	4358
BELMONT	636
BESSEMER CITY	157
CHERRYVILLE	93
CRAMERTON	69
DALLAS	196
EAST GASTONIA	13

GASTONIA	2213
HIGH SHOALS	14
KINGS MOUNTAIN	32
LOWELL	89
MCADENVILLE	10
MOUNT HOLLY	537
RANLO	20
SOUTH GASTONIA	59
STANLEY	211

COUNTY TICKET DISTRIBUTION - JANUARY

RUTHERFORD	1280
BOSTIC	82
CAROLEEN	3
CHIMNEY ROCK	8
CLIFFSIDE	5
CONCORD	45
ELLENBORO	65
FOREST CITY	325

GILKEY	4
HARRIS	4
LAKE LURE	150
RUTHERFORDTON	495
SPINDALE	71
UNION MILLS	13

DAMAGES



DIRT Damage Information
Reporting Tool

Damages Reported for January



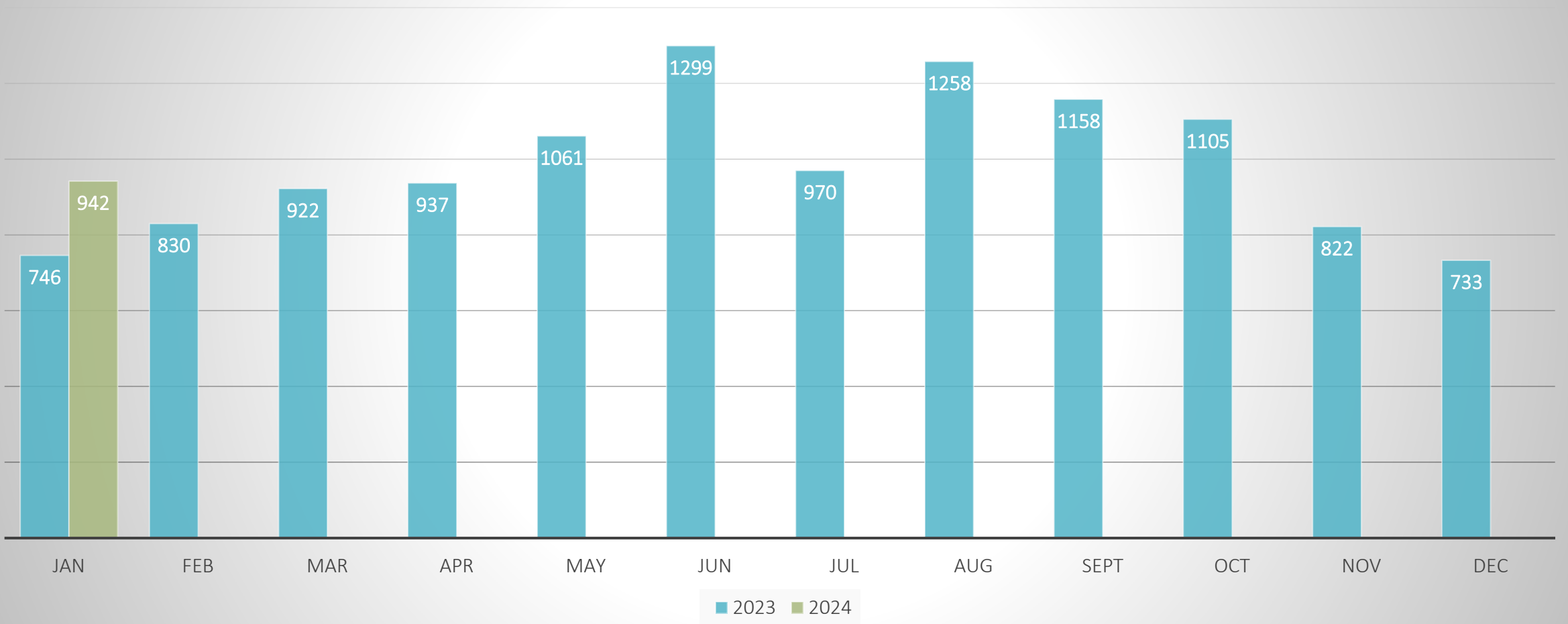
NC-Alamance	21
NC-Alexander	3
NC-Anson	1
NC-Beaufort	2
NC-Bladen	3
NC-Brunswick	20
NC-Buncombe	17
NC-Burke	2
NC-Cabarrus	14
NC-Caldwell	4
NC-Carteret	7
NC-Catawba	14
NC-Chatham	17
NC-Clay	1
NC-Cleveland	19
NC-Columbus	2
NC-Craven	20
NC-Cumberland	27
NC-Currituck	4
NC-Dare	7
NC-Davidson	4
NC-Davie	2

NC-Duplin	2
NC-Durham	52
NC-Forsyth	44
NC-Franklin	3
NC-Gaston	11
NC-Gates	3
NC-Guilford	29
NC-Halifax	1
NC-Harnett	23
NC-Haywood	6
NC-Henderson	3
NC-Hertford	5
NC-Hoke	5
NC-Iredell	15
NC-Jackson	1
NC-Johnston	18
NC-Lee	8
NC-Lenoir	2
NC-Lincoln	5
NC-McDowell	1
NC-Mecklenburg	131
NC-Montgomery	1
NC-Moore	19
NC-Nash	3
NC-New Hanover	17

NC-Onslow	19
NC-Orange	78
NC-Pender	9
NC-Perquimans	1
NC-Person	3
NC-Pitt	9
NC-Polk	2
NC-Randolph	4
NC-Richmond	1
NC-Robeson	4
NC-Rockingham	7
NC-Rowan	10
NC-Rutherford	2
NC-Sampson	2
NC-Scotland	2
NC-Stanly	3
NC-Stokes	3
NC-Surry	1
NC-Swain	1
NC-Union	32
NC-Vance	2
NC-Wake	113
NC-Washington	1
NC-Wayne	7
NC-Wilkes	1
NC-Wilson	4
NC-Yadkin	2

Grand Total 942

Damages in North Carolina 2024 vs 2023



Top 10 Callers for -Cleveland



1	HYPENETWORKS, LLC	790
2	LKN UNDERGROUND	135
3	ULCS	106
4	CLEVELAND COUNTY WATER	86
5	TNM SOLUTIONS	84
6	AKER LOP	63
7	BIGHAM CABLE CONSTRUCTION, INC	58
8	APPLING BORING CO, INC	50
9	DUKE ENERGY	50
10	AT&T UTILITY OPERATIONS	49

Top 10 Callers for -Gaston



1	UTILITY LINES CONSTRUCTION SERVICES, INC	346
2	ANSCO & ASSOCIATES, LLC	302
3	LKN UNDERGROUND	275
4	AKER LOP	260
5	J I OBENIEL CONSTRUCTION, LLC	257
6	AT&T UTILITY OPERATIONS	207
7	MILLER PIPELINE	158
8	TNM SOLUTIONS	103
9	METROLINA LANDSCAPE	101
10	PIEDMONT PLUMBERS OF CLOVER	88

Top 10 Callers for -Rutherford



1	LKN UNDERGROUND	266
2	BIGHAM CABLE CONSTRUCTION, INC	120
3	PIEDMONT UTILITY GROUP, LLC	74
4	WRIGHT BROTHERS CONSTRUCTION	65
5	BULLINGTON CONSTRUCTION, INC	53
6	SUMTER UTILITIES, INC	49
7	ITG	42
8	DUKE ENERGY	38
9	AT&T UTILITY OPERATIONS	36
10	TOWN OF FOREST CITY	24



THANK YOU

A copy of this presentation is available at
www.ncucc.org

If this meeting was virtual or hybrid, a video is available on ncucc.org. Go to County UCC's.

The video will be listed under the month and year the meeting took place.

