
NC811 MONTHLY UPDATE

JANUARY 2024

GUILFORD UCC

PRESENTED BY
PARRISH REDDICK





A copy of this presentation is available at
www.ncucc.org

If this meeting was virtual or hybrid, a video is available on ncucc.org. Go to County UCC's.

The video will be listed under the month and year the meeting took place.

ANNOUNCEMENTS

Annual notices are going out via email to update member information by January 31st, 2024. Please update any information including maps to stay current as possible.



Contact Lesley Brouillard in Member Services at Lesley@nc811.org if you have any questions.



IMPORTANT DATES



STATE UCC

Tuesday, Jan 9
8:00 am

NC811 Events Center,
Greensboro

NCLRPC

Wednesday, Jan. 17
11 am

NC811 Events Center,
Greensboro

Visit <https://ncucc.org>
for meeting link

BOARD

Friday, Jan 19
8:00 am

Grandover Resort,
Greensboro

Contact

NCUDPRB

Tuesday, Jan 23
10 am

Visit
<https://udprb.nc.gov>

for location info
Stephanie Brown for
details.
stephanie@nc811.org


CALENDAR

NC811 & NCUCC event calendars can be found on nc811.org or the nc811 app



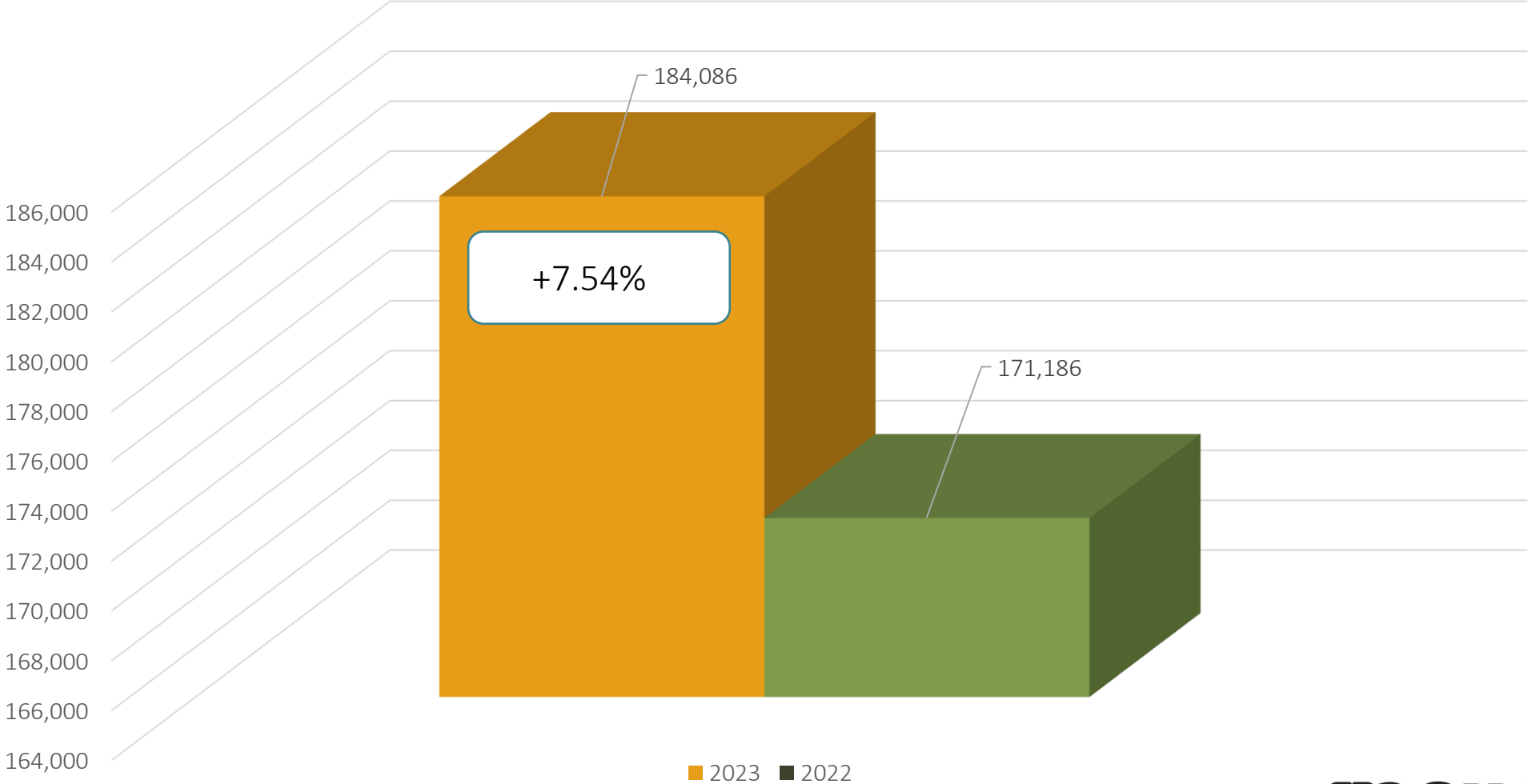
DATA INSIGHTS

Locate Request, Transmissions,
County ticket volume and distribution



Locate Requests for NC

December 2023 vs 2022

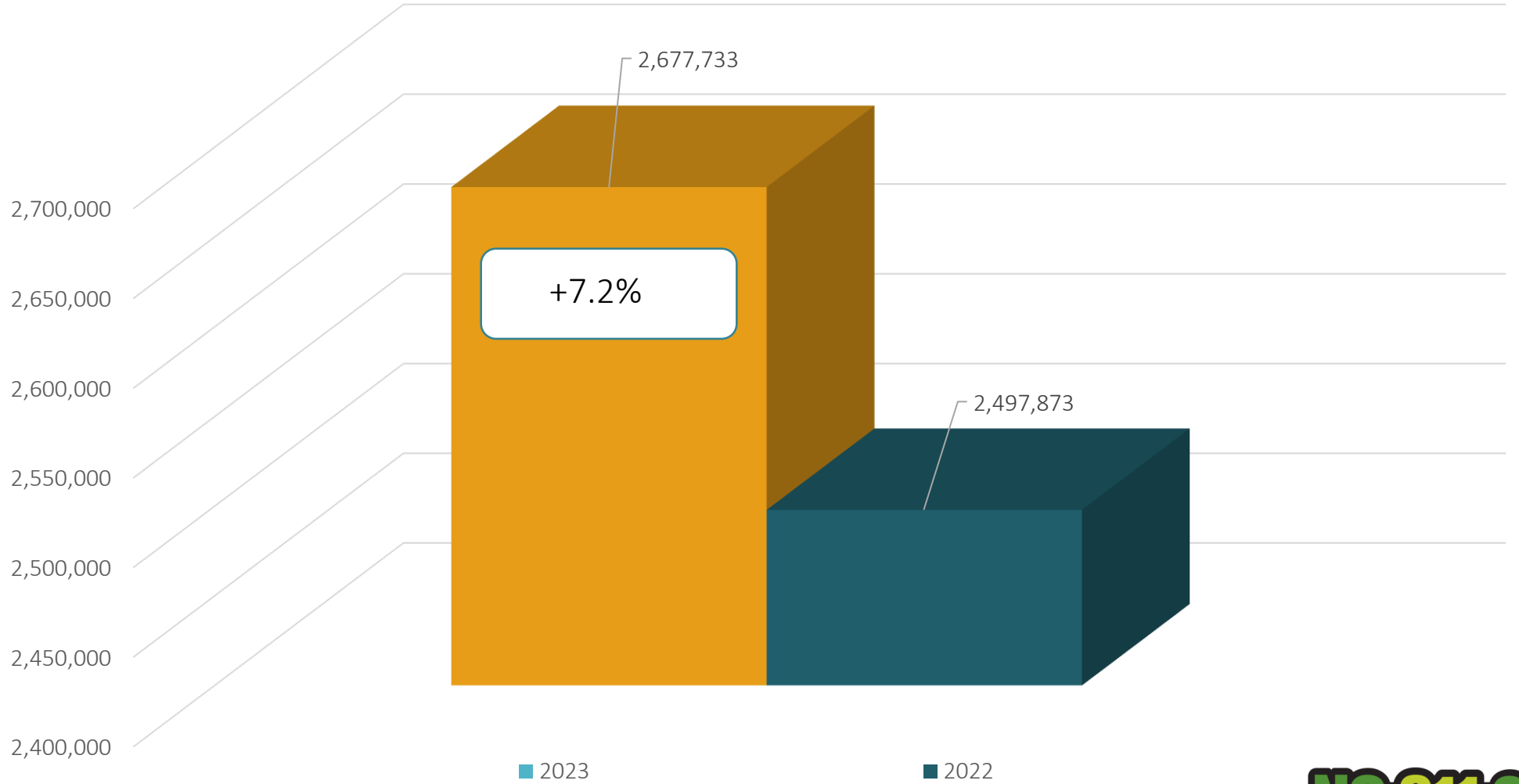



MTD December 2023 – 184,086 / 2022 – 171,186 = +7.54%
YTD 2023 – 2,677,733 / 2022 – 2,497,873 = +7.2 %
Updates for December 2023 – (60,202) = 32.7% of volume / November 31.5% = +1.2% (Increase the month before)



Locate Requests for NC

YTD 2023 vs 2022



MTD December 2023 – 184,086 / 2022 – 171,186 = +7.54%

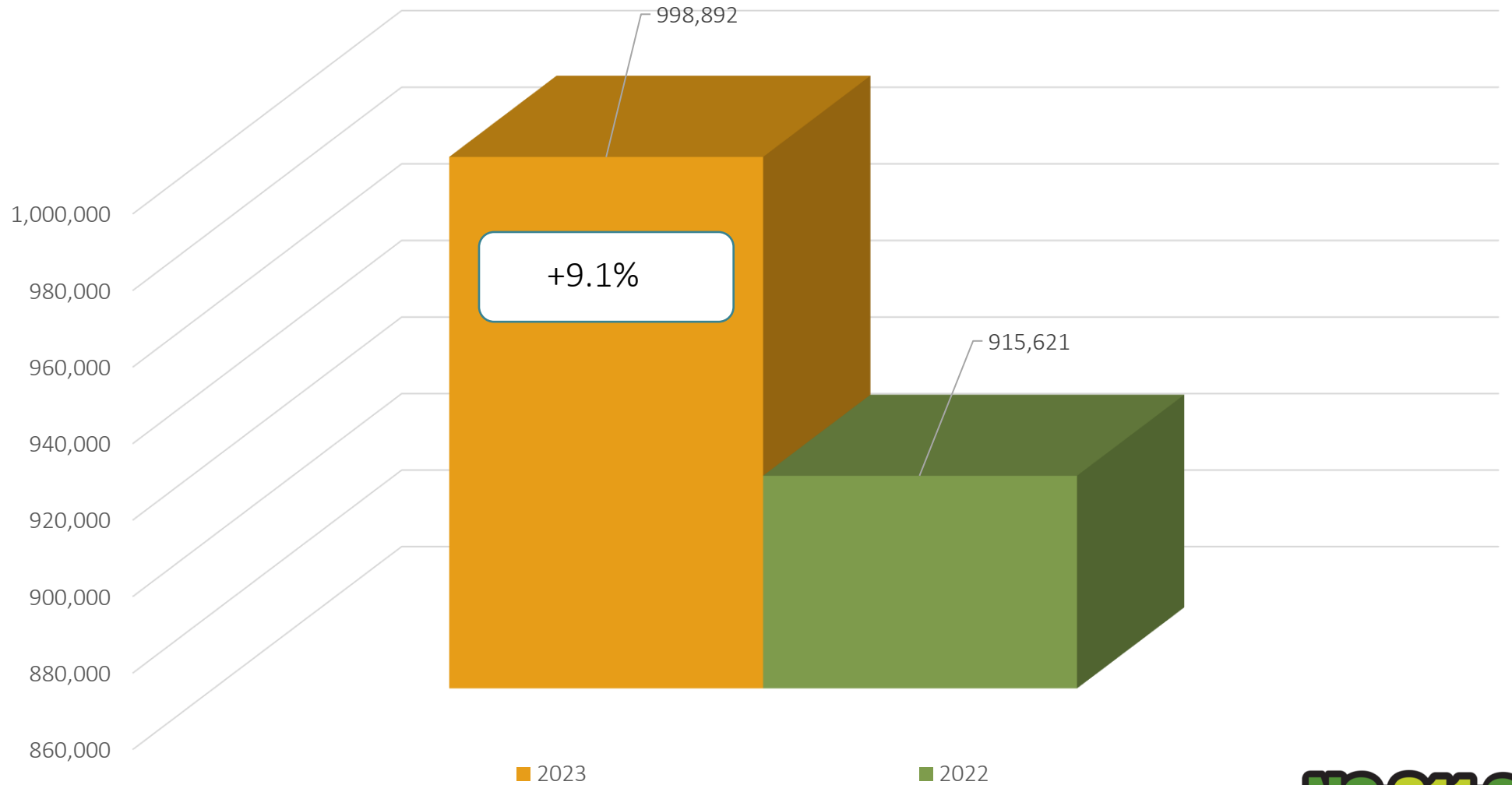

YTD 2023 – 2,677,733 / 2022 – 2,497,873 = +7.2 %

Updates for December 2023 – (60,202) = 32.7% of volume / November 31.5% = +1.2% (Increase the month before)



Transmissions for NC

December 2023 vs 2022

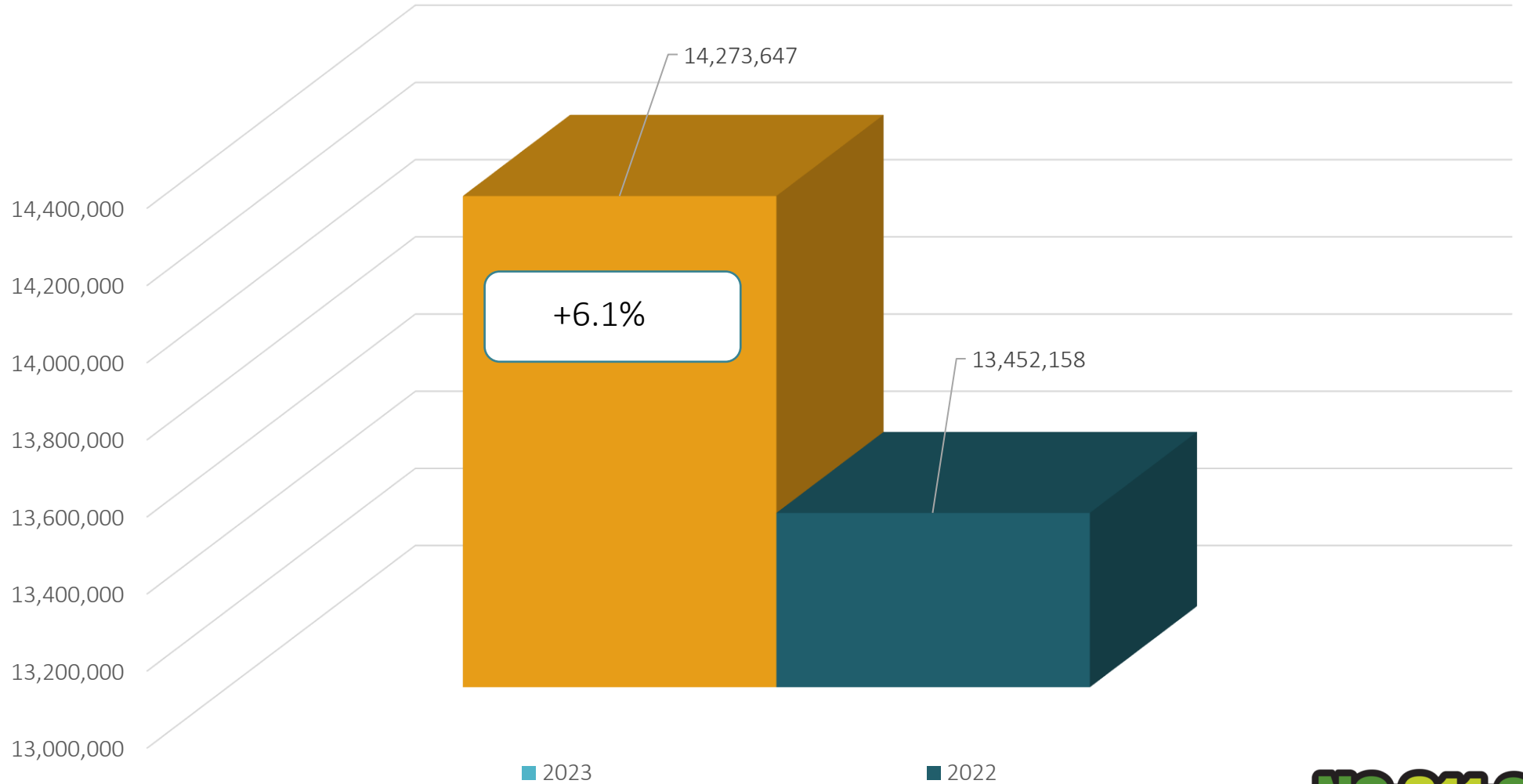



Transmissions MTD 2023 – 998,892 / 2022 – 915,621 = +9.1%
Transmissions YTD 2023 – 14,273,647 / 2022 – 13,452,158 = +6.1%



Transmissions for NC

YTD 2023 vs 2022



Transmissions MTD 2023 – 998,892 / 2022 – 915,621 = +9.1%
Transmissions YTD 2023 – 14,273,647 / 2022 – 13,452,158 = +6.1%



COUNTY TICKET VOLUME

2023 VS 2022

Guilford	3 HR	CNCL	NEW	RXMT	UPDT	TOTAL Tickets
2022	217	54	4004	102	3126	7503
2023	593	65	4888	275	2785	8606
+/- Var	173.3%	100.0%	22.1%	169.6%	-10.9%	14.7%
			Avg Locates per Day			453

COUNTY TICKET VOLUME

YTD VS PREVIOUS
YEAR

Guilford	3 HR	CNCL	NEW	RXMT	UPDT	TOTAL Tickets
2022	4148	1067	69454	2171	42163	119003
2023	5986	1080	69307	2702	38300	117375
+/- Var	44.3%	1.2%	-0.2%	24.5%	-9.2%	-1.4%
			Avg Locates per Day			471

COUNTY TICKET DISTRIBUTION

County/Place	Dec
GUILFORD	8606
ARCHDALE	4
BROWNS SUMMIT	98
BURLINGTON	60
CLIMAX	42
COLFAX	48
GIBSONVILLE	226
GREENSBORO	5279
GUILFORD	6
HIGH POINT	1273
JAMESTOWN	496
JULIAN	21
KERNERSVILLE	57
MCLEANSVILLE	62
OAK RIDGE	323
PLEASANT GARDEN	139
STOKESDALE	103
SUMMERFIELD	171
WHITSETT	178

Top 10 Callers for -



Guilford	Name	Totals
1	UTILITY LINES CONSTRUCTION SERVICES, INC	560
2	AT&T UTILITY OPERATIONS	462
3	G H L SERVICES, INC	460
4	J & J UNDERGROUND UTILITIES, LLC	447
5	NATIONAL ONDEMAND	442
6	BORE TECH UTILITIES, INC	344
7	SOUTHEAST CONNECTIONS, LLC	312
8	ELITE UNDERGROUND UTILITY	310
9	PIKE ELECTRIC	254
10	EVERGREEN LANDSCAPING & MAINTENANCE, INC	248

DAMAGES



DIRT Damage Information
Reporting Tool

Damages Reported for December



NC-Alamance	18
NC-Alexander	3
NC-Anson	3
NC-Bladen	1
NC-Brunswick	5
NC-Buncombe	12
NC-Burke	3
NC-Cabarrus	4
NC-Caldwell	1
NC-Carteret	2
NC-Catawba	8
NC-Chatham	18
NC-Cherokee	1
NC-Clay	1
NC-Cleveland	6
NC-Columbus	2
NC-Craven	8
NC-Cumberland	25
NC-Currituck	2
NC-Dare	7
NC-Davidson	7
NC-Davie	2

NC-Duplin	1
NC-Durham	47
NC-Edgecombe	1
NC-Forsyth	32
NC-Franklin	7
NC-Gaston	26
NC-Graham	1
NC-Granville	3
NC-Greene	2
NC-Guilford	51
NC-Harnett	18
NC-Henderson	6
NC-Hertford	6
NC-Hoke	2
NC-Iredell	19
NC-Johnston	15
NC-Lee	6
NC-Lincoln	4
NC-McDowell	2
NC-Mecklenburg	158
NC-Moore	14
NC-Nash	4
NC-New Hanover	14
NC-Onslow	15
NC-Orange	68

NC-Pamlico	1
NC-Pender	3
NC-Perquimans	2
NC-Person	2
NC-Pitt	5
NC-Polk	1
NC-Randolph	7
NC-Robeson	2
NC-Rockingham	8
NC-Rowan	10
NC-Rutherford	3
NC-Sampson	1
NC-Stokes	1
NC-Surry	1
NC-Union	14
NC-Vance	3
NC-Wake	111
NC-Wayne	8
NC-Wilson	2
NC-Yadkin	2

Grand Total 848

Damages in North Carolina 2022 vs 2023

— 2023 — 2022

