
NC811 MONTHLY UPDATE

JANUARY 2024



HALIFAX- NORTHAMPTON UCC

PRESENTED BY
PARRISH REDDICK





A copy of this presentation is available at
www.ncucc.org

If this meeting was virtual or hybrid, a video is available on ncucc.org. Go to County UCC's.

The video will be listed under the month and year the meeting took place.

ANNOUNCEMENTS

Annual notices are going out via email to update member information by January 31st, 2024. Please update any information including maps to stay current as possible.



Contact Lesley Brouillard in Member Services at Lesley@nc811.org if you have any questions.



IMPORTANT DATES



STATE UCC

Tuesday, Jan 9
8:00 am

NC811 Events Center,
Greensboro

NCLRPC

Wednesday, Jan. 17
11 am

NC811 Events Center,
Greensboro

Visit <https://ncucc.org>
for meeting link

BOARD

Friday, Jan 19
8:00 am

Grandover Resort,
Greensboro

Contact

NCUDPRB

Tuesday, Jan 23
10 am

Visit
<https://udprb.nc.gov>

for location info
Stephanie Brown for
details.
stephanie@nc811.org


CALENDAR

NC811 & NCUCC event calendars can be found on nc811.org or the nc811 app



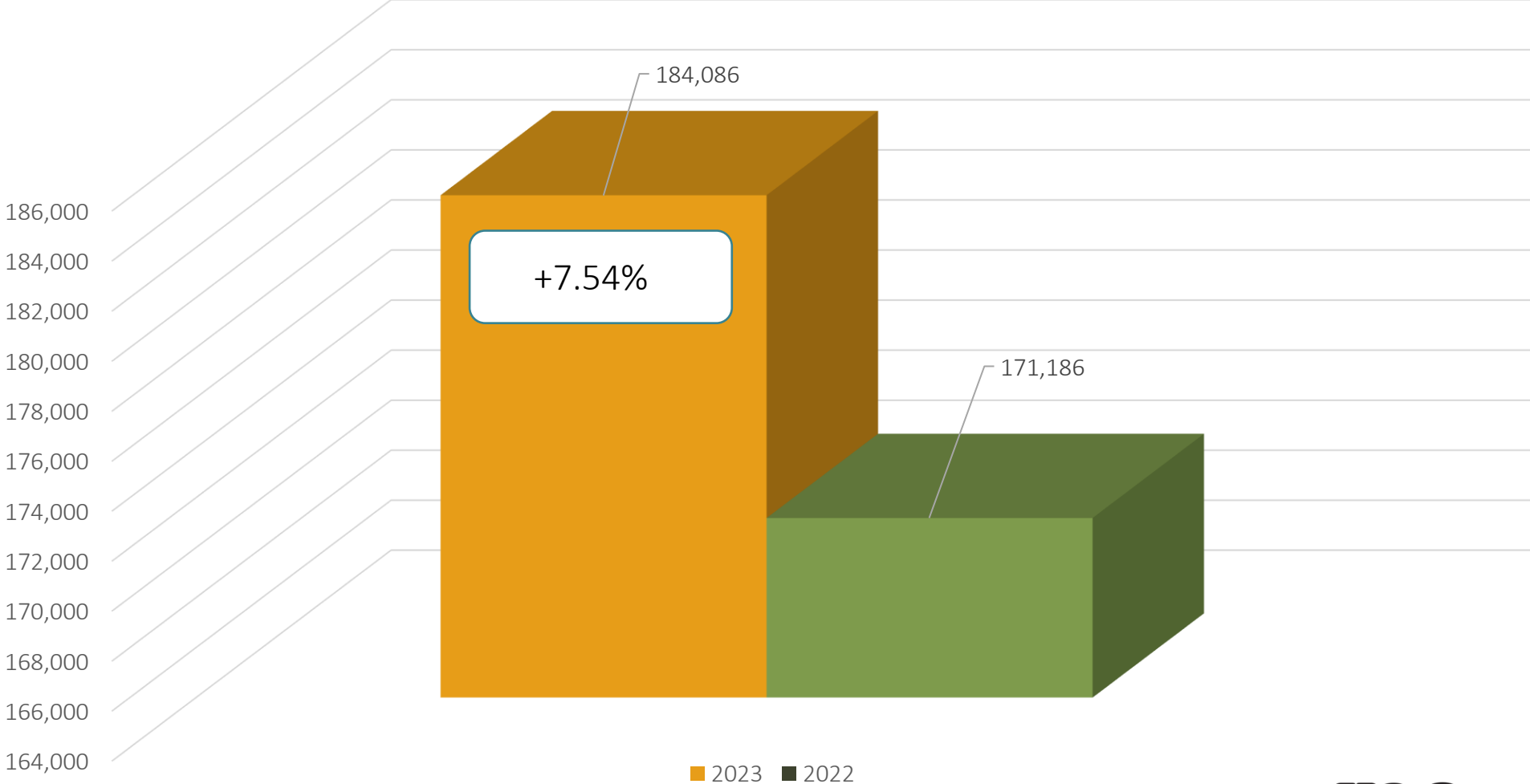
DATA INSIGHTS

Locate Request, Transmissions,
County ticket volume and distribution



Locate Requests for NC

December 2023 vs 2022

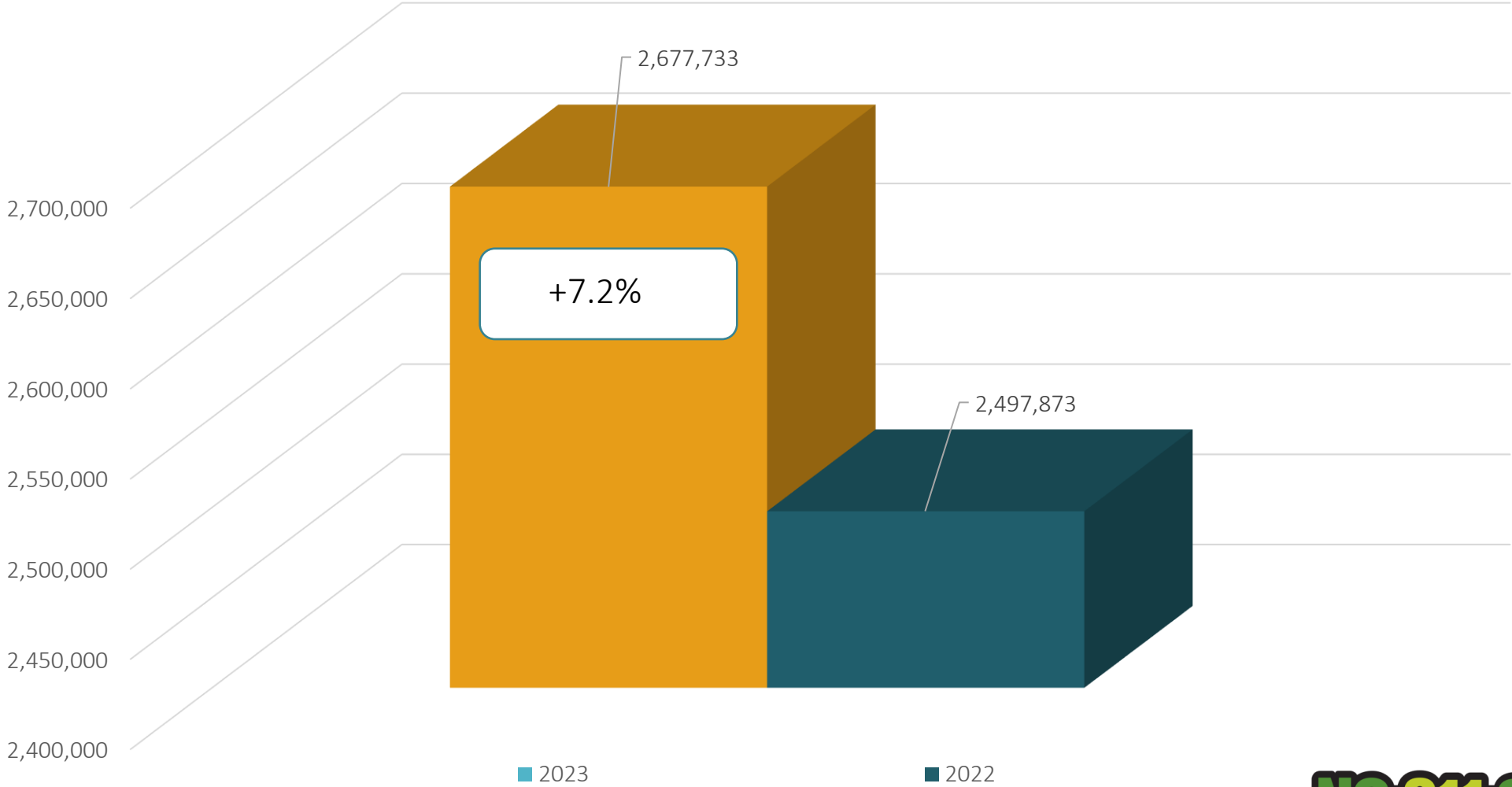


MTD December 2023 – 184,086 / 2022 – 171,186 = +7.54%
YTD 2023 – 2,677,733 / 2022 – 2,497,873 = +7.2 %
Updates for December 2023 – (60,202) = 32.7% of volume / November 31.5% = +1.2% (Increase the month before)



Locate Requests for NC

YTD 2023 vs 2022



MTD December 2023 – 184,086 / 2022 – 171,186 = +7.54%

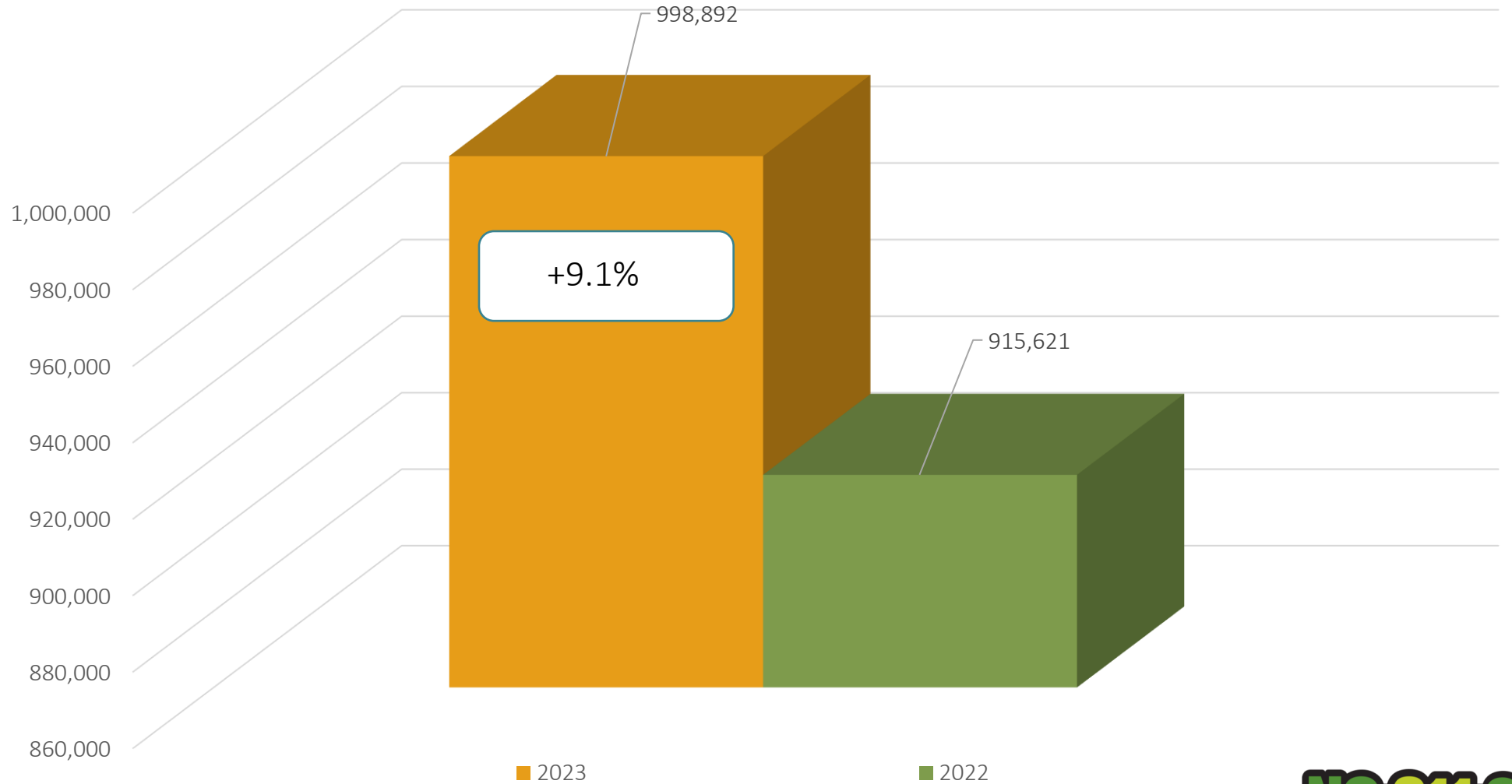

YTD 2023 – 2,677,733 / 2022 – 2,497,873 = +7.2 %

Updates for December 2023 – (60,202) = 32.7% of volume / November 31.5% = +1.2% (Increase the month before)



Transmissions for NC

December 2023 vs 2022

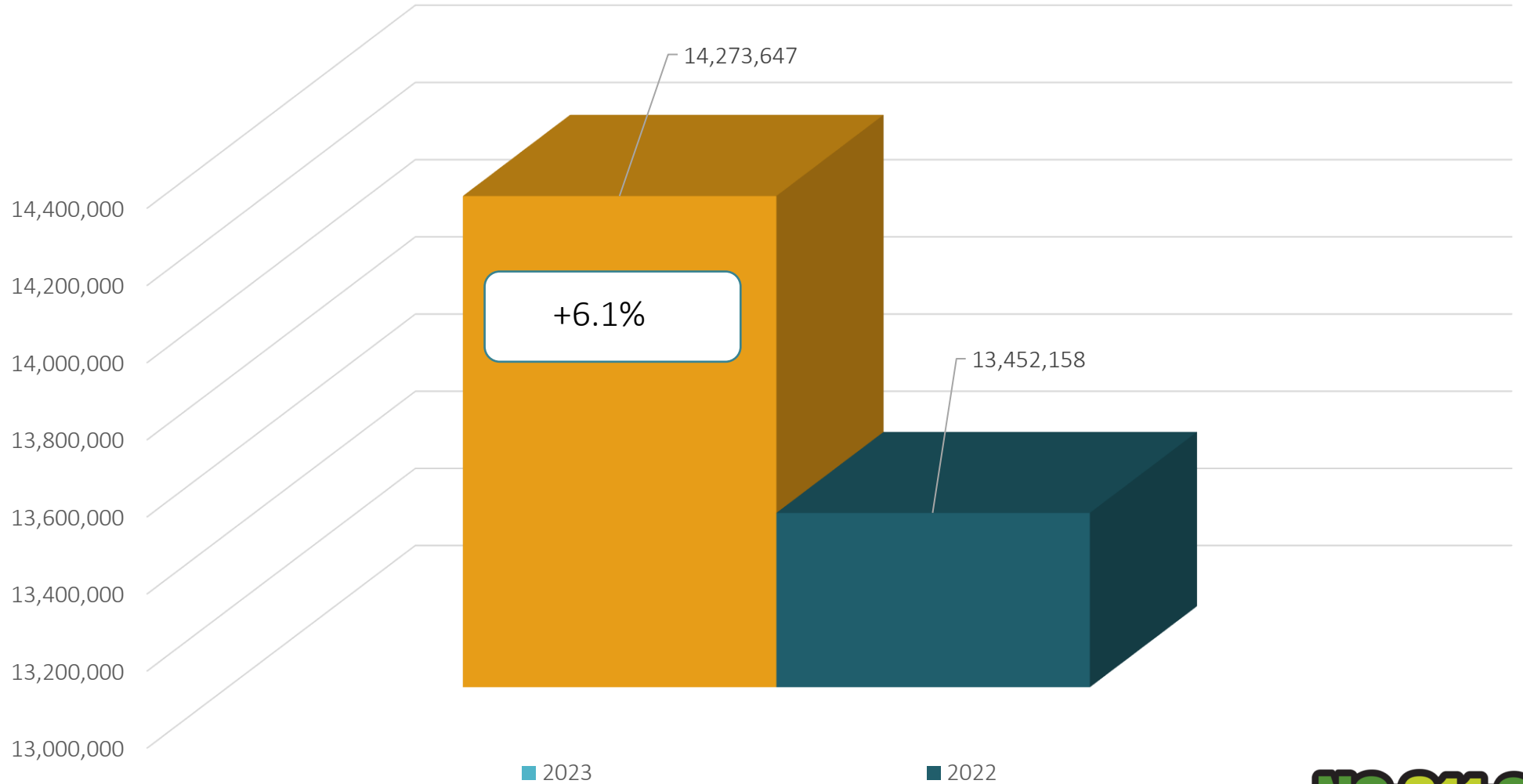



Transmissions MTD 2023 – 998,892 / 2022 – 915,621 = +9.1%
Transmissions YTD 2023 – 14,273,647 / 2022 – 13,452,158 = +6.1%



Transmissions for NC

YTD 2023 vs 2022



Transmissions MTD 2023 – 998,892 / 2022 – 915,621 = +9.1%
Transmissions YTD 2023 – 14,273,647 / 2022 – 13,452,158 = +6.1%



COUNTY TICKET VOLUME

2023 VS 2022

Halifax	3 HR	CNCL	NEW	RXMT	UPDT	TOTAL Tickets
2022	6	5	244	7	105	367
2023	10	0	255	4	70	339
+/- Var	66.7%	100.0%	4.5%	-42.9%	-33.3%	-7.6%
			Avg Locates per Day			18

COUNTY TICKET VOLUME

2023 VS 2022

Northampton	3 HR	CNCL	NEW	RXMT	UPDT	TOTAL Tickets
2022	9	0	73	2	68	152
2023	4	5	134	9	335	487
+/- Var	-55.6%	100.0%	83.6%	350.0%	392.6%	220.4%
			Avg Locates per Day			26

COUNTY TICKET VOLUME

YTD VS PREVIOUS
YEAR

Halifax	3 HR	CNCL	NEW	RXMT	UPDT	TOTAL Tickets
2022	134	46	4294	109	2823	7406
2023	178	72	4579	100	1615	6544
+/- Var	32.8%	56.5%	6.6%	-8.3%	-42.8%	-11.6%
			Avg Locates per Day			26

COUNTY TICKET VOLUME

YTD VS PREVIOUS
YEAR

Northampton	3 HR	CNCL	NEW	RXMT	UPDT	TOTAL Tickets
2022	80	14	1617	70	1825	3606
2023	214	71	2485	70	2321	5161
+/- Var	167.5%	407.1%	53.7%	0.0%	27.2%	43.1%
			Avg Locates per Day			21

COUNTY TICKET DISTRIBUTION

County/Place	Dec
HALIFAX	339
ENFIELD	20
HALIFAX	7
HOBGOOD	3
HOLLISTER	35
LITTLETON	41
ROANOKE RAPIDS	202
SCOTLAND NECK	10
WELDON	21

COUNTY TICKET DISTRIBUTION

County/Place	Dec
NORTHAMPTON	487
CONWAY	133
GARYSBURG	72
GASTON	33
HENRICO	23
JACKSON	24
MILWAUKEE	16
PENDLETON	3
PLEASANT GROVE	1
PLEASANT HILL	23
RICH SQUARE	70
SEABOARD	20
WOODLAND	69

Top 10 Callers for -



Halifax	Name	Totals
1	RIGHTMYER MACHINE RENTALS, INC.	34
2	RG COMMUNICATIONS, INC	33
3	NCDOT	30
4	ITG	26
5	LBS UNDERGROUND CONSTRUCTION, LLC	20
6	HALIFAX COUNTY WATER DEPARTMENT	13
7	ROANOKE RAPIDS SANITARY DISTRICT	12
8	M.J. PRICE CONSTRUCTION COMPANY	8
9	DOMINION ENERGY	8
10	FULFORD & JONES	6

Top 10 Callers for -



Northampton	Name	Totals
1	APTUS GROUP	204
2	THALLE CONSTRUCTION	38
3	APTUS	33
4	NIXON CONTRACTING	16
5	GAC ENTERPRISES, LLC	16
6	M & M UNDERGROUND CONSTRUCTION	14
7	DOMINION ENERGY	13
8	KBS CONSTRUCTION COMPANY, LLC	10
9	RG COMMUNICATIONS, INC	9
10	NORTHAMPTON COUNTY PUBLIC WORKS	7

DAMAGES



DIRT Damage Information
Reporting Tool

Damages Reported for December



NC-Alamance	18
NC-Alexander	3
NC-Anson	3
NC-Bladen	1
NC-Brunswick	5
NC-Buncombe	12
NC-Burke	3
NC-Cabarrus	4
NC-Caldwell	1
NC-Carteret	2
NC-Catawba	8
NC-Chatham	18
NC-Cherokee	1
NC-Clay	1
NC-Cleveland	6
NC-Columbus	2
NC-Craven	8
NC-Cumberland	25
NC-Currituck	2
NC-Dare	7
NC-Davidson	7
NC-Davie	2

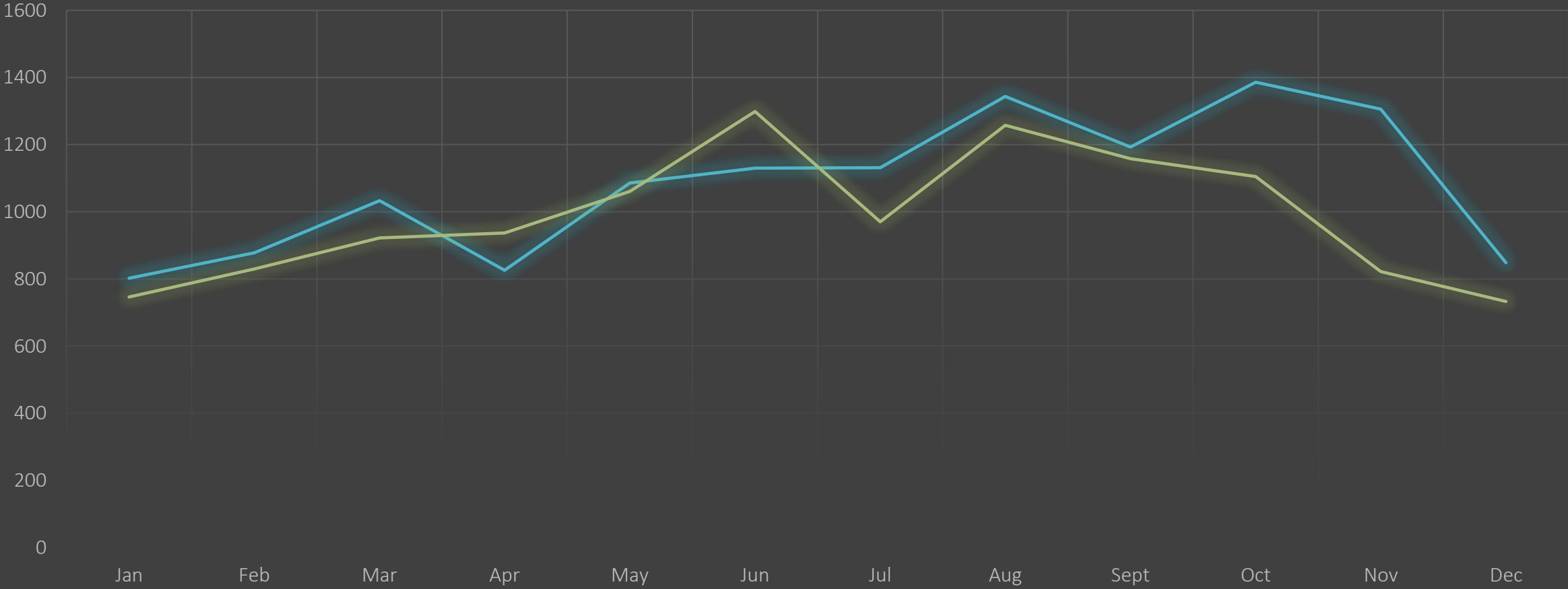
NC-Duplin	1
NC-Durham	47
NC-Edgecombe	1
NC-Forsyth	32
NC-Franklin	7
NC-Gaston	26
NC-Graham	1
NC-Granville	3
NC-Greene	2
NC-Guilford	51
NC-Harnett	18
NC-Henderson	6
NC-Hertford	6
NC-Hoke	2
NC-Iredell	19
NC-Johnston	15
NC-Lee	6
NC-Lincoln	4
NC-McDowell	2
NC-Mecklenburg	158
NC-Moore	14
NC-Nash	4
NC-New Hanover	14
NC-Onslow	15
NC-Orange	68

NC-Pamlico	1
NC-Pender	3
NC-Perquimans	2
NC-Person	2
NC-Pitt	5
NC-Polk	1
NC-Randolph	7
NC-Robeson	2
NC-Rockingham	8
NC-Rowan	10
NC-Rutherford	3
NC-Sampson	1
NC-Stokes	1
NC-Surry	1
NC-Union	14
NC-Vance	3
NC-Wake	111
NC-Wayne	8
NC-Wilson	2
NC-Yadkin	2

Grand Total 848

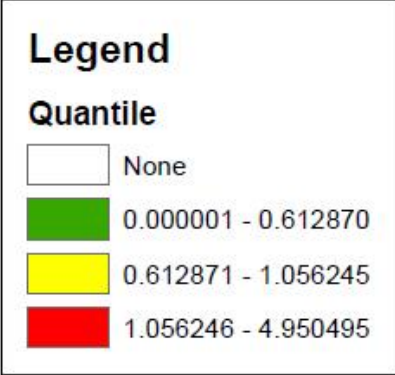
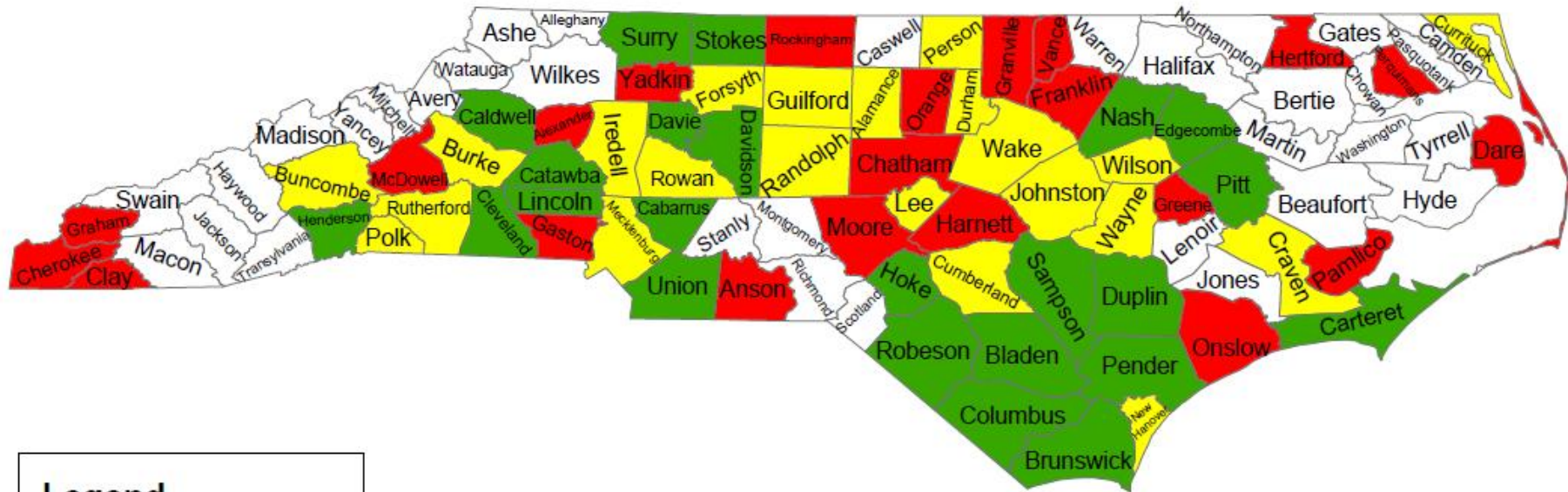
Damages in North Carolina 2022 vs 2023

— 2023 — 2022



Damages Per Transmissions

December 2023



UCC Sign-In Sheet

County: Halifax-Northampton Date: 1 / 17 / 2024

Name	Company	Email	Phone Number
Parrish Reddick	NC 811	Parrish@nc811.org	336-707-4528
Justin Andrews	PNG	Justin.Andrews@duke-energy.com	252-567-8801
Daniel Merritt	NC DOT	dsmerritt@ncdot.gov	252-482-1877
Kyle Pleasant	NC DOT Div 4	Kapleasant@ncdot.gov	252-640-6403

online