



HAPPY

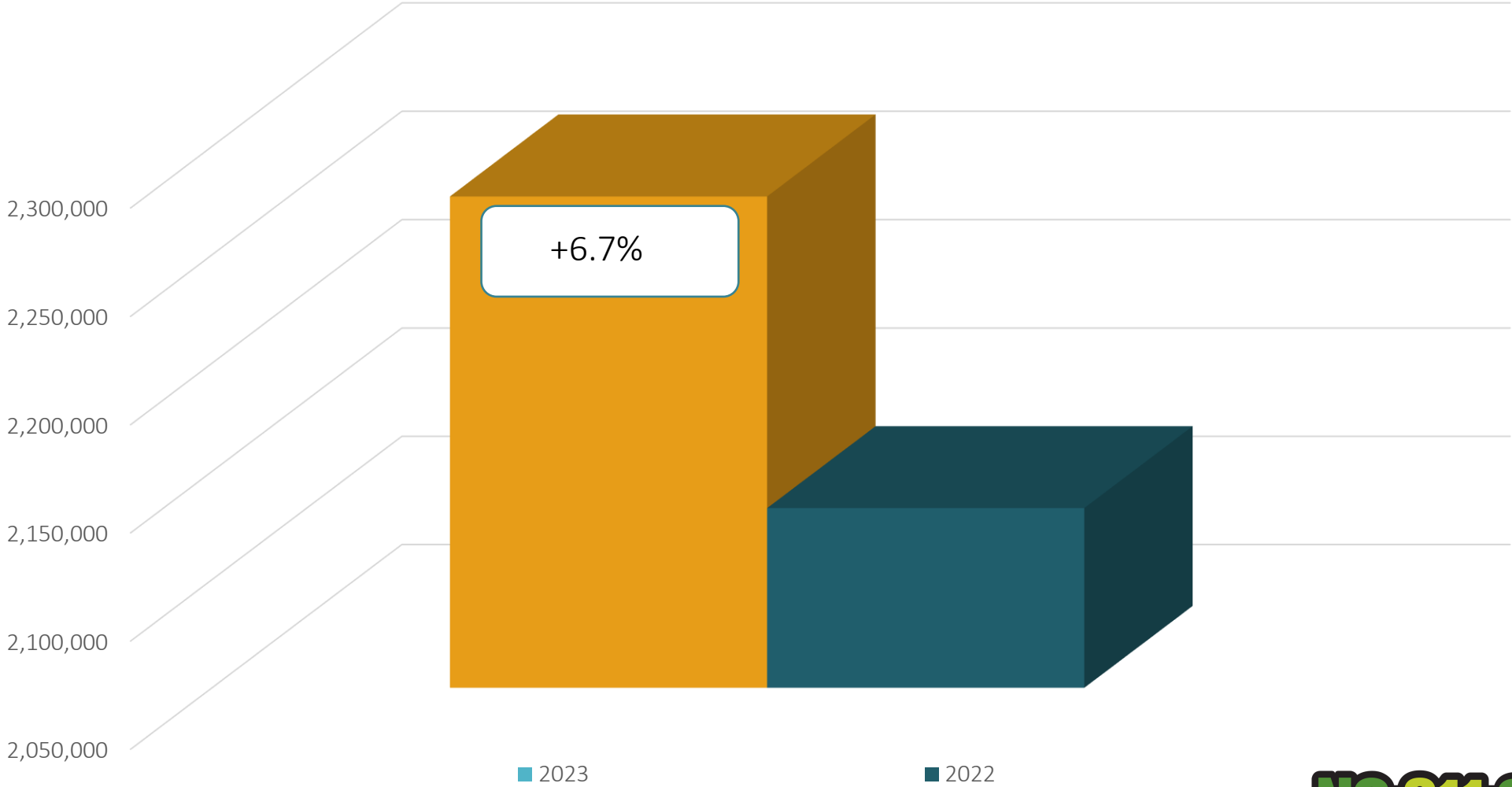
Thanksgiving

Hoke/Scotland UCC

November 2023

Locate Requests for NC

YTD 2023 vs 2022

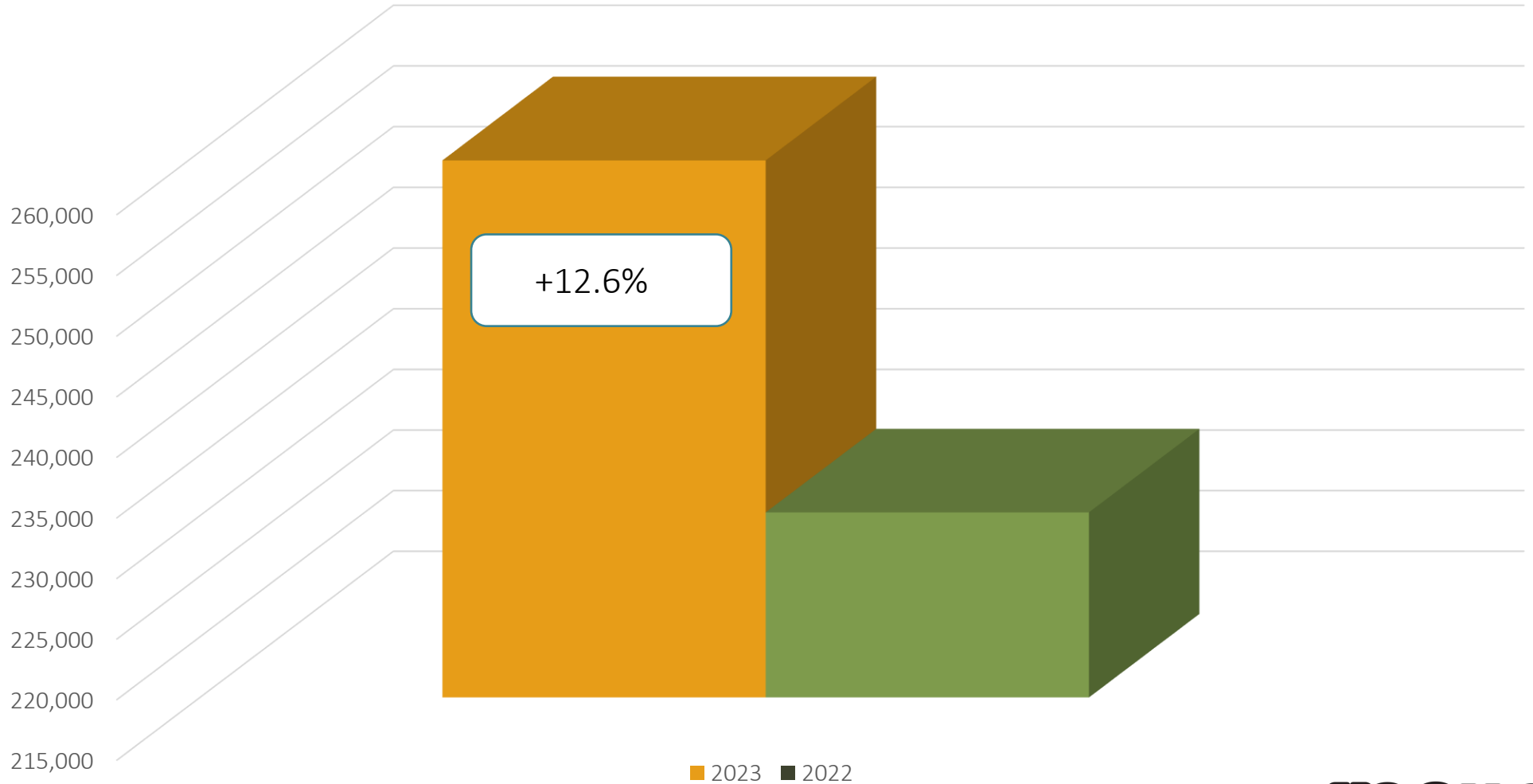


MTD October 2023 – 259,285 / 2022 - 230,273= +12.6%
YTD 2023 – 2,276,908 / 2022 – 2,133,045= +6.7%
Updates for Oct 2023 – (76,043) = 29.3% of volume / Sept. 29.2% = +.1% (Increase the month before)



Locate Requests for NC

October 2023 vs 2022



MTD October 2023 – 259,285 / 2022 - 230,273= +12.6%

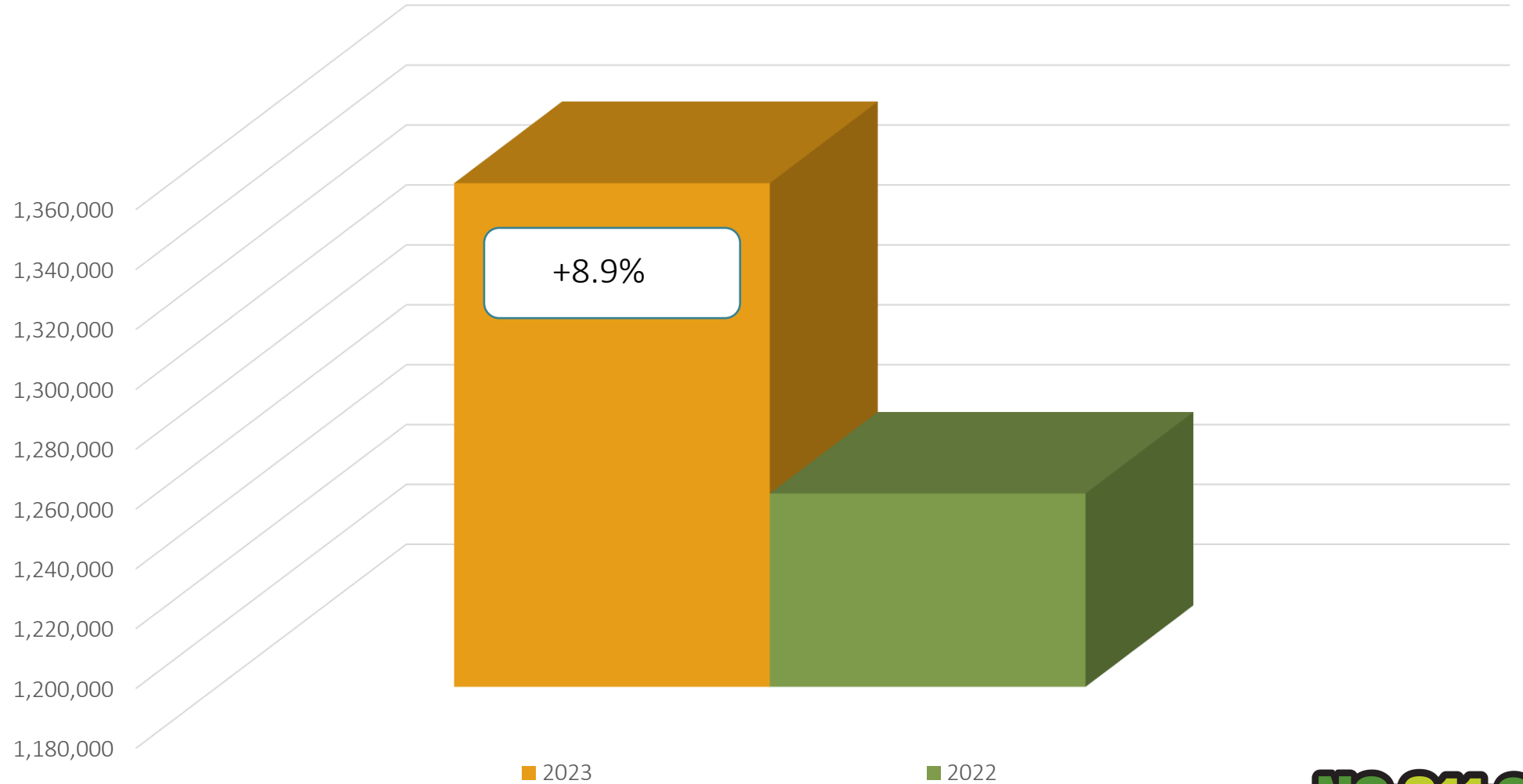
YTD 2023 – 2,276,908 / 2022 – 2,133,045= +6.7%

Updates for Oct 2023 – (76,043) = 29.3% of volume / Sept. 29.2% = +.1% (Increase the month before)



Transmissions for NC

October 2023 vs 2022

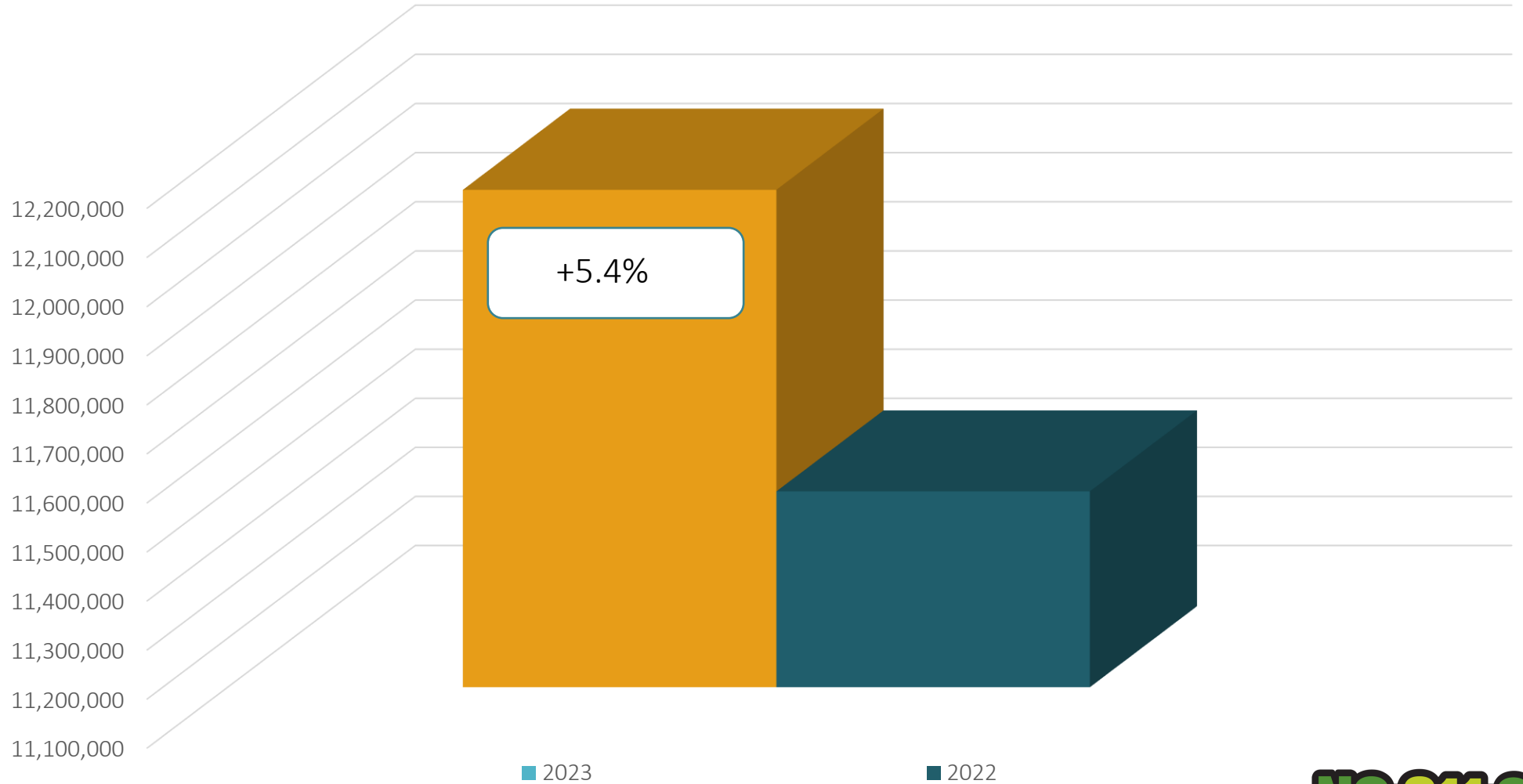


Transmissions MTD 2023 – 1,355,717 / 2022 – 1,244,657= +8.9%
Transmissions YTD 2023 – 12,120,683/ 2022 – 11,499,223 = +5.4%



Transmissions for NC

YTD 2023 vs 2022



Transmissions MTD 2023 – 1,355,717 / 2022 – 1,244,657 = +8.9%
Transmissions YTD 2023 – 12,120,683 / 2022 – 11,499,223 = +5.4%



County Ticket Volume

October 2023 vs 2022

	3 HR	CNCL	NEW	RXMT	UPDT	TOTAL Tickets
2022	41	2	1020	6	150	1219
2023	31	11	987	4	158	1191
	-24.4%	450.0%	-3.2%	-33.3%	5.3%	-2.3%
				Locates per day		54

County Ticket Volume

October 2023 vs 2022



	3 HR	CNCL	NEW	RXMT	UPDT	TOTAL Tickets
2022	2	5	217	1	167	392
2023	4	4	391	4	245	648
	100.0%	-20.0%	80.2%	300.0%	46.7%	65.3%
				Locates per day		29

County Ticket Volume

YTD vs Previous Year



	3 HR	CNCL	NEW	RXMT	UPDT	TOTAL Tickets
2022	160	69	7561	102	1486	9378
2023	446	128	9561	131	1728	11994
	178.8%	85.5%	26.5%	28.4%	16.3%	27.9%

County Ticket Volume

YTD vs Previous Year



	3 HR	CNCL	NEW	RXMT	UPDT	TOTAL Tickets
2022	27	28	2153	71	1012	3291
2023	76	48	2704	56	1268	4152
+/- Var	181.5%	71.4%	25.6%	-21.1%	25.3%	26.2%

County Ticket Distribution



HOKE	1191
ANTIOCH	61
ARABIA	7
ASHLEY HEIGHTS	46
BOWMORE	1
DUNDARRACH	7
FIVE POINTS	10
HILLCREST	1
MCFARLAND	2
RAEFORD	1021
RED SPRINGS	15
ROCKFISH	17
SILVER CITY	3

County Ticket Distribution



SCOTLAND	648
EAST LAURINBURG	1
GIBSON	132
LAUREL HILL	230
LAURINBURG	248
MAXTON	6
WAGRAM	31

Damages reported for October

Grand Total 1386

NC-Alamance	37
NC-Alexander	2
NC-Anson	1
NC-Ashe	1
NC-Bladen	6
NC-Brunswick	28
NC-Buncombe	30
NC-Burke	9
NC-Cabarrus	30
NC-Caldwell	4
NC-Carteret	7
NC-Catawba	22
NC-Chatham	11
NC-Chowan	2
NC-Clay	1
NC-Cleveland	9
NC-Columbus	6
NC-Craven	16
NC-Cumberland	41
NC-Currituck	5
NC-Dare	3
NC-Davidson	13

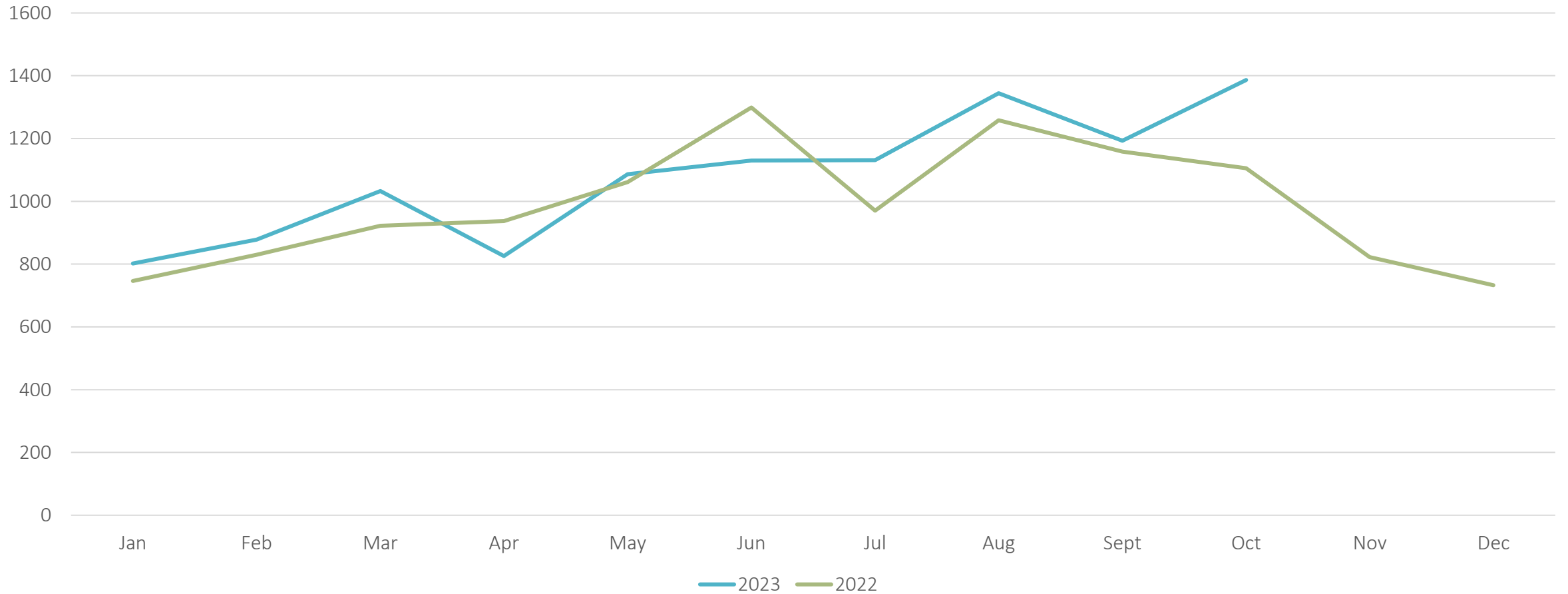
NC-Davie	7
NC-Duplin	4
NC-Durham	69
NC-Edgecombe	2
NC-Forsyth	60
NC-Franklin	6
NC-Gaston	38
NC-Gates	4
NC-Granville	5
NC-Greene	3
NC-Guilford	53
NC-Harnett	42
NC-Haywood	2
NC-Henderson	22
NC-Hoke	3
NC-Iredell	30
NC-Johnston	13
NC-Jones	1
NC-Lee	15
NC-Lenoir	6
NC-Lincoln	6
NC-Macon	2
NC-Madison	1
NC-McDowell	3
NC-Mecklenburg	202

NC-Montgomery	2
NC-Moore	9
NC-Nash	5
NC-New Hanover	21
NC-Northampton	3
NC-Onslow	14
NC-Orange	64
NC-Pasquotank	1
NC-Pender	8
NC-Person	3
NC-Pitt	18
NC-Polk	1
NC-Randolph	12
NC-Richmond	1
NC-Robeson	3
NC-Rockingham	9
NC-Rowan	17
NC-Rutherford	5
NC-Scotland	4
NC-Stanly	2
NC-Stokes	3
NC-Transylvania	3
NC-Union	34
NC-Vance	2
NC-Wake	235

NC-Warren	1
NC-Washington	1
NC-Wayne	12
NC-Wilkes	1
NC-Wilson	6
NC-Yadkin	2
NC-Yancey	1



Damages in North Carolina 2022 vs 2023



Top 10 Callers for -



1	RG COMMUNICATIONS, INC	217
2	WG UNDERGROUND	109
3	RLC	79
4	CAVO BROADBAND COMMUNICATIONS, LLC	57
5	CINTERRA	57
6	A & L CABLE SERVICES, INC	49
7	MASTEC	45
8	LUMBEE RIVER EMC	44
9	CAROLINAS GEOTECHNICAL GROUP	42
10	H AND H CABLE CONTRACTORS INC	35

Top 10 Callers for -



1	MASTEC	251
2	CHARTER COMMUNICATIONS	121
3	CABLE INSTALLATION SERVICES	49
4	CITY OF LAURINBURG	29
5	METCON CONSTRUCTION	22
6	DUKE ENERGY	16
7	RIOS UNDERGROUND WORK, LLC	14
8	MASTEC	9
9	PIEDMONT NATURAL GAS	9
10	INFINITY CONTRACTORS, INC	8



OUR NC811 EDUCATION TEAM

TAMI GROVES

Southwest Liaison





- A copy of this presentation is available at www.ncucc.org
- If this meeting was virtual or hybrid, a video is available on ncucc.org. Go to County UCC's. The video will be listed under the month and year the meeting took place.