
NC811 MONTHLY UPDATE

JANUARY 2024

WAYNE COUNTY UCC

PRESENTED BY
HOWARD COREY



ANNOUNCEMENTS

Annual notices are going out via email to update member information by January 31st, 2024. Please update any information including maps to stay current as possible.



Contact Lesley Brouillard in Member Services at Lesley@nc811.org if you have any questions.



IMPORTANT DATES



STATE UCC

Tuesday, Jan 9
8:00 am

NC811 Events Center,
Greensboro

NCLRPC

Wednesday, Jan. 17
11 am

NC811 Events Center,
Greensboro

Visit <https://ncucc.org>
for meeting link

BOARD

Friday, Jan 19
8:00 am

Grandover Resort,
Greensboro

Contact

NCUDPRB

Tuesday, Jan 23
10 am

Visit
<https://udprb.nc.gov>

for location info
Stephanie Brown for
details.
stephanie@nc811.org

CALENDAR

NC811 & NCUCC event calendars can be found on nc811.org or the nc811 app



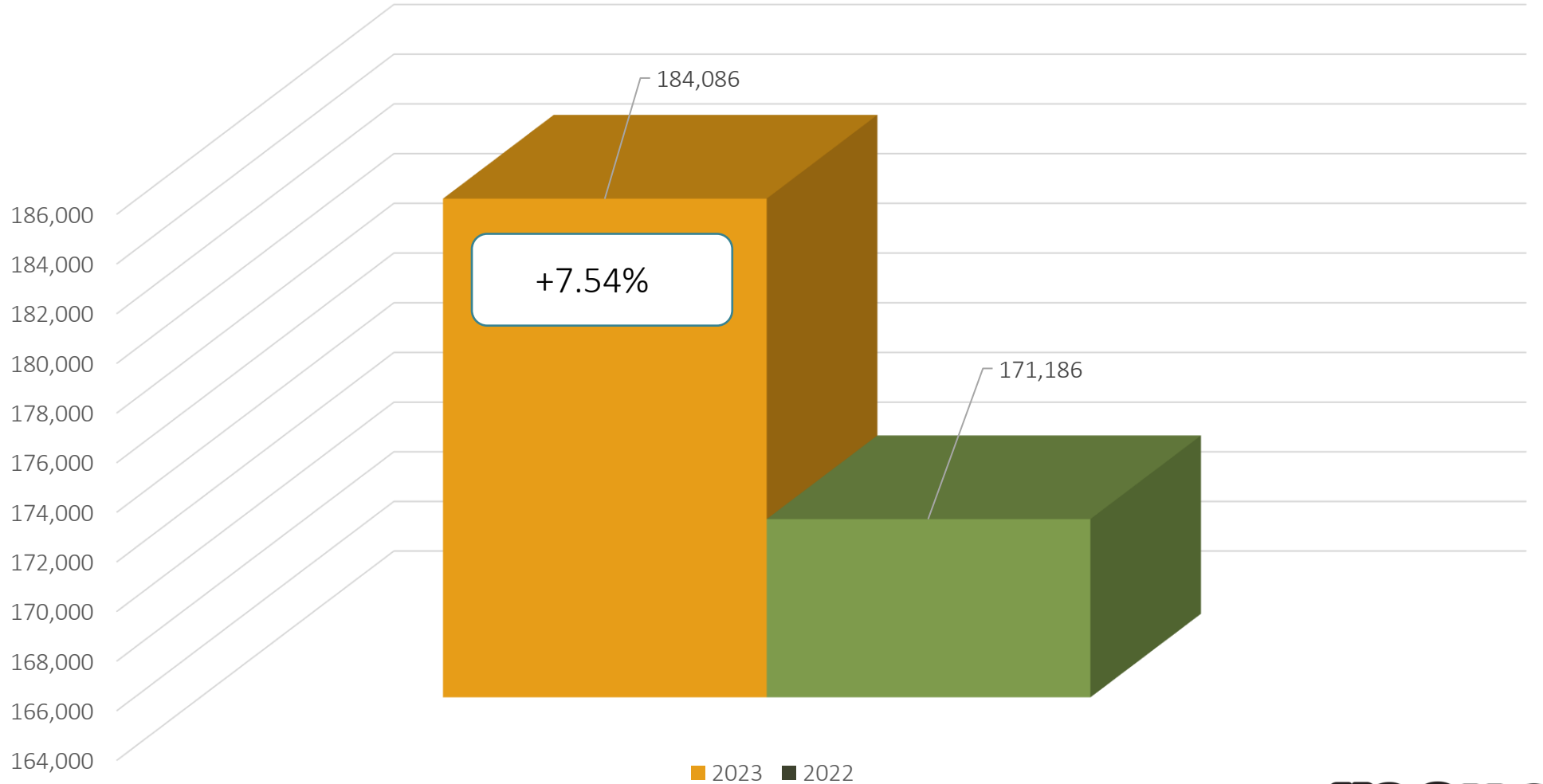

DATA INSIGHTS

Locate Request, Transmissions,
County ticket volume and distribution



Locate Requests for NC

December 2023 vs 2022



MTD December 2023 – 184,086 / 2022 – 171,186 = +7.54%

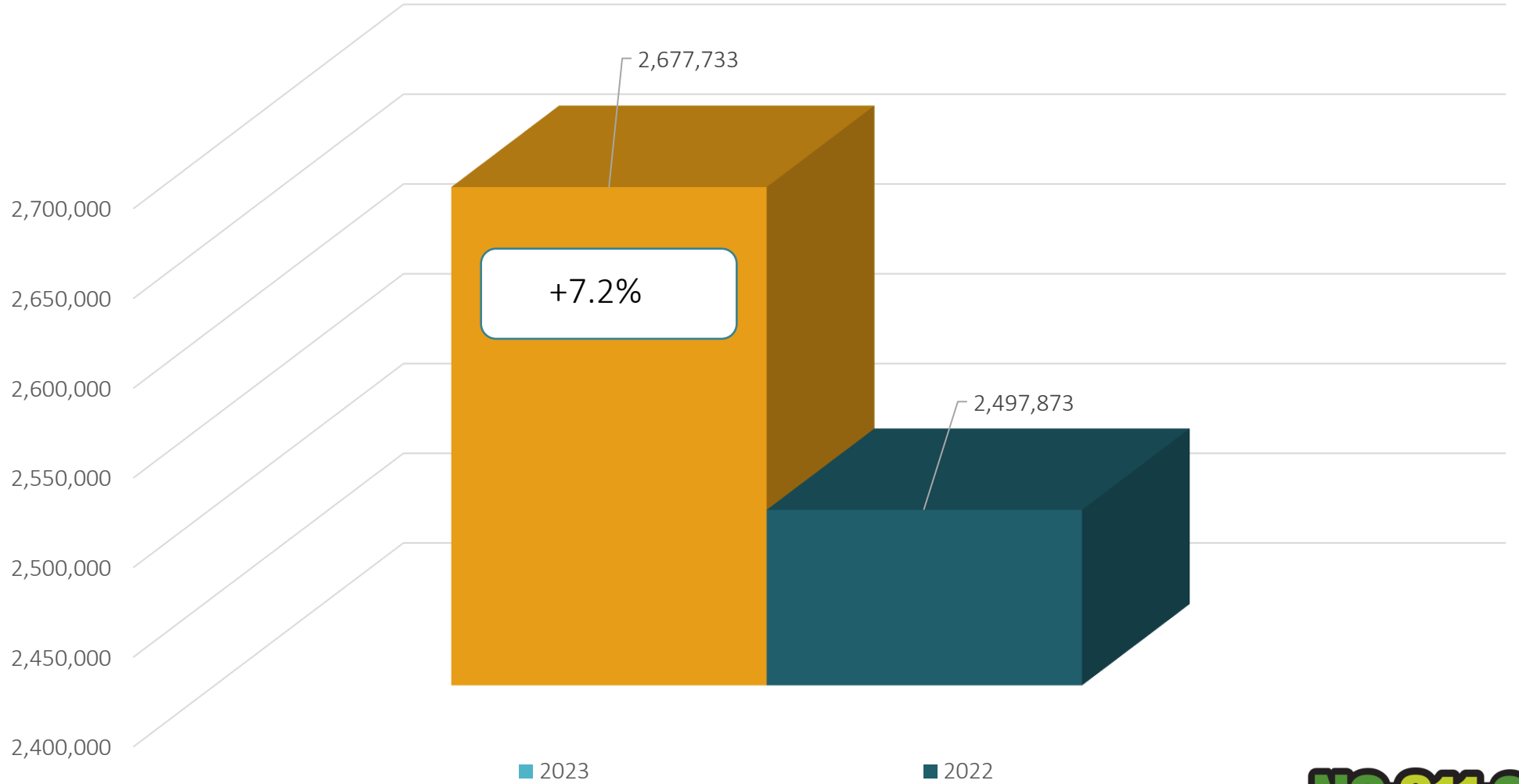

YTD 2023 – 2,677,733 / 2022 – 2,497,873 = +7.2 %

Updates for December 2023 – (60,202) = 32.7% of volume / November 31.5% = +1.2% (Increase the month before)



Locate Requests for NC

YTD 2023 vs 2022



MTD December 2023 – 184,086 / 2022 – 171,186 = +7.54%

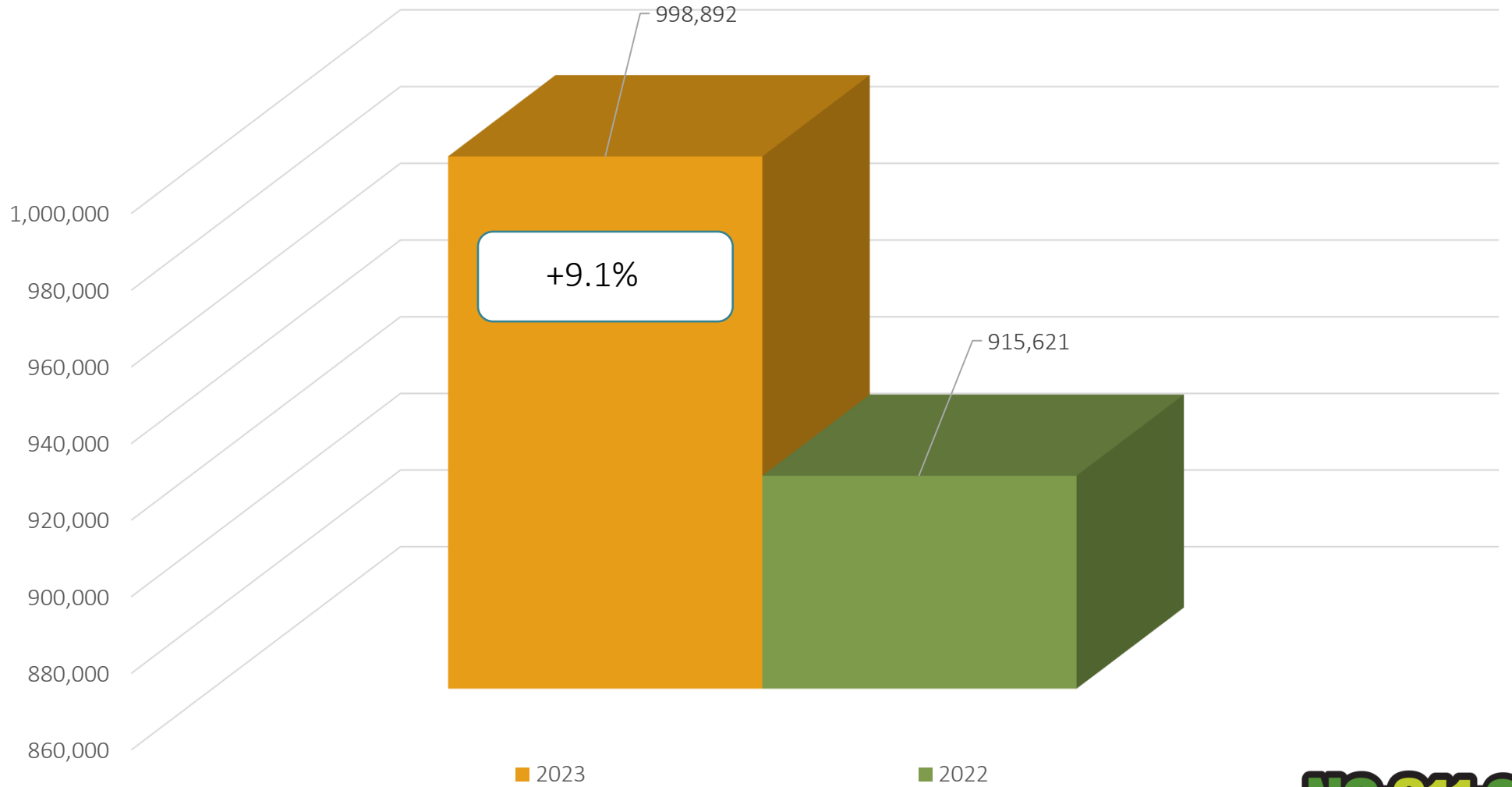

YTD 2023 – 2,677,733 / 2022 – 2,497,873 = +7.2 %

Updates for December 2023 – (60,202) = 32.7% of volume / November 31.5% = +1.2% (Increase the month before)



Transmissions for NC

December 2023 vs 2022

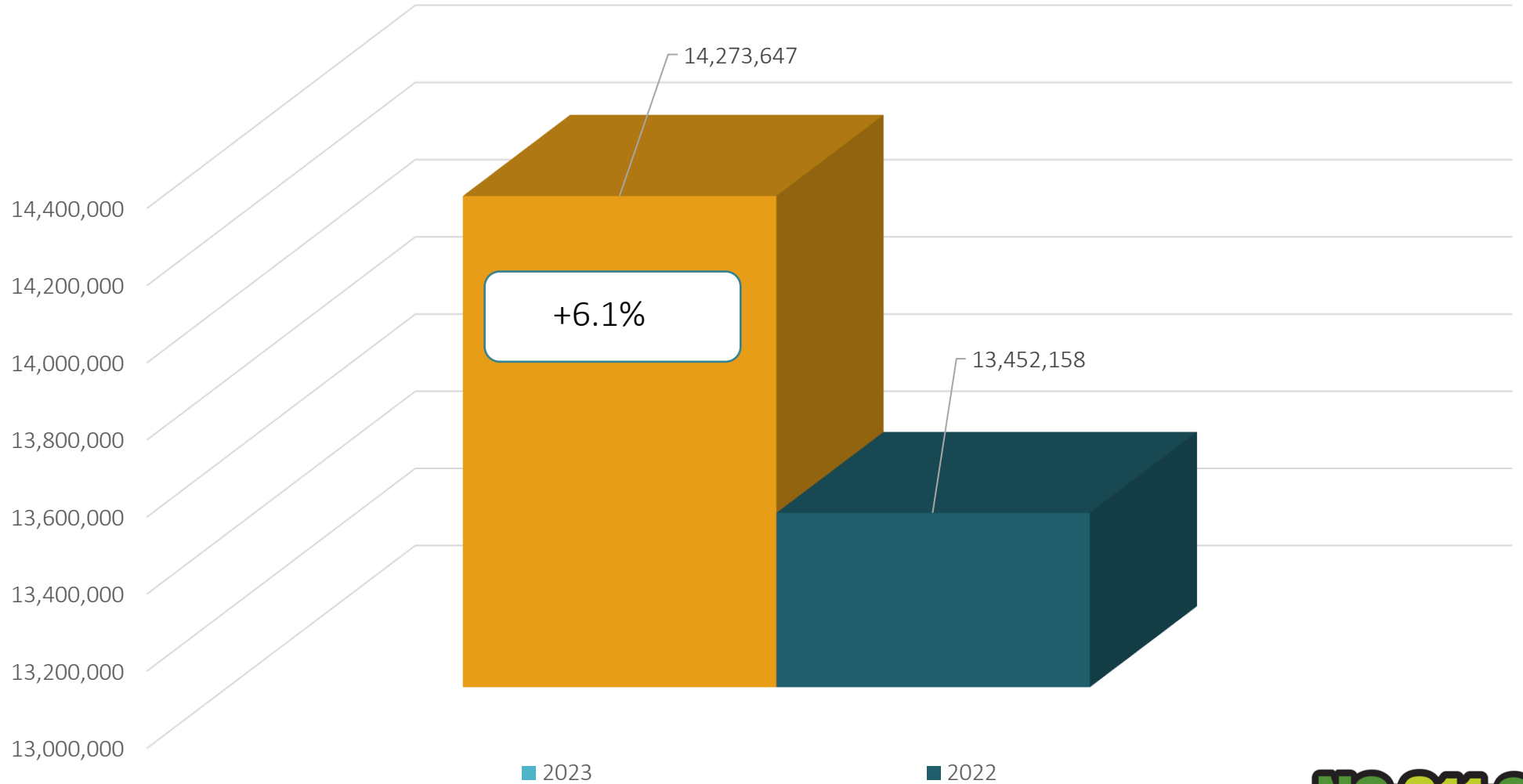



Transmissions MTD 2023 – 998,892 / 2022 – 915,621 = +9.1%
Transmissions YTD 2023 – 14,273,647 / 2022 – 13,452,158 = +6.1%



Transmissions for NC

YTD 2023 vs 2022



Transmissions MTD 2023 – 998,892 / 2022 – 915,621 = +9.1%
Transmissions YTD 2023 – 14,273,647 / 2022 – 13,452,158 = +6.1%



COUNTY TICKET VOLUME

2023 VS 2022



Wayne	3 HR	CNCL	NEW	RXMT	UPDT	TOTAL Tickets
2022	84	28	813	39	479	1443
2023	140	23	1132	33	364	1692
+/- Var	66.7%	-17.9%	39.2%	-15.4%	-24.0%	17.3%
		Avg Locates per Day				89

COUNTY TICKET VOLUME

YTD VS PREVIOUS YEAR



Wayne	3 HR	CNCL	NEW	RXMT	UPDT	TOTAL Tickets
2022	779	144	12372	373	7544	21212
2023	1190	266	14137	420	5966	21979
+/- Var	52.8%	84.7%	14.3%	12.6%	-20.9%	3.6%
		Avg Locates per Day				88

COUNTY TICKET DISTRIBUTION



County/Place	12 Dec
WAYNE	1692
BROGDEN	7
DUDLEY	67
ELROY	3
EUREKA	9
FREMONT	101
GOLDSBORO	1201
GRANTHAM	2
HOPEWELL	1
INDIAN SPRINGS	5
MAR MAC	5
MOUNT OLIVE	48
NAHUNTA	2
NEW HOPE	7

PIKEVILLE	122
PRICETOWN	3
ROSEWOOD	16
SAULSTON	5
SEVEN SPRINGS	11
WALNUT CREEK	77

Top 10 Callers for – Wayne



Rank	Name	Totals
1	MCC UTILITY CONSTRUCTION, LLC	180
2	KNIGHT BROADBAND, LLC	169
3	MASTEC	162
4	F7 UNDERGROUND UTILITIES, INC	107
5	SOUTH COAST RESOLUTIONS	89
6	AT&T UTILITY OPERATIONS	82
7	NP CONSTRUCTION, LLC	78
8	WILLIS CABLE CONSTRUCTION, INC	76
9	N P CONSTRUCTION LLC	65
10	COX EDWARDS COMPANY	62

DAMAGES



DIRT Damage Information
Reporting Tool

Damages Reported for December



NC-Alamance	18
NC-Alexander	3
NC-Anson	3
NC-Bladen	1
NC-Brunswick	5
NC-Buncombe	12
NC-Burke	3
NC-Cabarrus	4
NC-Caldwell	1
NC-Carteret	2
NC-Catawba	8
NC-Chatham	18
NC-Cherokee	1
NC-Clay	1
NC-Cleveland	6
NC-Columbus	2
NC-Craven	8
NC-Cumberland	25
NC-Currituck	2
NC-Dare	7
NC-Davidson	7
NC-Davie	2

NC-Duplin	1
NC-Durham	47
NC-Edgecombe	1
NC-Forsyth	32
NC-Franklin	7
NC-Gaston	26
NC-Graham	1
NC-Granville	3
NC-Greene	2
NC-Guilford	51
NC-Harnett	18
NC-Henderson	6
NC-Hertford	6
NC-Hoke	2
NC-Iredell	19
NC-Johnston	15
NC-Lee	6
NC-Lincoln	4
NC-McDowell	2
NC-Mecklenburg	158
NC-Moore	14
NC-Nash	4
NC-New Hanover	14



NC-Onslow	15
NC-Orange	68
NC-Pamlico	1
NC-Pender	3
NC-Perquimans	2
NC-Person	2
NC-Pitt	5
NC-Polk	1
NC-Randolph	7
NC-Robeson	2
NC-Rockingham	8
NC-Rowan	10
NC-Rutherford	3
NC-Sampson	1
NC-Stokes	1
NC-Surry	1
NC-Union	14
NC-Vance	3
NC-Wake	111
NC-Wayne	8
NC-Wilson	2
NC-Yadkin	2

Grand Total 848

Damages Per Transmissions

December 2023

