





***2024 NASCAR Xfinity Series  
Phoenix Raceway  
Saturday, March 9th***

**NC811 MONTHLY UPDATE  
MARCH 2024**

**CARTERET COUNTY UCC  
PRESENTED BY HOWARD COREY"**

# NEW 811 BANNERS FOR 2024

Pick one up at your local UCC



**APRIL IS  
811 MONTH**



**\$300 Up for grabs!**  
**DARE TO DIG!**

[April is National Safe Digging Month](#) and it's almost time to get digging!! Entering the contest only takes a few minutes and you could win \$300 just by digging a few virtual holes.

<https://nc811.org/dare-to-dig/>

**Contest runs thru April 30<sup>th</sup>.**

# 41st Annual Joint NC/SC Utilities



**Dates:** Tuesday, April 30th, 2024 –  
Friday, May 3, 2024.

**Location:** The conference will be  
held in beautiful Charleston, SC.

**Registration:** Attendee - \$250  
Guest/Spouse - \$150

<https://sc811.com/scucc/#tab-36096>

---

# IMPORTANT DATES



## STATE UCC

Tuesday, March 12th  
10:00 am

4211 Global St, Raleigh,  
NC 27610

Hybrid meeting.  
See ncucc calendar for  
a link

## NCLRPC

Wednesday, March 27th  
11:00 am

NC811 Events Center,  
Greensboro

Visit <https://ncucc.org>  
for meeting link

## BOARD

Friday, April 19th  
8:00 am

Chetola Resort  
Blowing Rock, NC

contact  
Stephanie Brown for  
details.  
[stephanie@nc811.org](mailto:stephanie@nc811.org)

## NCUDPRB

Tuesday, April 23  
10:00 am

NC811 Events Center,  
Greensboro

Visit <https://udprb.nc.gov>  
for location info

---

# CALENDAR

NC811 & NCUCC event calendars can be found on [nc811.org](http://nc811.org) or the nc811 app



# DATA INSIGHTS

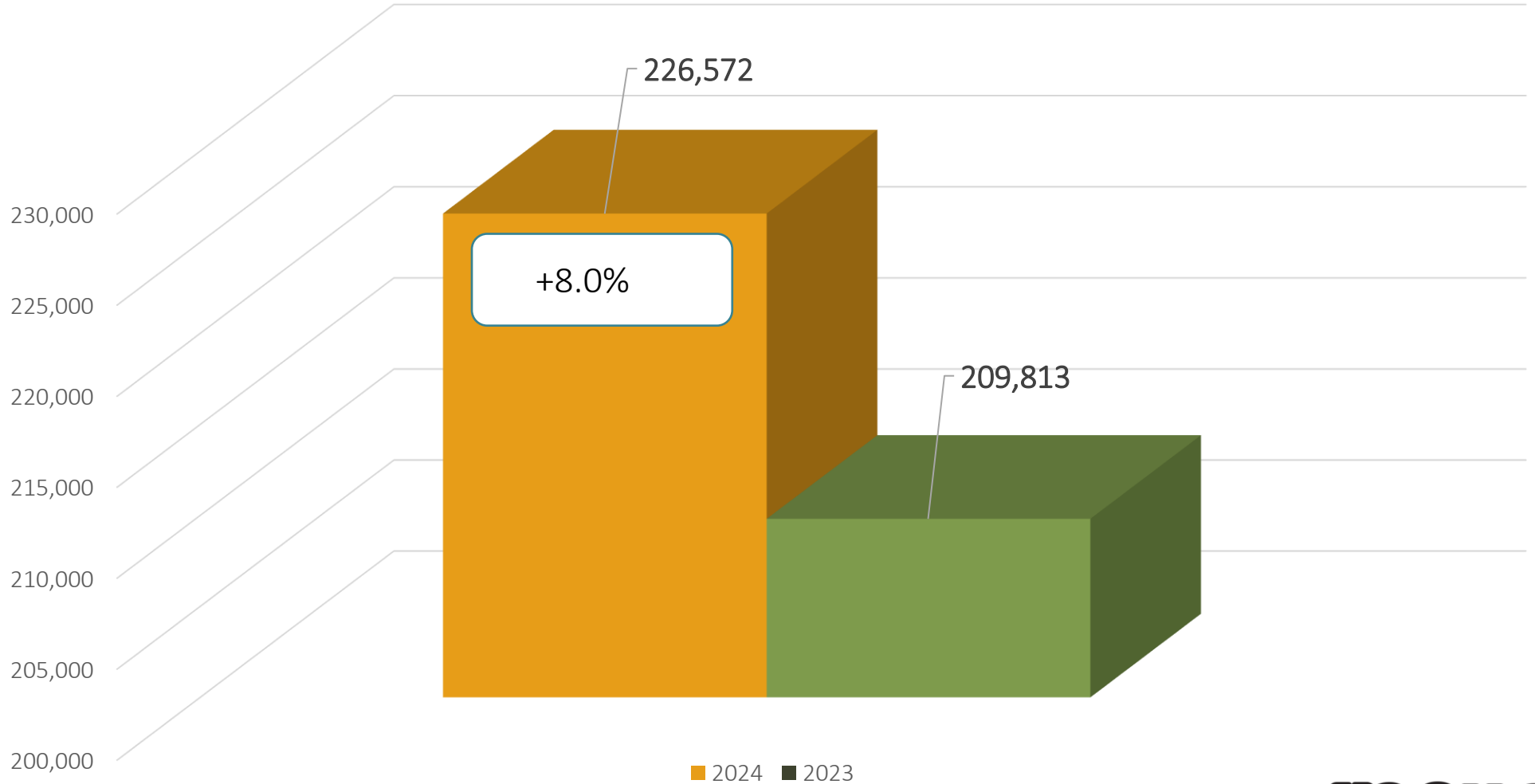

Locate Request, Transmissions,  
County ticket volume and distribution





# Locate Requests for NC

## February 2024 vs 2023



MTD February 2024 – 226,572 / 2023 – 209,813 = +8%

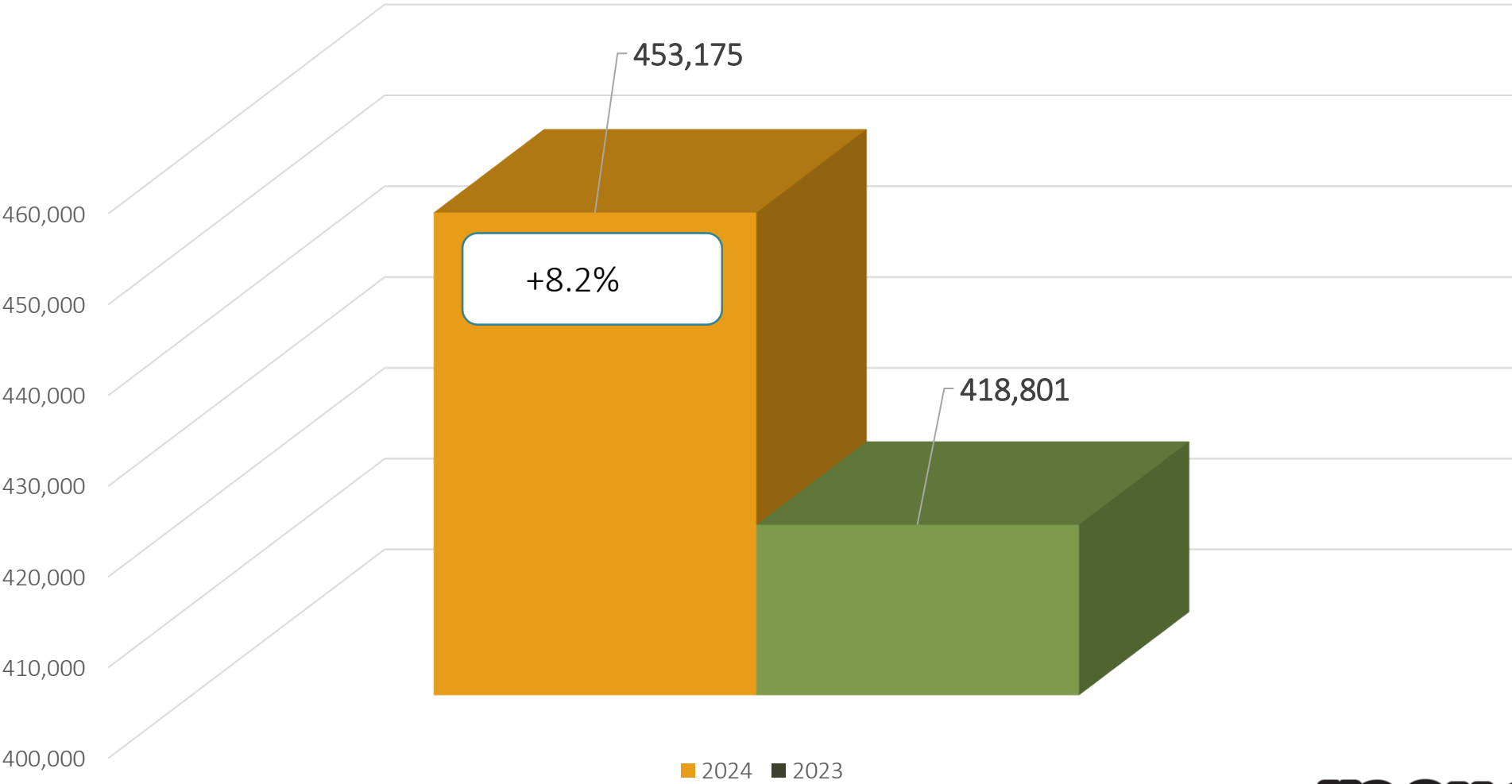
YTD 2024 – 453,175 / 2023 – 418,801 = +8.2 %

Updates for January 2024 – (68,983) = 30.44% of volume / January 32.6% = -2.16% (Decrease the month before)



# Locate Requests for NC

## YTD 2024

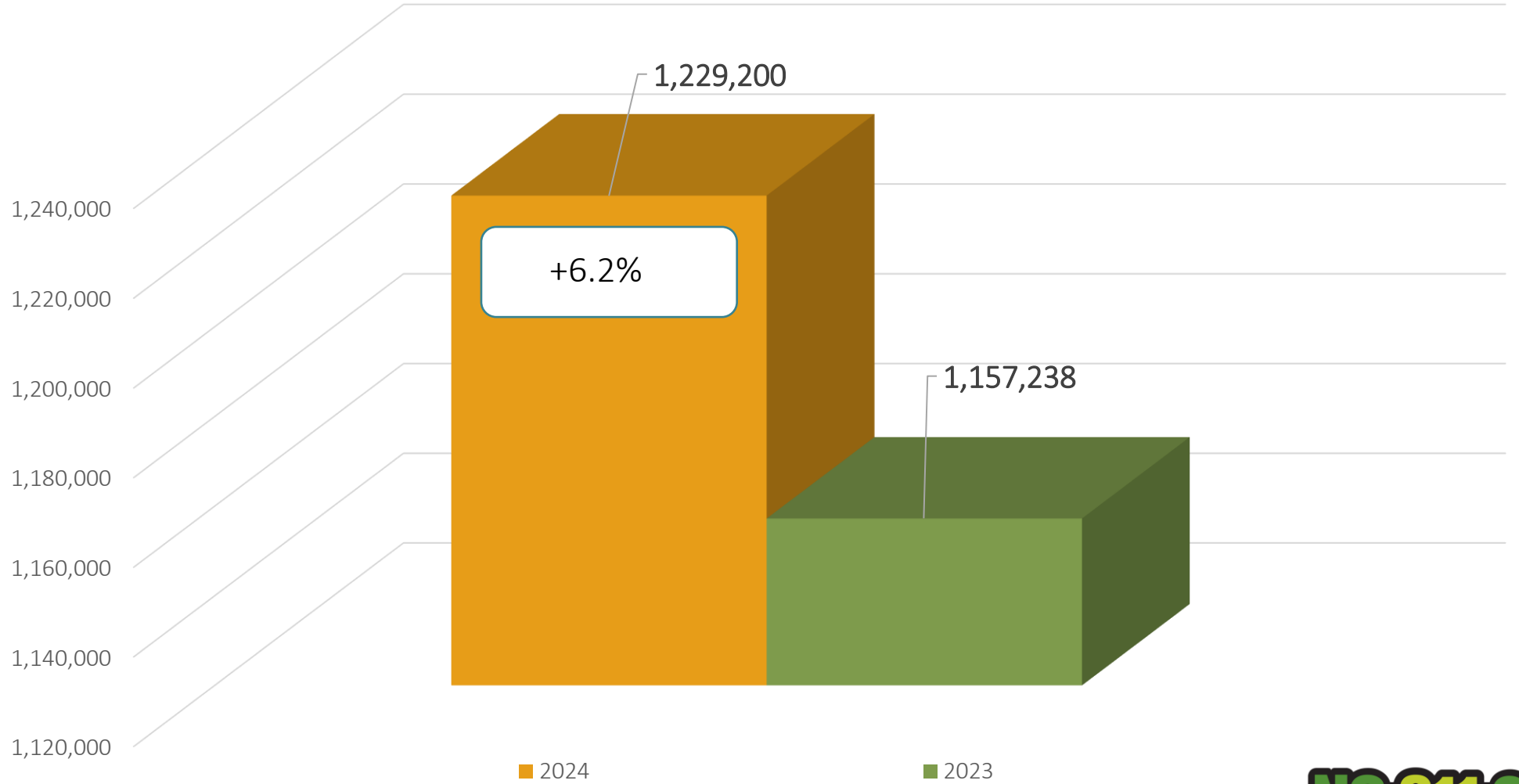



MTD February 2024 – 226,572 / 2023 – 209,813 = +8%  
YTD 2024 – 453,175 / 2023 – 418,801 = +8.2 %  
Updates for January 2024 – (68,983) = 30.44% of volume / January 2023 32.6% = -2.16% (Decrease the month before)



# Transmissions for NC

## February 2024 vs 2023

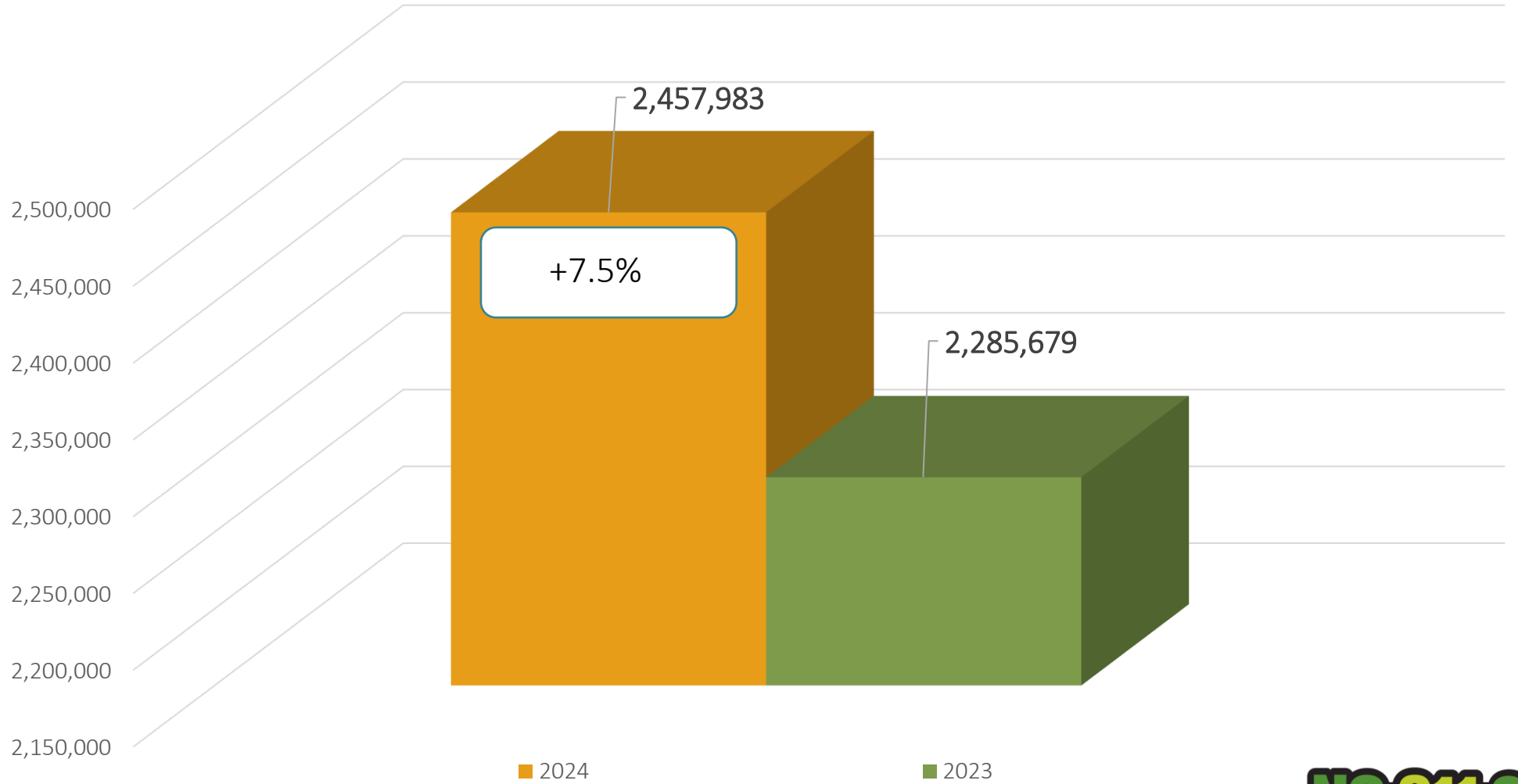



Transmissions MTD 2024– 1,229,200 / 2023 – 1,157,238= +6.2%  
Transmissions YTD 2024– 2,457,983 / 2023 – 2,285,679= +7.5%



# Transmissions for NC

## YTD 2024



Transmissions MTD 2024– 1,229,200 / 2023 – 1,157,238= +6.2%  
Transmissions YTD 2024– 2,457,983 / 2023 – 2,285,679= +7.5%



# COUNTY TICKET VOLUME

2024 VS 2023



<b>Carteret</b>	<b>3 HR</b>	<b>CNCL</b>	<b>NEW</b>	<b>RXMT</b>	<b>UPDT</b>	<b>TOTAL Tickets</b>
2023	26	8	902	18	535	1489
2024	44	28	1092	13	226	1403
+/- Var	69.2%	250.0%	21.1%	-27.8%	-57.8%	-5.8%
		Avg Locates per Day				64

# COUNTY TICKET VOLUME

YTD VS PREVIOUS YEAR



<b>Carteret</b>	<b>3 HR</b>	<b>CNCL</b>	<b>NEW</b>	<b>RXMT</b>	<b>UPDT</b>	<b>TOTAL Tickets</b>
2023	58	15	1840	41	1154	3108
2024	115	38	2157	40	349	2699
+/- Var	98.3%	153.3%	17.2%	-2.4%	-69.8%	-13.2%
		Avg Locates per Day				66

# COUNTY TICKET DISTRIBUTION - FEBRUARY



County/Place	02 Feb
<b>CARTERET</b>	<b>1403</b>
ATLANTIC	13
ATLANTIC BEACH	86
<b>BEAUFORT</b>	<b>226</b>
BETTIE	1
BOGUE	4
BROAD CREEK	6
CAPE CARTERET	40
CEDAR ISLAND	2
CEDAR POINT	39
<b>EMERALD ISLE</b>	<b>276</b>
GLOUCESTER	7
HARKERS ISLAND	8
HARLOWE	2
INDIAN BEACH	1

MARSHALLBERG	3
MILL CREEK	4
<b>MOREHEAD CITY</b>	<b>372</b>
<b>NEWPORT</b>	<b>205</b>
OTWAY	8
PELETIER	41
PINE KNOLL SHORES	8
SALTER PATH	5
SEALEVEL	1
SMYRNA	10
SOUTH RIVER	2
STACY	10
STELLA	23

# DAMAGES



**DIRT** Damage Information  
Reporting Tool



# Damages Reported for February



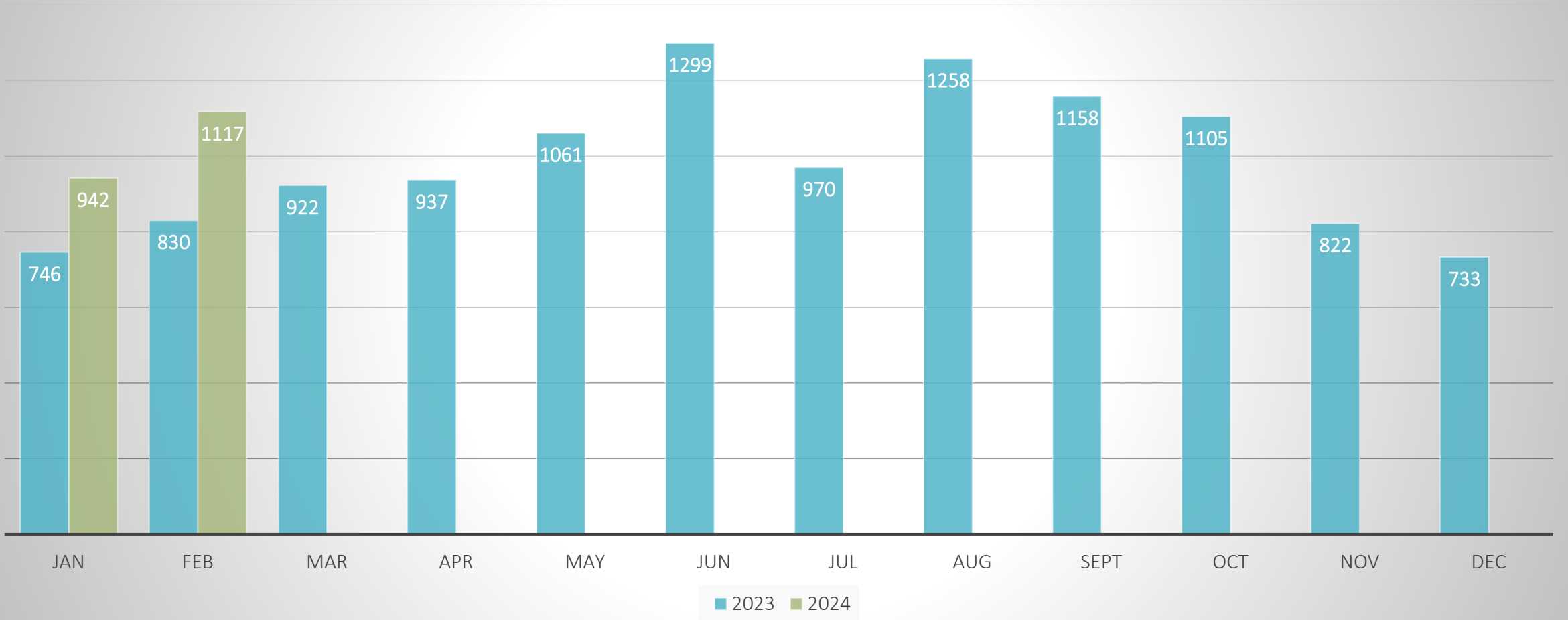
NC-Alamance	19
NC-Alexander	2
NC-Ashe	1
NC-Beaufort	2
NC-Brunswick	16
NC-Buncombe	7
NC-Burke	3
NC-Cabarrus	16
NC-Caldwell	4
NC-Carteret	7
NC-Catawba	29
NC-Chatham	13
NC-Cherokee	2
NC-Chowan	4
NC-Clay	5
NC-Cleveland	15
NC-Columbus	4
NC-Craven	17
NC-Cumberland	39
NC-Currituck	2
NC-Dare	14
NC-Davidson	12
NC-Davie	3
NC-Duplin	3
NC-Durham	85

NC-Edgecombe	5
NC-Forsyth	41
NC-Franklin	1
NC-Gaston	29
NC-Gates	2
NC-Granville	3
NC-Guilford	52
NC-Halifax	1
NC-Harnett	19
NC-Haywood	3
NC-Henderson	9
NC-Hertford	3
NC-Hoke	3
NC-Iredell	19
NC-Jackson	3
NC-Johnston	36
NC-Jones	2
NC-Lee	4
NC-Lincoln	7
NC-Madison	1
NC-McDowell	4
NC-Mecklenburg	160
NC-Mitchell	1
NC-Montgomery	4
NC-Moore	22

NC-Nash	14
NC-New Hanover	20
NC-Northampton	1
NC-Onslow	21
NC-Orange	46
NC-Pasquotank	3
NC-Pender	9
NC-Perquimans	2
NC-Person	2
NC-Pitt	12
NC-Randolph	5
NC-Richmond	2
NC-Robeson	4
NC-Rockingham	6
NC-Rowan	13
NC-Rutherford	1
NC-Scotland	2
NC-Surry	2
NC-Union	29
NC-Vance	2
NC-Wake	152
NC-Wayne	6
NC-Wilkes	1
NC-Wilson	2
NC-Yadkin	2

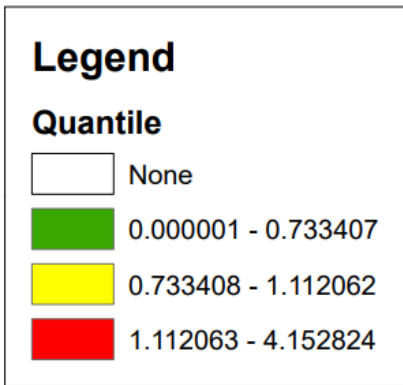
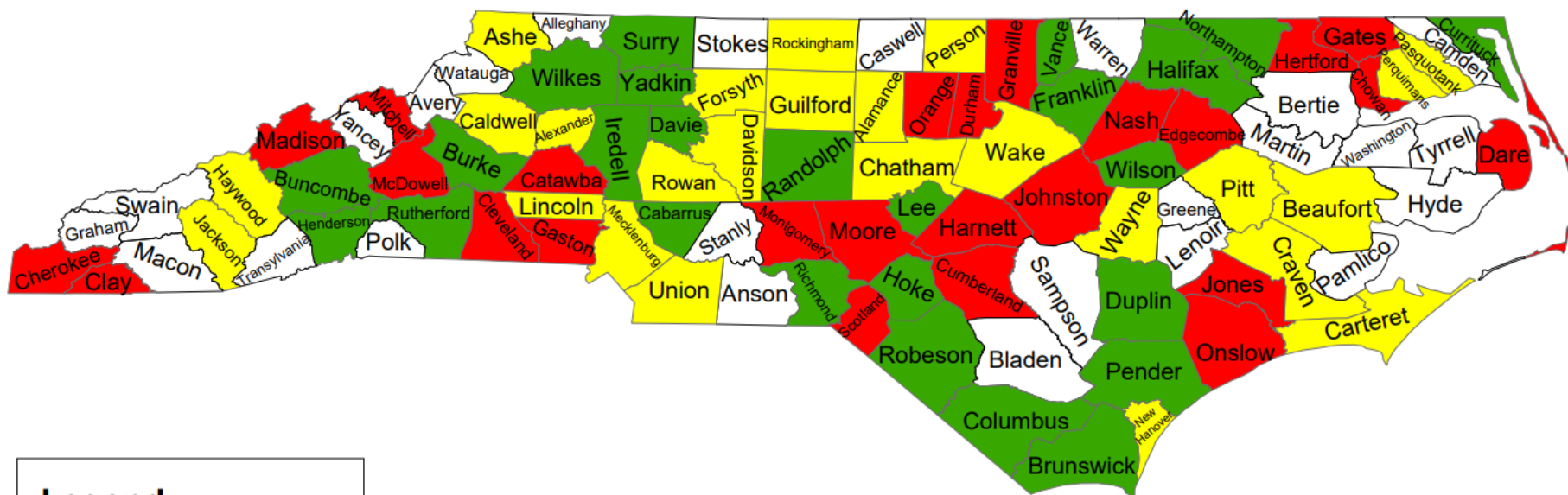
**Grand Total 1,117**

## Damages in North Carolina 2024 vs 2023



# Damages Per 1000 Transmissions

February 2024



# Top 10 Callers for - Carteret



Rank	Name	Totals
1	UMANA DIRECTIONAL BORING LLC	182
2	MUDD INVESTMENTS	127
3	AROD UNDERGROUND, INC	113
4	SPEEDIES UNDERGROUND SERVICES, INC	110
5	MASTEC	101
6	MID ATLANTIC CABLE SOLUTIONS	73
7	CARTERET CRAVEN EMC	62
8	G P ASSOCIATES, INC	49
9	PARKER STOCKSTILL CONSTRUCTION, INC	36
10	LAMBERTS CABLE SPLICING, LLC	27

# EDUCATION TEAM



**Ann Rushing**  
Education  
Manager



**Tami Groves**  
Southeast  
Liaison



**Howard Corey**  
Eastern Liaison



**Tyler Ross**  
Western Liaison



**Parrish  
Reddick**  
Piedmont Liaison



**Steven Moore**  
Media Relations  
Specialist





Follow NCUCC on Facebook. There we will post meeting info, schedules, photos and videos and joint conference updates.

[facebook.com/ncucc1](https://facebook.com/ncucc1)

---

**THANK YOU**

A copy of this presentation is available at  
[www.ncucc.org](http://www.ncucc.org)

If this meeting was virtual or hybrid, a video is available on [ncucc.org](http://ncucc.org). Go to County UCC's.

The video will be listed under the month and year the meeting took place.