

Lower Cap: Fear

Date: 2 / 20 / 2024

[illegible]



# Everyone goes home safe with 811.



*2024 NC811 Billboard*

NC811 MONTHLY UPDATE  
FEBRUARY 2024

LOWER CAPE FEAR UCC  
PRESENTED BY HOWARD COREY

---

## 2024 BANNERS

Contact your local  
NC811 liaison to place  
your pre-order now.



*120 banners will be  
available for free.  
First come, first serve.*



---

# 2024 TAILGATE WRAPS

Contact your local  
NC811 liaison for  
more information.

*26 wraps will be  
available through  
our grant program.*





# \$300 Up for grabs! **DARE TO DIG!**

\*Enter anytime from now until April 30th, 2024



[nc811.org/dare-to-dig](https://nc811.org/dare-to-dig)

April is National Safe Digging Month and it's almost time to get digging!! Entering the contest only takes a few minutes and you could win \$300 just by digging a few virtual holes.





**Visit our  
booth  
all that  
weekend!**

**Enter for your  
chance to win a  
Blackstone Griddle,  
Yeti Cooler  
or \$50 Amazon  
Gift Cards**



**March 1-3, 2024**  
NC State Fairgrounds  
4285 Trinity Road  
Raleigh, N.C. 27607

---

# IMPORTANT DATES



## NCUDPRB

Tuesday, April 23  
10 am

NC811 Events Center,  
Greensboro

Visit <https://udprb.nc.gov>  
for location info

## NCLRPC

Wednesday, March 20th  
11 am

NC811 Events Center,  
Greensboro

Visit <https://ncucc.org>  
for meeting link

## BOARD

Friday, April 19th  
8:00 am

Chetola Resort  
Blowing Rock, NC

contact  
Stephanie Brown for  
details.  
[stephanie@nc811.org](mailto:stephanie@nc811.org)

## STATE UCC

Tuesday, March 12th  
10 am

4211 Global St, Raleigh,  
NC 27610

Hybrid meeting.  
See [ncucc](#) calendar for  
a link



UNDERGROUND  
DAMAGE PREVENTION  
REVIEW BOARD

# UGDPRB – OVERVIEW OF 1/23/2024 CASES

- 56 Cases on Agenda
  - 55 - Reviewed with action
  - 1 - Tabled
- 8 - Dismissed for lack of evidence
- 18 – Issued Pipes Plus Training
- **\$73,500** issued in fines





---

## TIP OF THE MONTH

### **A ticket number does not equal a valid ticket!**


When a notice is requested for the purpose of excavation or demolition, the information provided by the excavator must be correct.

Incorrect information can lead to delays for the dig crews, damages at the excavation site, member operators not being notified.

---

# DATA INSIGHTS

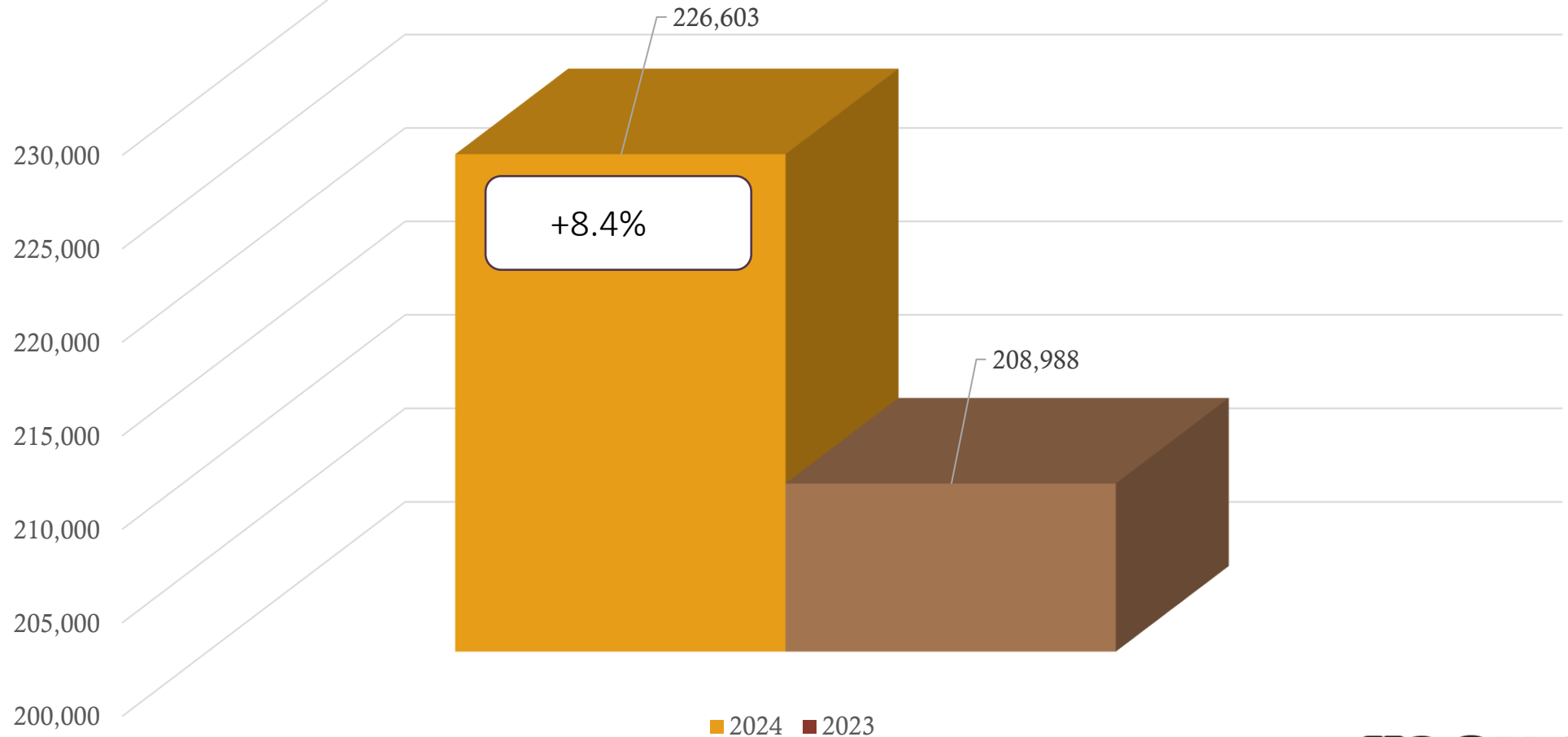
Locate Request, Transmissions,  
County ticket volume and distribution





# Locate Requests for NC

## January 2024 vs 2023



MTD January 2024 – 226,603 / 2023 – 208,988 = +8.4%

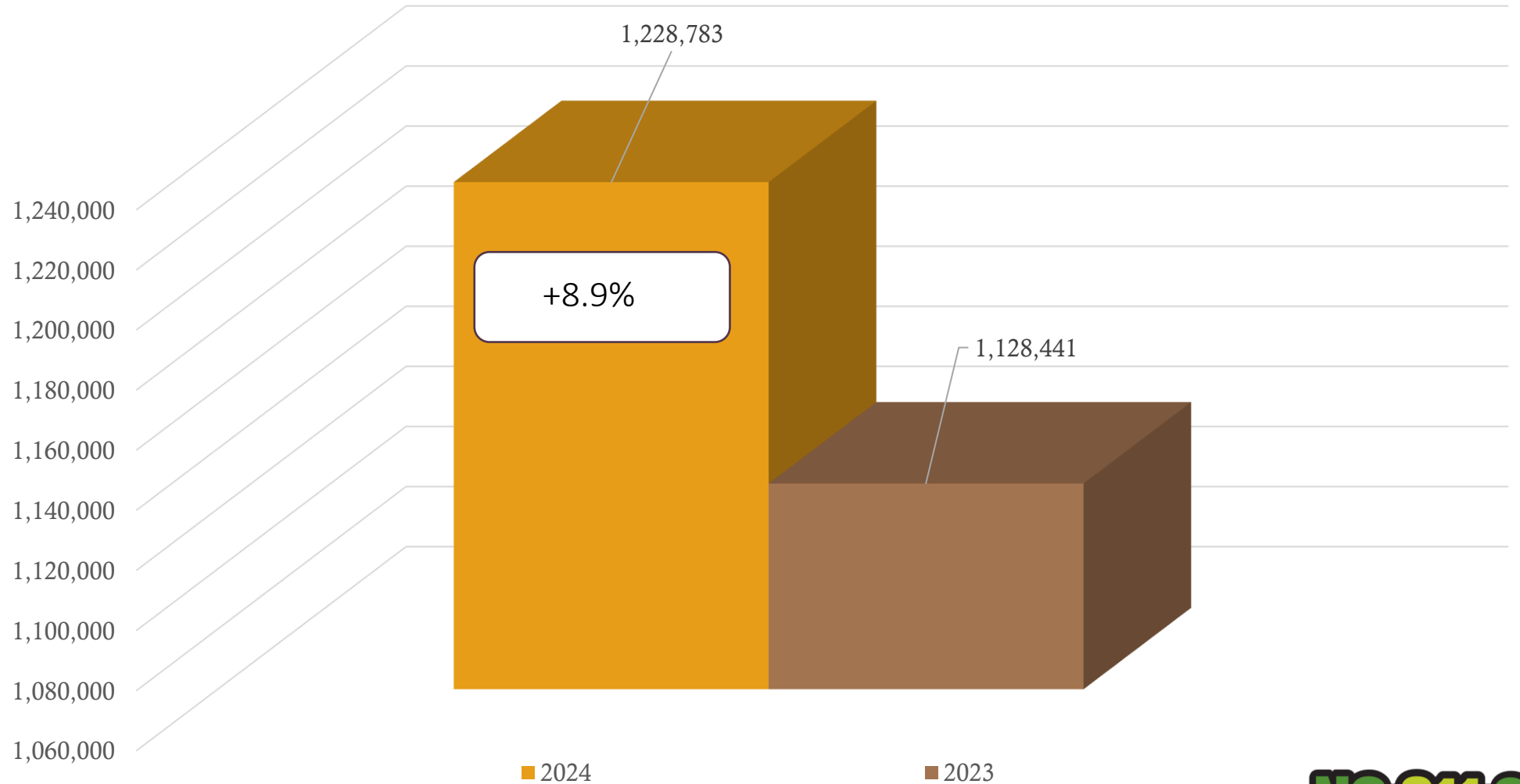

YTD 2024 – 226,603 / 2023 – 208,988 = +8.4 %

Updates for January 2024 – (73,868) = 32.6% of volume / December 32.7% = -.1% (Decrease the month before)



# Transmissions for NC

## January 2024 vs 2023



Transmissions MTD 2024– 1,228,783 / 2023 – 1,128,441= +8.9%  
Transmissions YTD 2024– 1,228,783 / 2023 – 1,128,441= +8.9%



# COUNTY TICKET VOLUME

2024 VS 2023



New Hanover	3 HR	CNCL	NEW	RXMT	UPDT	TOTAL Tickets
2023	346	54	2642	158	1351	4551
2024	112	26	2738	78	1182	4136
+/- Var	-67.6%	-51.9%	3.6%	-50.6%	-12.5%	-9.1%
		Avg Locates per Day				218

# COUNTY TICKET VOLUME

2024 VS 2023



Brunswick	3 HR	CNCL	NEW	RXMT	UPDT	TOTAL Tickets
2023	123	28	3388	80	1072	4691
2024	118	48	3741	57	1288	5252
+/- Var	-4.1%	71.4%	10.4%	-28.8%	20.1%	12.0%
		Avg Locates per Day				276



# COUNTY TICKET VOLUME

2024 VS 2023



Pender	3 HR	CNCL	NEW	RXMT	UPDT	TOTAL Tickets
2023	59	9	894	46	1092	2100
2024	36	12	1225	39	1488	2800
+/- Var	-39.0%	33.3%	37.0%	-15.2%	36.3%	33.3%
		Avg Locates per Day				147

# COUNTY TICKET VOLUME

YTD VS PREVIOUS YEAR



New Hanover	3 HR	CNCL	NEW	RXMT	UPDT	TOTAL Tickets
2023	346	54	2642	158	1351	4551
2024	112	26	2738	78	1182	4136
+/- Var	-67.6%	-51.9%	3.6%	-50.6%	-12.5%	-9.1%
		Avg Locates per Day				218



# COUNTY TICKET VOLUME

YTD VS PREVIOUS YEAR



Brunswick	3 HR	CNCL	NEW	RXMT	UPDT	TOTAL Tickets
2023	123	28	3388	80	1072	4691
2024	118	48	3741	57	1288	5252
+/- Var	-4.1%	71.4%	10.4%	-28.8%	20.1%	12.0%
		Avg Locates per Day				276

# COUNTY TICKET VOLUME

YTD VS PREVIOUS YEAR



Pender	3 HR	CNCL	NEW	RXMT	UPDT	TOTAL Tickets
2023	59	9	894	46	1092	2100
2024	36	12	1225	39	1488	2800
+/- Var	-39.0%	33.3%	37.0%	-15.2%	36.3%	33.3%
		Avg Locates per Day				147



# COUNTY TICKET DISTRIBUTION - JANUARY

County/Place	01 Jan
<b>NEW HANOVER</b>	<b>4136</b>
BAYSHORE	18
<b>CAROLINA BEACH</b>	<b>175</b>
<b>CASTLE HAYNE</b>	<b>398</b>
HIGHTSVILLE	3
KINGS GRANT	6
KIRKLAND	37
KURE BEACH	39
MASONBORO	12
MURRAYSVILLE	43
MYRTLE GROVE	7
MYRTLE GROVE JUNCTIO	3
OGDEN	32
SEA BREEZE	1

SEAGATE	3
SILVER LAKE	5
SKIPPER'S CORNER	4
<b>WILMINGTON</b>	<b>3298</b>
WILMINGTON BEACH	1
WRIGHTSBORO	16
WRIGHTSVILLE	1
WRIGHTSVILLE BEACH	34

# COUNTY TICKET DISTRIBUTION - JANUARY

County/Place	01 Jan
<b>BRUNSWICK</b>	<b>5252</b>
<b>ASH</b>	<b>108</b>
BALD HEAD ISLAND	26
BELVILLE	25
BOILING SPRING LAKES	78
<b>BOLIVIA</b>	<b>472</b>
BRUNSWICK STATION	2
<b>CALABASH</b>	<b>596</b>
CAROLINA SHORES	76
CASWELL BEACH	6
GRISSETTOWN	2
HOLDEN BEACH	47
<b>LELAND</b>	<b>1306</b>
LONGWOOD	5
NAVASSA	41
NORTHWEST	23

<b>OAK ISLAND</b>	<b>269</b>
<b>OCEAN ISLE BEACH</b>	<b>286</b>
SAINT JAMES	71
SANDY CREEK	3
SEASIDE	8
<b>SHALLOTTE</b>	<b>370</b>
<b>SOUTHPORT</b>	<b>759</b>
<b>SUNSET BEACH</b>	<b>196</b>
SUNSET HARBOR	1
<b>SUPPLY</b>	<b>308</b>
TOWN CREEK	8
VARNAMTOWN	5
<b>WINNABOW</b>	<b>155</b>

# COUNTY TICKET DISTRIBUTION - JANUARY

County/Place	01 Jan
<b>PENDER</b>	<b>2800</b>
<b>ATKINSON</b>	<b>136</b>
<b>BURGAW</b>	<b>299</b>
CLARKS LANDING	1
<b>CURRIE</b>	<b>175</b>
<b>HAMPSTEAD</b>	<b>871</b>
MAPLE HILL	60
<b>ROCKY POINT</b>	<b>265</b>
SAINT HELENA	4
SCOTTS HILL	45
<b>SURF CITY</b>	<b>146</b>
TOPSAIL	57
<b>TOPSAIL BEACH</b>	<b>272</b>
<b>WALLACE</b>	<b>380</b>
WARDS CORNER	1
WATHA	8
WILLARD	80



# DAMAGES



**DIRT** Damage Information  
Reporting Tool

# Damages Reported for January



NC-Alamance	21
NC-Alexander	3
NC-Anson	1
NC-Beaufort	2
NC-Bladen	3
NC-Brunswick	20
NC-Buncombe	17
NC-Burke	2
NC-Cabarrus	14
NC-Caldwell	4
NC-Carteret	7
NC-Catawba	14
NC-Chatham	17
NC-Clay	1
NC-Cleveland	19
NC-Columbus	2
NC-Craven	20
NC-Cumberland	27
NC-Currituck	4
NC-Dare	7
NC-Davidson	4
NC-Davie	2

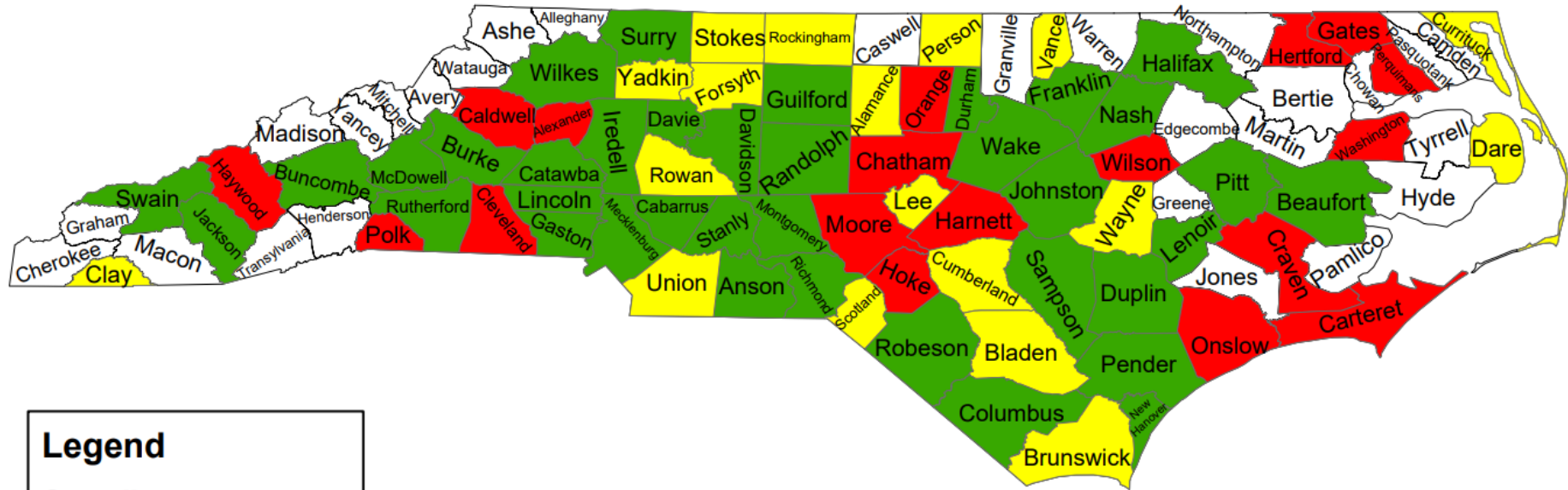
NC-Duplin	2
NC-Durham	52
NC-Forsyth	11
NC-Franklin	3
NC-Gaston	11
NC-Gates	3
NC-Guilford	29
NC-Halifax	1
NC-Harnett	23
NC-Haywood	6
NC-Henderson	3
NC-Hertford	5
NC-Hoke	5
NC-Iredell	15
NC-Jackson	1
NC-Johnston	18
NC-Lee	8
NC-Lenoir	2
NC-Lincoln	5
NC-McDowell	1
NC-Mecklenburg	131
NC-Montgomery	1
NC-Moore	19
NC-Nash	3
NC-New Hanover	17

NC-Onslow	19
NC-Orange	78
NC-Pender	9
NC-Perquimans	1
NC-Person	3
NC-Pitt	9
NC-Polk	2
NC-Randolph	4
NC-Richmond	1
NC-Robeson	4
NC-Rockingham	7
NC-Rowan	10
NC-Rutherford	2
NC-Sampson	2
NC-Scotland	2
NC-Stanly	3
NC-Stokes	3
NC-Surry	1
NC-Swain	1
NC-Union	32
NC-Vance	2
NC-Wake	113
NC-Washington	1
NC-Wayne	7
NC-Wilkes	1
NC-Wilson	4
NC-Yadkin	2

**Grand Total 942**


## Damages per 1000 Transmissions

January 2024



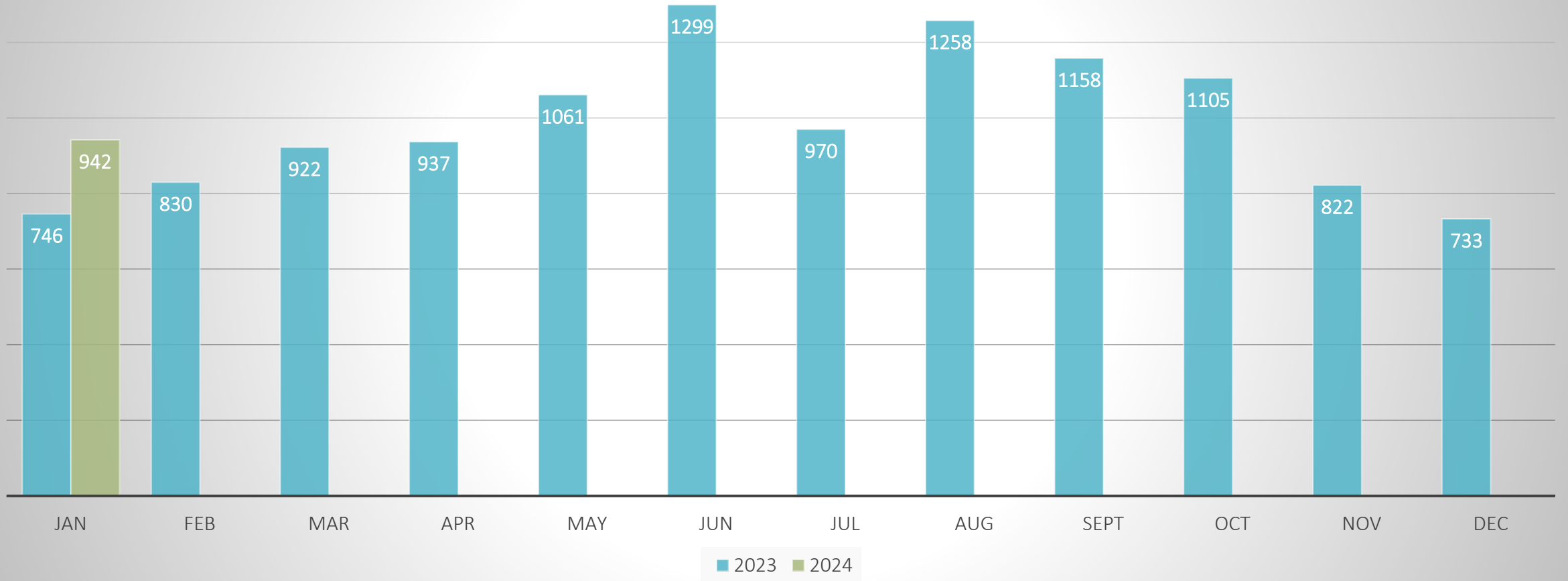
### Legend

## Quantile





## Damages in North Carolina 2024 vs 2023



# Top 10 Callers for – New Hanover



Rank	Name	Totals
1	MASTEC	906
2	SOUTHEASTERN CABLE CONTRACTORS	242
3	SOUTHEAST CONNECTIONS, LLC	186
4	AT&T UTILITY OPERATIONS	173
5	BRYLER DESIGN PARTNERS	159
6	ANSCO & ASSOCIATES, LLC	99
7	HONEYCUTT CONSTRUCTION SERVICES	98
8	BALFOUR BEATTY INFRASTRUCTURE, INC	86
9	KVA COMMUNICATIONS	77
10	MILAM PLUMBING, INC	72

# Top 15 Callers for – Brunswick



Rank	Name	Totals
1	FOCUS BROADBAND	489
2	QUANTA SERVICES	376
3	QUANTA SERVICES	254
4	PIEDMONT UTILITY GROUP, LLC	230
5	ATMC	219
6	SOUTHEASTERN CABLE CONTRACTORS	189
7	MASTEC	179
8	SOUTHEAST CONNECTIONS, LLC	166
9	HONEYCUTT CONSTRUCTION SERVICES	165
10	CARMICHAEL CONSTRUCTION COMPANY, INC	143
11	BRUNSWICK COUNTY PUBLIC UTILITIES	136
12	STATE UTILITY CONTRACTORS	106
13	BRUNSWICK COUNTY PUBLIC UTILITIES	102
14	JENKINS PLUMBING	84
15	AT&T UTILITY OPERATIONS	74



# Top 10 Callers for – Pender



Rank	Name	Totals
1	PIEDMONT UTILITY GROUP, LLC	831
2	DEN UNDERGROUND	261
3	MASTEC	161
4	HAL COLLINS CONSTRUCTION	124
5	SOUTHEASTERN CABLE CONTRACTORS	115
6	STATE UTILITY CONTRACTORS	82
7	CONTI ENTERPRISES	59
8	SOUTHEAST CONNECTIONS, LLC	56
9	CVO ENTERPRISES	50
10	AT&T UTILITY OPERATIONS	48



---

# THANK YOU

A copy of this presentation is available at  
[www.ncucc.org](http://www.ncucc.org)

If this meeting was virtual or hybrid, a video is available on [ncucc.org](http://ncucc.org). Go to County UCC's.

The video will be listed under the month and year the meeting took place.