

**Everyone goes home
safe with 811.**



2024 NC811 Billboard

**NC811 MONTHLY UPDATE
FEBRUARY 2024**

NASH/EDGECOMBE/WILSON UCC

PRESENTED BY HOWARD COREY

2024 BANNERS

Contact your local
NC811 liaison to place
your pre-order now.



*120 banners will be
available for free.
First come, first serve.*

2024 TAILGATE WRAPS

Contact your local
NC811 liaison for
more information.

*26 wraps will be
available through
our grant program.*





\$300 Up for grabs! DARE TO DIG!

*Enter anytime from now until April 30th, 2024



nc811.org/dare-to-dig

April is National Safe Digging Month and it's almost time to get digging!! Entering the contest only takes a few minutes and you could win \$300 just by digging a few virtual holes.



NC 811.ORG



**Visit our
booth
all that
weekend!**

**Enter for your
chance to win a
Blackstone Griddle,
Yeti Cooler
or \$50 Amazon
Gift Cards**



March 1-3, 2024
NC State Fairgrounds
4285 Trinity Road
Raleigh, N.C. 27607

IMPORTANT DATES



NCUDPRB

Tuesday, April 23
10 am

NC811 Events Center,
Greensboro

Visit <https://udprb.nc.gov>
for location info

NCLRPC

Wednesday, March 20th
11 am

NC811 Events Center,
Greensboro

Visit <https://ncucc.org>
for meeting link

BOARD

Friday, April 19th
8:00 am

Chetola Resort
Blowing Rock, NC

contact
Stephanie Brown for
details.
stephanie@nc811.org

STATE UCC

Tuesday, March 12th
10 am

4211 Global St, Raleigh,
NC 27610

Hybrid meeting.
See [ncucc](#) calendar for
a link



UNDERGROUND
DAMAGE PREVENTION
REVIEW BOARD

UGDPRB – OVERVIEW OF 1/23/2024 CASES

- 56 Cases on Agenda
 - 55 - Reviewed with action
 - 1 - Tabled
- 8 - Dismissed for lack of evidence
- 18 – Issued Pipes Plus Training
- **\$73,500** issued in fines



TIP OF THE MONTH


A ticket number does not equal a valid ticket!

When a notice is requested for the purpose of excavation or demolition, the information provided by the excavator must be correct.

Incorrect information can lead to delays for the dig crews, damages at the excavation site, member operators not being notified.

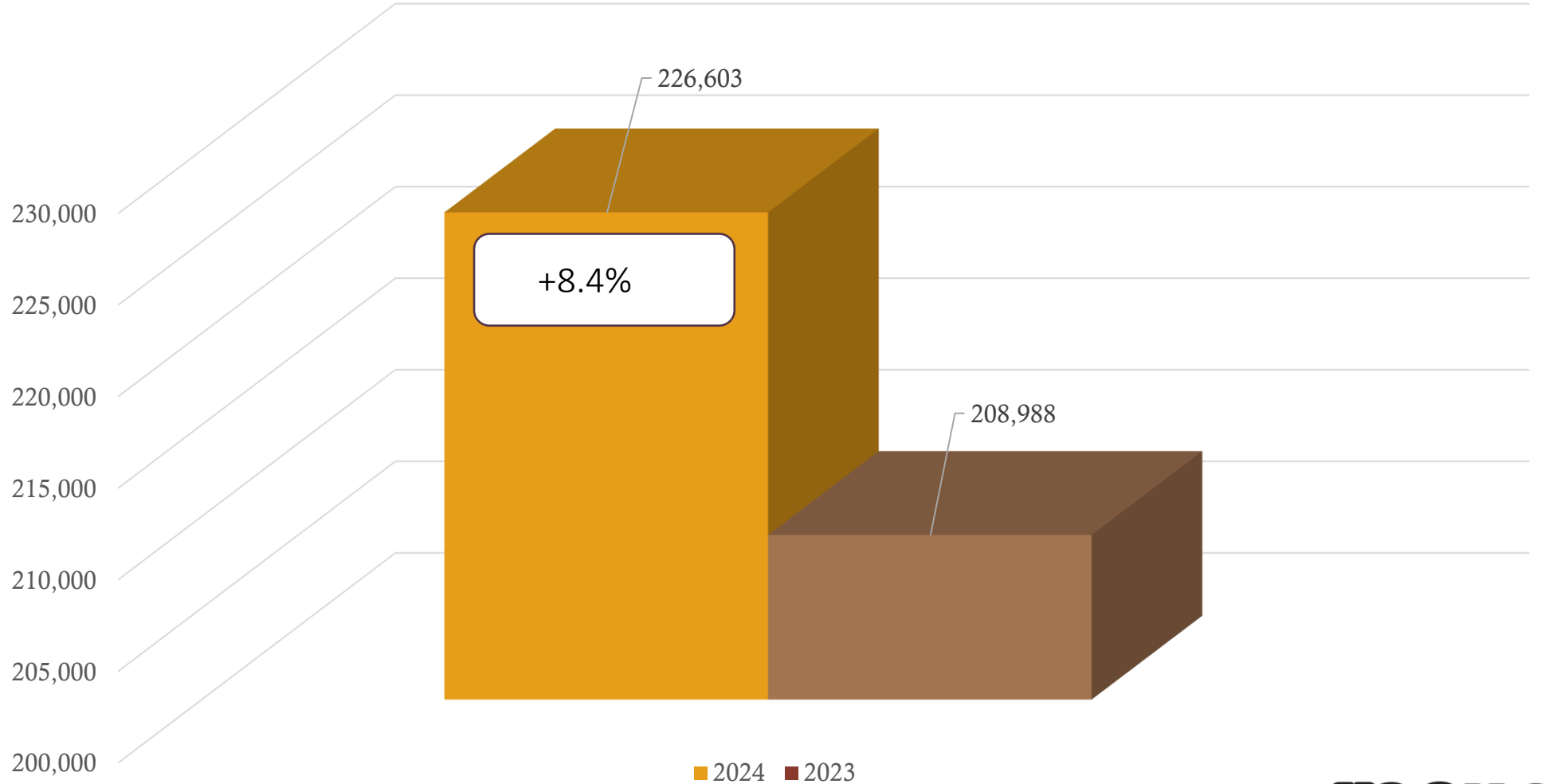

DATA INSIGHTS

Locate Request, Transmissions,
County ticket volume and distribution



Locate Requests for NC

January 2024 vs 2023



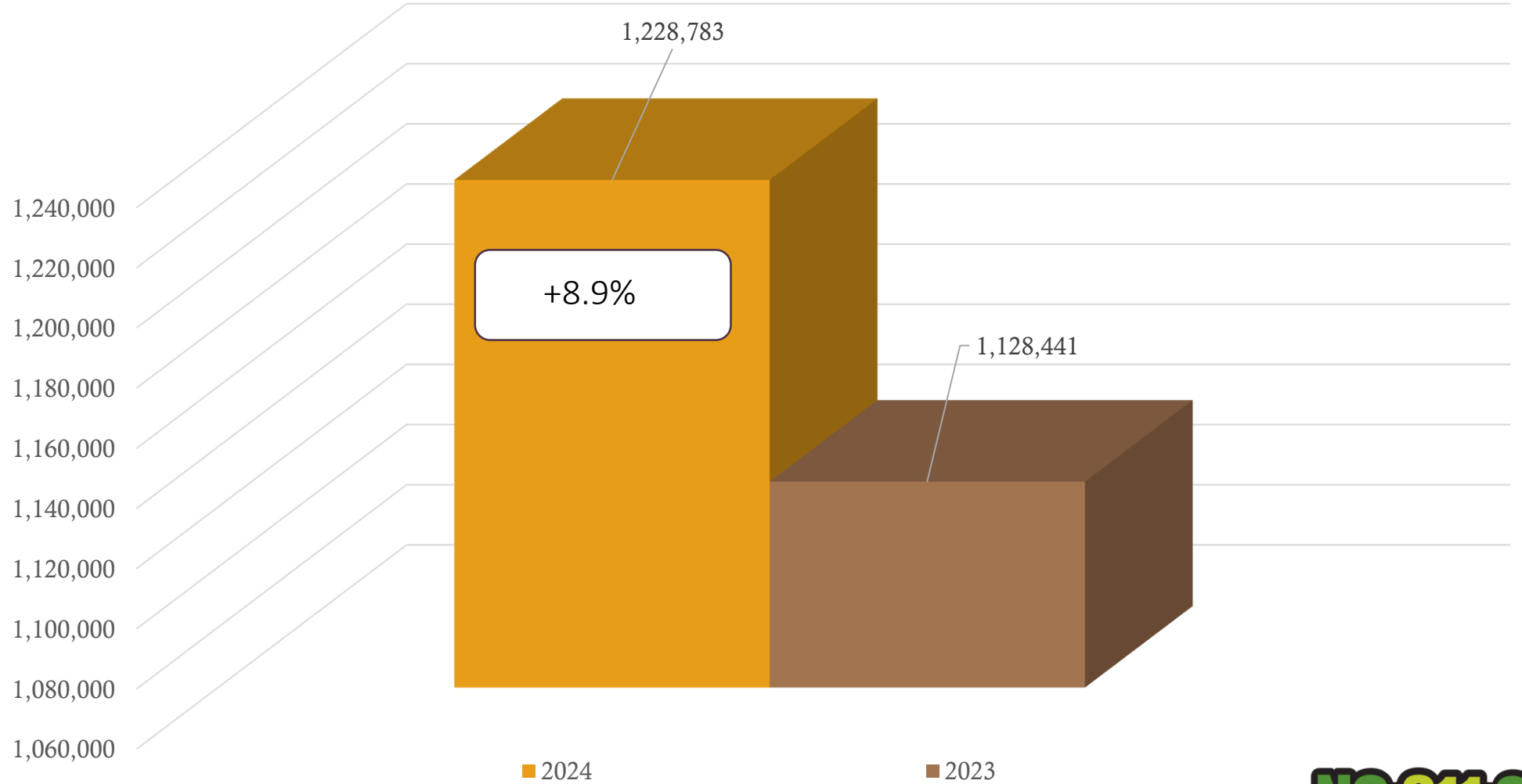

MTD January 2024 – 226,603 / 2023 – 208,988 = +8.4%

YTD 2024 – 226,603 / 2023 – 208,988 = +8.4 %

Updates for January 2024 – (73,868) = 32.6% of volume / December 32.7% = -.1% (Decrease the month before)

Transmissions for NC

January 2024 vs 2023



Transmissions MTD 2024– 1,228,783 / 2023 – 1,128,441= +8.9%
Transmissions YTD 2024– 1,228,783 / 2023 – 1,128,441= +8.9%



COUNTY TICKET VOLUME

2024 VS 2023



Nash	3 HR	CNCL	NEW	RXMT	UPDT	TOTAL Tickets
2023	9	11	987	20	864	1891
2024	101	11	1307	24	548	1991
+/- Var	1022.2%	0.0%	32.4%	20.0%	-36.6%	5.3%
		Avg Locates per Day				105

COUNTY TICKET VOLUME

2024 VS 2023



Edgecombe	3 HR	CNCL	NEW	RXMT	UPDT	TOTAL Tickets
2023	0	1	336	3	67	407
2024	6	2	522	6	114	650
+/- Var	#DIV/0!	100.0%	55.4%	100.0%	70.1%	59.7%
		Avg Locates per Day				34

COUNTY TICKET VOLUME

2024 VS 2023



Wilson	3 HR	CNCL	NEW	RXMT	UPDT	TOTAL Tickets
2023	7	7	574	13	228	829
2024	17	14	728	6	175	940
+/- Var	142.9%	100.0%	26.8%	-53.8%	-23.2%	13.4%
		Avg Locates per Day				49

COUNTY TICKET VOLUME

YTD VS PREVIOUS YEAR



Nash	3 HR	CNCL	NEW	RXMT	UPDT	TOTAL Tickets
2023	9	11	987	20	864	1891
2024	101	11	1307	24	548	1991
+/- Var	1022.2%	0.0%	32.4%	20.0%	-36.6%	5.3%
		Avg Locates per Day				105

COUNTY TICKET VOLUME

YTD VS PREVIOUS YEAR



Edgecombe	3 HR	CNCL	NEW	RXMT	UPDT	TOTAL Tickets
2023	0	1	336	3	67	407
2024	6	2	522	6	114	650
+/- Var	#DIV/0!	100.0%	55.4%	100.0%	70.1%	59.7%
		Avg Locates per Day				34

COUNTY TICKET VOLUME

YTD VS PREVIOUS YEAR



Wilson	3 HR	CNCL	NEW	RXMT	UPDT	TOTAL Tickets
2023	7	7	574	13	228	829
2024	17	14	728	6	175	940
+/- Var	142.9%	100.0%	26.8%	-53.8%	-23.2%	13.4%
		Avg Locates per Day				49

COUNTY TICKET DISTRIBUTION - JANUARY

County/Place	01 Jan
NASH	1991
BAILEY	161
BATTLEBORO	25
CASTALIA	10
DORTCHES	1
DRY WELLS	1
MIDDLESEX	142
MOMEYER	1
MOUNT PLEASANT	1
NASHVILLE	230
RED OAK	9
ROCKY CROSS	1

ROCKY MOUNT	1181
ROGERS CROSSROADS	1
SANDY CROSS	1
SHARPSBURG	29
SPRING HOPE	176
WHITAKERS	21

COUNTY TICKET DISTRIBUTION - JANUARY

County/Place	01 Jan
EDGECOMBE	650
BATTLEBORO	5
CONETOE	6
DOGTOWN	1
LEGGETT	5
MACCLESFIELD	5
PINETOPS	12
PRINCEVILLE	87
ROCKY MOUNT	196
SHARPSBURG	1
SPEED	1
TARBORO	326
WHITAKERS	5

COUNTY TICKET DISTRIBUTION - JANUARY

County/Place	01 Jan
WILSON	940
BLACK CREEK	4
ELM CITY	78
HOLDENS CROSSROADS	1
KENLY	23
LUCAMA	16
ROCK RIDGE	1
SARATOGA	24
SHARPSBURG	5
SIMS	24
STANTONSBURG	15
WILSON	749

DAMAGES



DIRT Damage Information
Reporting Tool

Damages Reported for January



NC-Alamance	21
NC-Alexander	3
NC-Anson	1
NC-Beaufort	2
NC-Bladen	3
NC-Brunswick	20
NC-Buncombe	17
NC-Burke	2
NC-Cabarrus	14
NC-Caldwell	4
NC-Carteret	7
NC-Catawba	14
NC-Chatham	17
NC-Clay	1
NC-Cleveland	19
NC-Columbus	2
NC-Craven	20
NC-Cumberland	27
NC-Currituck	4
NC-Dare	7
NC-Davidson	4
NC-Davie	2



NC-Duplin	2
NC-Durham	52
NC-Forsyth	44
NC-Franklin	3
NC-Gaston	11
NC-Gates	3
NC-Guilford	29
NC-Halifax	1
NC-Harnett	23
NC-Haywood	6
NC-Henderson	3
NC-Hertford	5
NC-Hoke	5
NC-Iredell	15
NC-Jackson	1
NC-Johnston	18
NC-Lee	8
NC-Lenoir	2
NC-Lincoln	5
NC-McDowell	1
NC-Mecklenburg	131
NC-Montgomery	1
NC-Moore	19
NC-Nash	3
NC-New Hanover	17

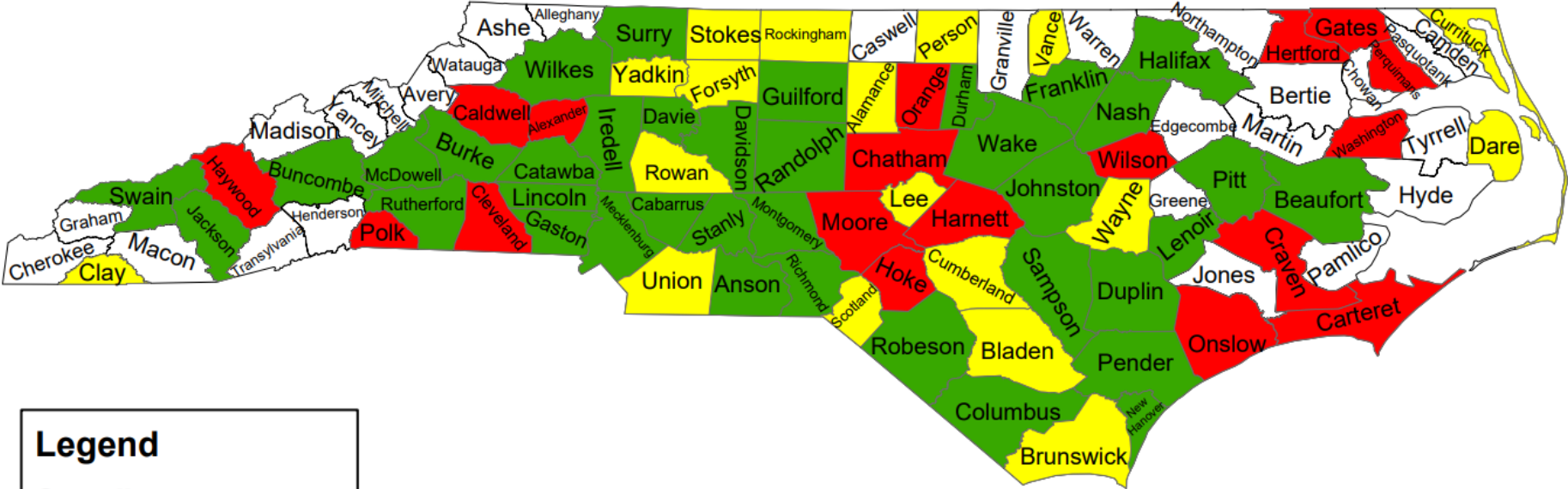
NC-Onslow	19
NC-Orange	78
NC-Pender	9
NC-Perquimans	1
NC-Person	3
NC-Pitt	9
NC-Polk	2
NC-Randolph	4
NC-Richmond	1
NC-Robeson	4
NC-Rockingham	7
NC-Rowan	10
NC-Rutherford	2
NC-Sampson	2
NC-Scotland	2
NC-Stanly	3
NC-Stokes	3
NC-Surry	1
NC-Swain	1
NC-Union	32
NC-Vance	2
NC-Wake	113
NC-Washington	1
NC-Wayne	7
NC-Wilkes	1
NC-Wilson	4
NC-Yadkin	2



Grand Total 942

Damages per 1000 Transmissions

January 2024



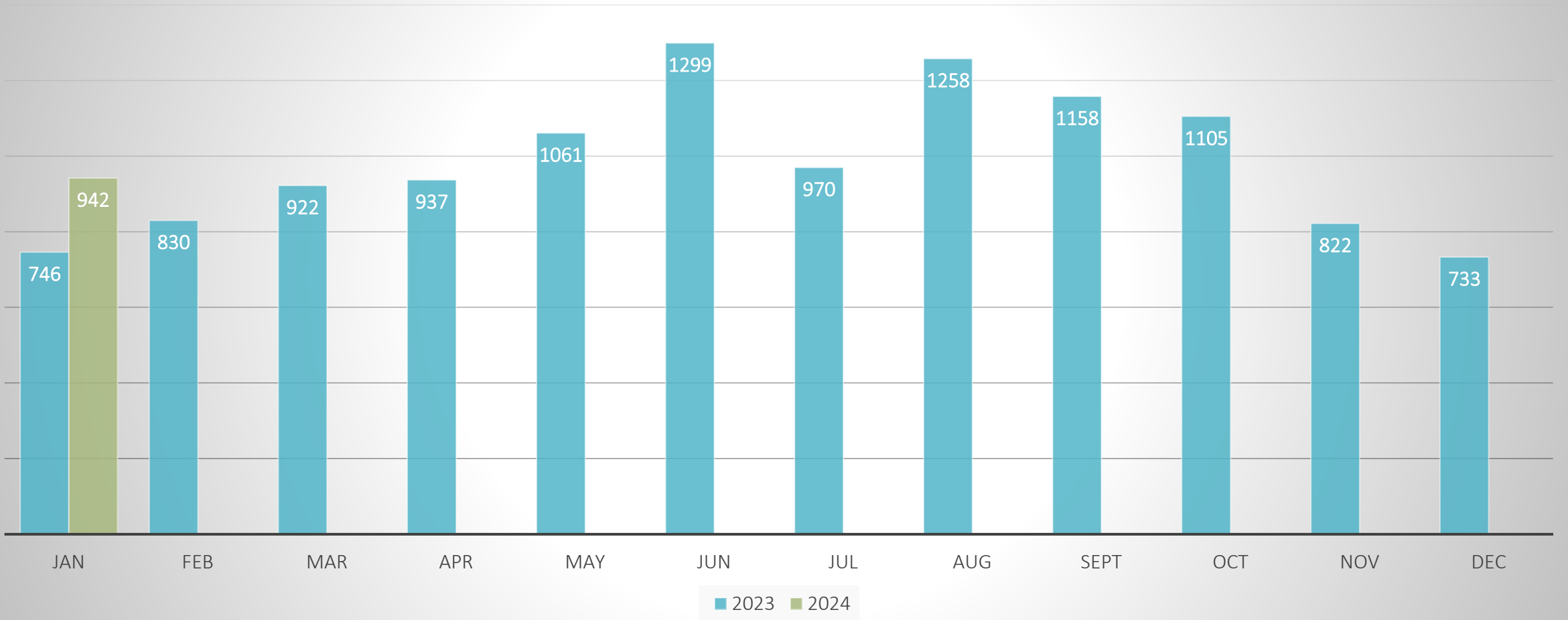
Legend

Quantile

- None
- 0.220379 - 0.777605
- 0.777606 - 1.070828
- 1.070829 - 4.000000



Damages in North Carolina 2024 vs 2023



Top 10 Callers for - Nash



Rank	Name	Totals
1	FUTURE COMMUNICATIONS	313
2	O'CALLAGHAN CABLE SERVICES, INC	124
3	ARREAGA UNDERGROUND INC.	94
4	VLZ UNDERGROUND CONSTRUCTION, LLC	93
5	PIKE ELECTRIC	80
6	ADVANCED TECH	54
7	BARNHILL CONTRACTING	54
8	CITY OF ROCKY MOUNT	50
9	PIKE ELECTRIC	50
10	TECHMARKET	48

Top 10 Callers for – Edgecombe



Rank	Name	Totals
1	FRED SMITH COMPANY	88
2	AROD UNDERGROUND, INC	83
3	T A LOVING COMPANY	32
4	ALLTECH DIRECTIONAL SERVICES	30
5	TOWN OF TARBORO	30
6	REYNOLDS FENCE & GUARDRAIL, INC	28
7	MAINLINE CONSTRUCTION	26
8	WILLIS CABLE CONSTRUCTION, INC	22
9	WAFF CONTRACTING	19
10	PARKER STOCKSTILL CONSTRUCTION, INC	18

Top 10 Callers for - Wilson



Rank	Name	Totals
1	CITY OF WILSON	111
2	ITG	74
3	T AND R UNDERGROUND CONSTRUCTION	71
4	B & G PIPELINE COMPANY	55
5	CITY OF WILSON	41
6	CITY OF WILSON	33
7	CITY OF WILSON	26
8	PIKE ELECTRIC	24
9	C&M PLUMBING	23
10	R G COMMUNICATIONS	22



THANK YOU

A copy of this presentation is available at
www.ncucc.org

If this meeting was virtual or hybrid, a video is available on ncucc.org. Go to County UCC's.

The video will be listed under the month and year the meeting took place.