

## UCC Sign-In Sheet

County: DeKalb County Date: 3 / 14 / 2024

[illegible]





***2024 NASCAR Xfinity Series  
Phoenix Raceway  
Saturday, March 9th***

**NC811 MONTHLY UPDATE  
MARCH 2024**

**OUTER BANKS UCC**

**PRESENTED BY HOWARD COREY"**

# NEW 811 BANNERS FOR 2024

Pick one up at your local UCC







# \$300 Up for grabs! DARE TO DIG!



[April is National Safe Digging Month](#) and it's almost time to get digging!! Entering the contest only takes a few minutes and you could win \$300 just by digging a few virtual holes.

<https://nc811.org/dare-to-dig/>

**Contest runs thru April 30<sup>th</sup>.**

# **41st Annual Joint NC/SC Utilities**



**Dates:** Tuesday, April 30th, 2024 – Friday, May 3, 2024.

**Location:** The conference will be held in beautiful Charleston, SC.

**Registration:** Attendee - \$250  
Guest/Spouse - \$150

<https://sc811.com/scucc/#tab-36096>

---

# IMPORTANT DATES



## STATE UCC

Tuesday, March 12th  
10:00 am

4211 Global St, Raleigh,  
NC 27610

Hybrid meeting.  
See ncucc calendar for  
a link

## NCLRPC

Wednesday, March 27th  
11:00 am

NC811 Events Center,  
Greensboro

Visit <https://ncucc.org>  
for meeting link

## BOARD

Friday, April 19th  
8:00 am

Chetola Resort  
Blowing Rock, NC

contact  
Stephanie Brown for  
details.  
[stephanie@nc811.org](mailto:stephanie@nc811.org)

## NCUDPRB

Tuesday, April 23  
10:00 am

NC811 Events Center,  
Greensboro

Visit <https://udprb.nc.gov>  
for location info

---

# CALENDAR

NC811 & NCUCC event  
calendars can be found on  
[nc811.org](http://nc811.org) or the nc811 app





# DATA INSIGHTS

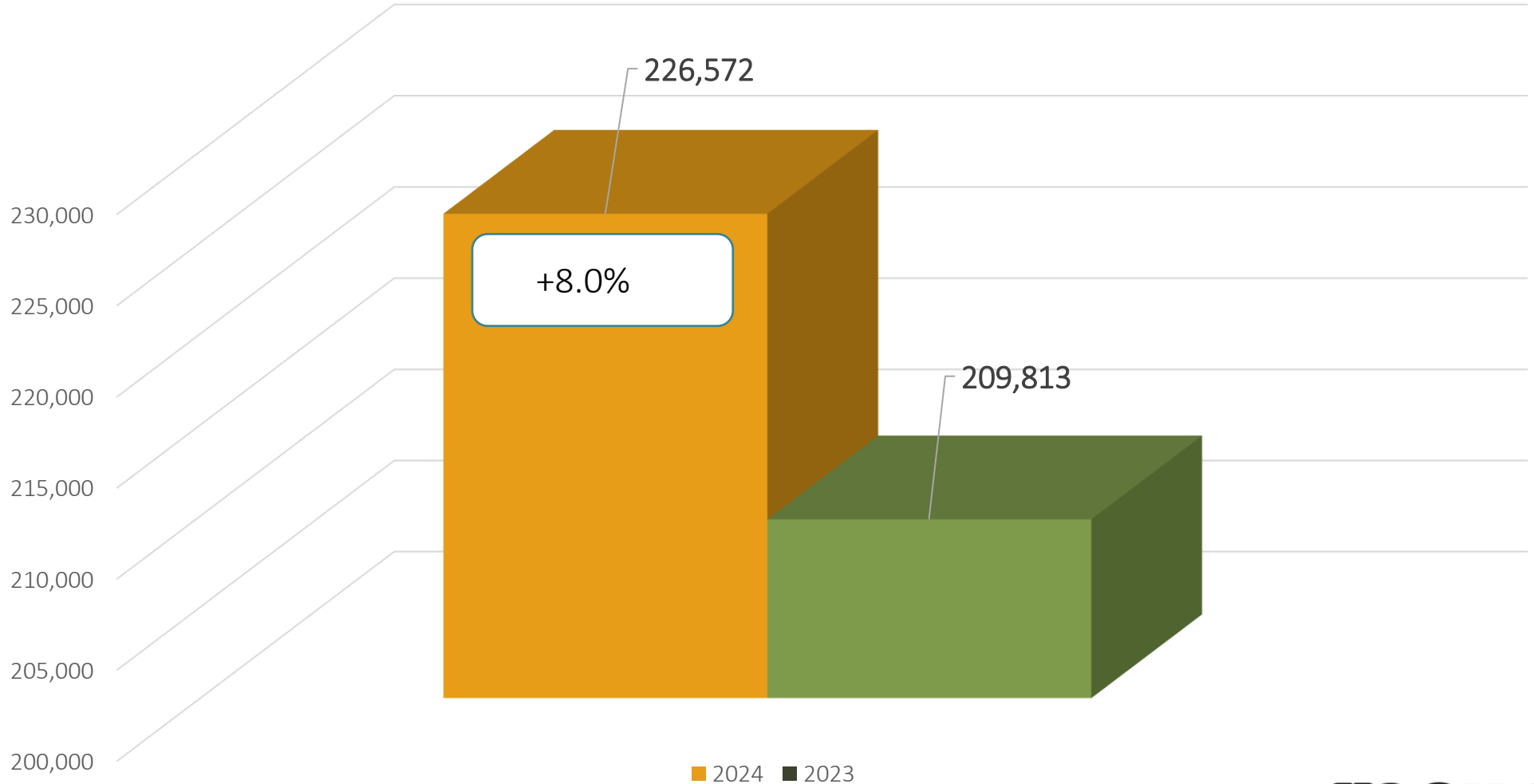

Locate Request, Transmissions,  
County ticket volume and distribution





# Locate Requests for NC

## February 2024 vs 2023



MTD February 2024 – 226,572 / 2023 – 209,813 = +8%

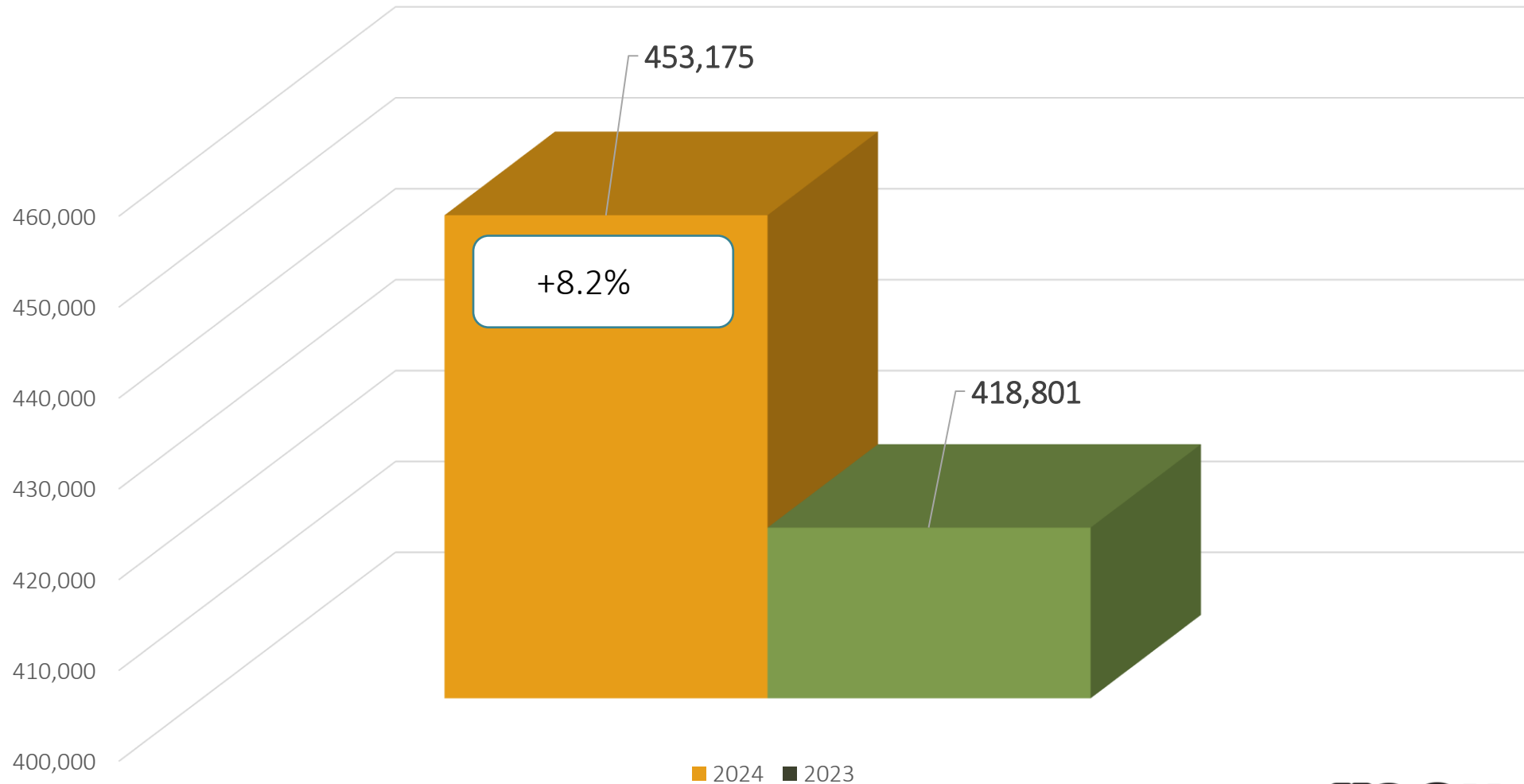
YTD 2024 – 453,175 / 2023 – 418,801 = +8.2 %

Updates for January 2024 – (68,983) = 30.44% of volume / January 32.6% = -2.16% (Decrease the month before)



# Locate Requests for NC

## YTD 2024



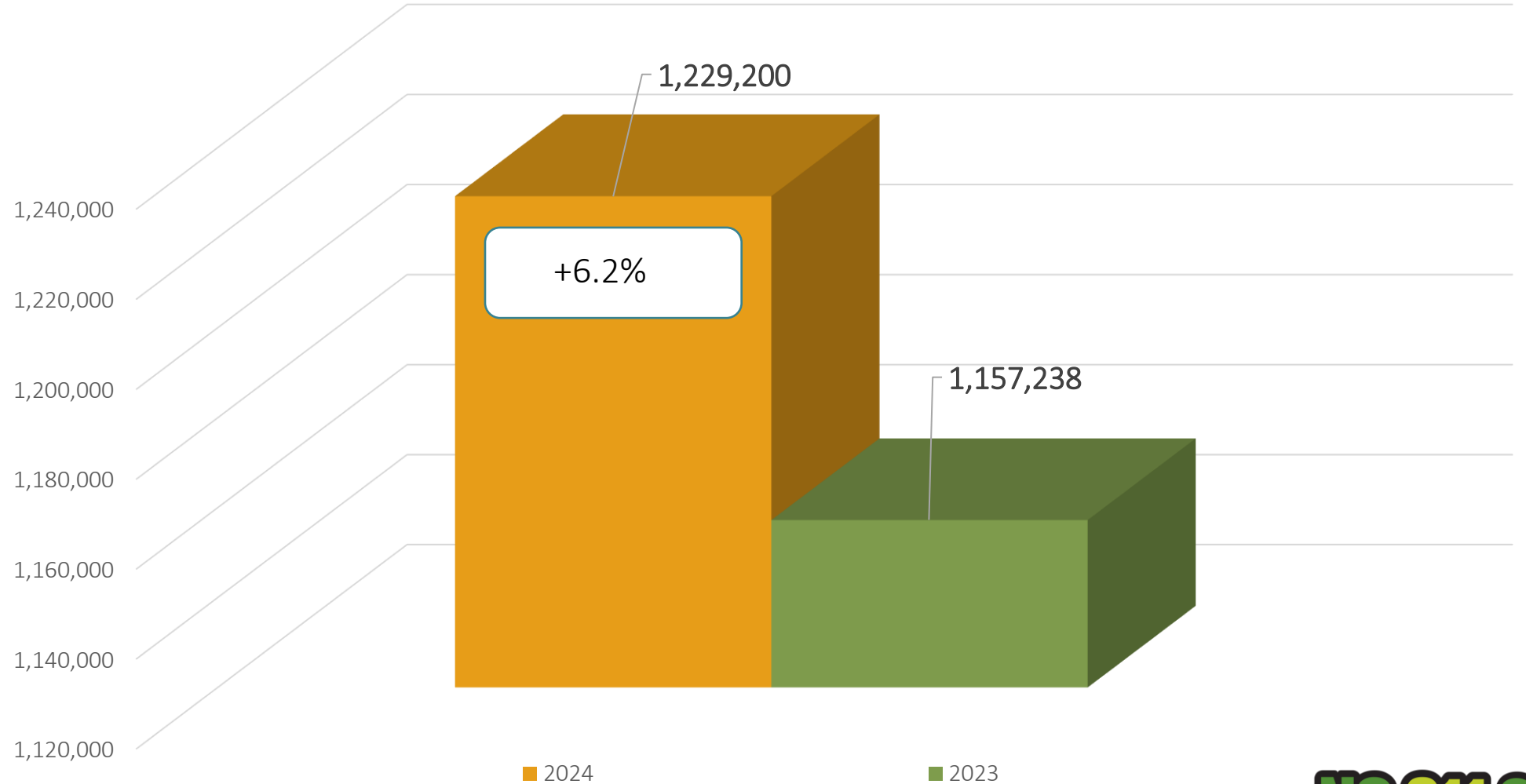
MTD February 2024 – 226,572 / 2023 – 209,813= +8%  
YTD 2024 – 453,175/ 2023 – 418,801 = +8.2 %  
Updates for January 2024 – (68,983) = 30.44% of volume / January 32.6% = -2.16% (Decrease the month before)





# Transmissions for NC

## February 2024 vs 2023

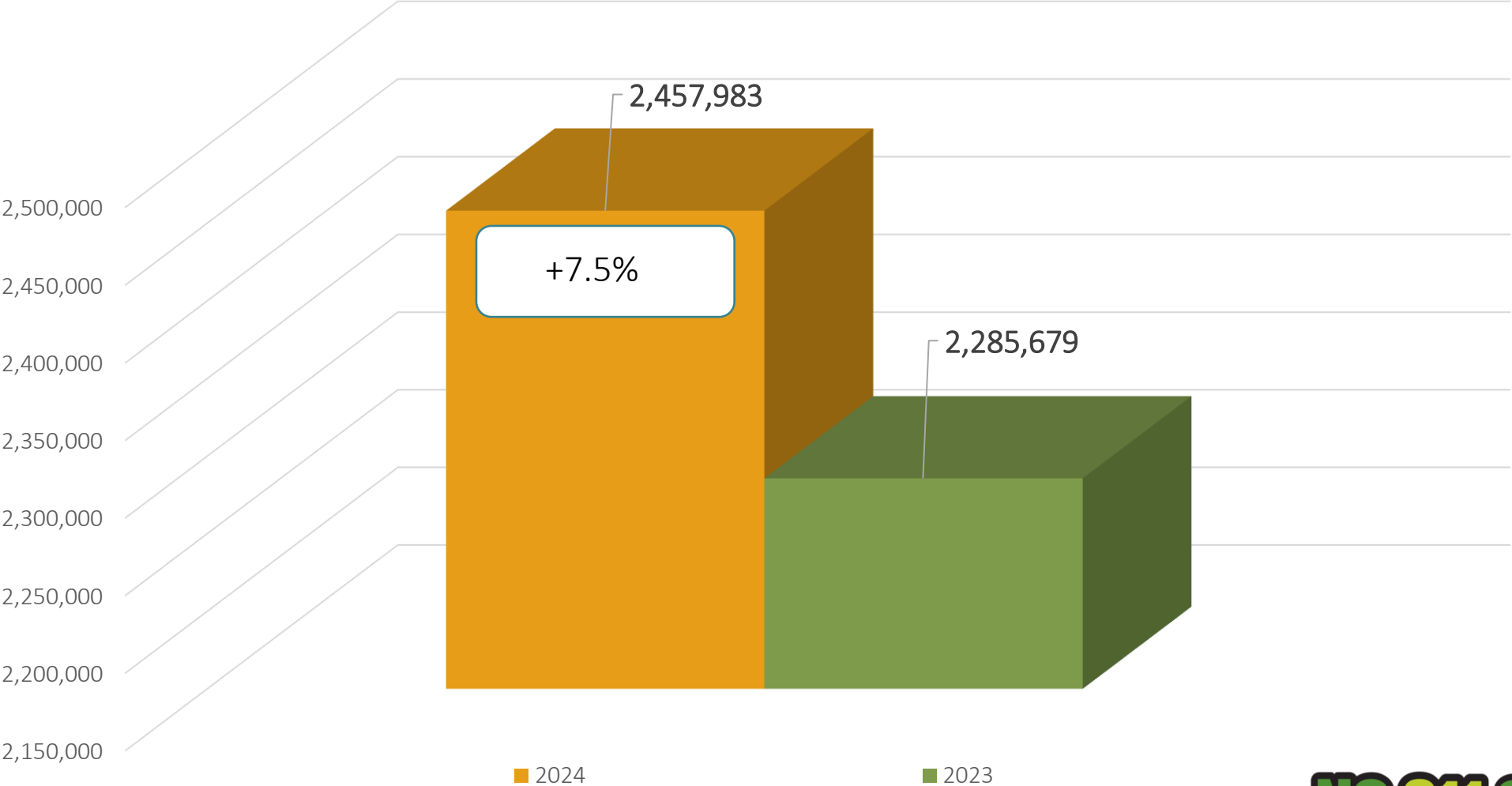


Transmissions MTD 2024– 1,229,200 / 2023 – 1,157,238= +6.2%  
Transmissions YTD 2024– 2,457,983 / 2023 – 2,285,679= +7.5%



# Transmissions for NC

YTD 2024



Transmissions MTD 2024– 1,229,200 / 2023 – 1,157,238= +6.2%  
Transmissions YTD 2024– 2,457,983 / 2023 – 2,285,679= +7.5%





# COUNTY TICKET VOLUME

2024 VS 2023



Dare	3 HR	CNCL	NEW	RXMT	UPDT	TOTAL Tickets
2023	23	5	720	10	312	1070
2024	308	40	1544	54	455	2401
+/- Var	1239.1%	700.0%	114.4%	440.0%	45.8%	124.4%
		Avg Locates per Day				109

# COUNTY TICKET VOLUME

2024 VS 2023



Currituck	3 HR	CNCL	NEW	RXMT	UPDT	TOTAL Tickets
2023	34	2	503	13	61	613
2024	62	2	651	12	34	761
+/- Var	82.4%	0.0%	29.4%	-7.7%	-44.3%	24.1%
		Avg Locates per Day				35



# COUNTY TICKET VOLUME

YTD VS PREVIOUS YEAR



Dare	3 HR	CNCL	NEW	RXMT	UPDT	TOTAL Tickets
2023	109	9	1474	36	586	2214
2024	443	64	2694	78	819	4098
+/- Var	306.4%	611.1%	82.8%	116.7%	39.8%	85.1%
		Avg Locates per Day				100

# COUNTY TICKET VOLUME

YTD VS PREVIOUS YEAR



Currituck	3 HR	CNCL	NEW	RXMT	UPDT	TOTAL Tickets
2023	45	4	1018	34	167	1268
2024	132	6	1347	20	128	1633
+/- Var	193.3%	50.0%	32.3%	-41.2%	-23.4%	28.8%
		Avg Locates per Day				40



# COUNTY TICKET DISTRIBUTION - FEBRUARY



County/Place	02 Feb
<b>DARE</b>	<b>2401</b>
AVON	21
BUXTON	29
COLINGTON	7
<b>DUCK</b>	<b>344</b>
EAST LAKE	1
FRISCO	41
HATTERAS	41
<b>KILL DEVIL HILLS</b>	<b>685</b>
<b>KITTY HAWK</b>	<b>387</b>
MANNS HARBOR	4
<b>MANTEO</b>	<b>181</b>
MARTINS POINT	1

<b>NAGS HEAD</b>	<b>436</b>
RODANTHE	6
SALVO	7
<b>SOUTHERN SHORES</b>	<b>155</b>
STUMPY POINT	4
WANCHESE	45
WAVES	6

# COUNTY TICKET DISTRIBUTION - FEBRUARY



County/Place	02 Feb
<b>CURRITUCK</b>	<b>761</b>
AYDLETT	12
BARCO	14
COINJOCK	13
<b>COROLLA</b>	<b>155</b>
CURRITUCK	12
GIBBS WOODS	3
GRANDY	34
GREGORY	1
HARBINGER	13
JARVISBURG	14
KNOTTS ISLAND	15

MAPLE	4
<b>MOYOCK</b>	<b>437</b>
POINT HARBOR	7
POPLAR BRANCH	1
POWELLS POINT	21
SHAWBORO	4
WATERLILY	1

# DAMAGES



**DIRT** Damage Information  
Reporting Tool



# Damages Reported for February



NC-Alamance	19
NC-Alexander	2
NC-Ashe	1
NC-Beaufort	2
NC-Brunswick	16
NC-Buncombe	7
NC-Burke	3
NC-Cabarrus	16
NC-Caldwell	4
NC-Carteret	7
NC-Catawba	29
NC-Chatham	13
NC-Cherokee	2
NC-Chowan	4
NC-Clay	5
NC-Cleveland	15
NC-Columbus	4
NC-Craven	17
NC-Cumberland	39
NC-Currituck	2
NC-Dare	14
NC-Davidson	12
NC-Davie	3
NC-Duplin	3
NC-Durham	85

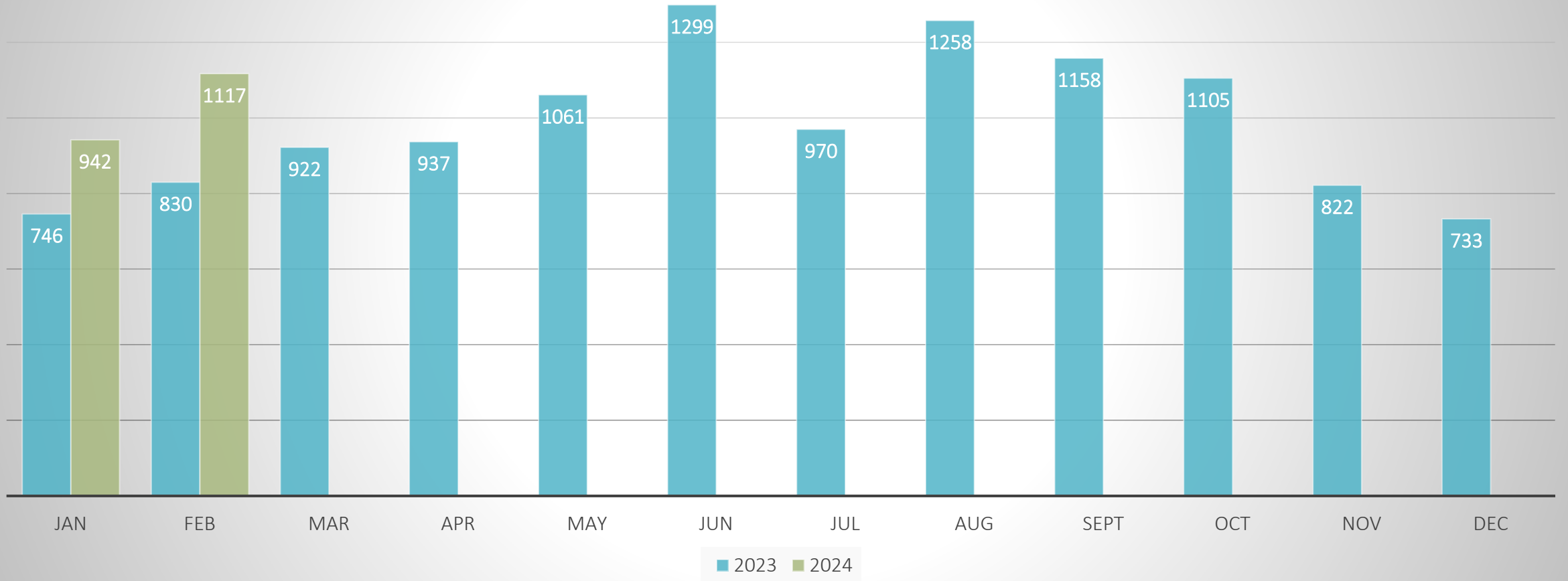
NC-Edgecombe	5
NC-Forsyth	41
NC-Franklin	1
NC-Gaston	29
NC-Gates	2
NC-Granville	3
NC-Guilford	52
NC-Halifax	1
NC-Harnett	19
NC-Haywood	3
NC-Henderson	9
NC-Hertford	3
NC-Hoke	3
NC-Iredell	19
NC-Jackson	3
NC-Johnston	36
NC-Jones	2
NC-Lee	4
NC-Lincoln	7
NC-Madison	1
NC-McDowell	4
NC-Mecklenburg	160
NC-Mitchell	1
NC-Montgomery	4
NC-Moore	22

NC-Nash	14
NC-New Hanover	20
NC-Northampton	1
NC-Onslow	21
NC-Orange	46
NC-Pasquotank	3
NC-Pender	9
NC-Perquimans	2
NC-Person	2
NC-Pitt	12
NC-Randolph	5
NC-Richmond	2
NC-Robeson	4
NC-Rockingham	6
NC-Rowan	13
NC-Rutherford	1
NC-Scotland	2
NC-Surry	2
NC-Union	29
NC-Vance	2
NC-Wake	152
NC-Wayne	6
NC-Wilkes	1
NC-Wilson	2
NC-Yadkin	2

**Grand Total 1,117**

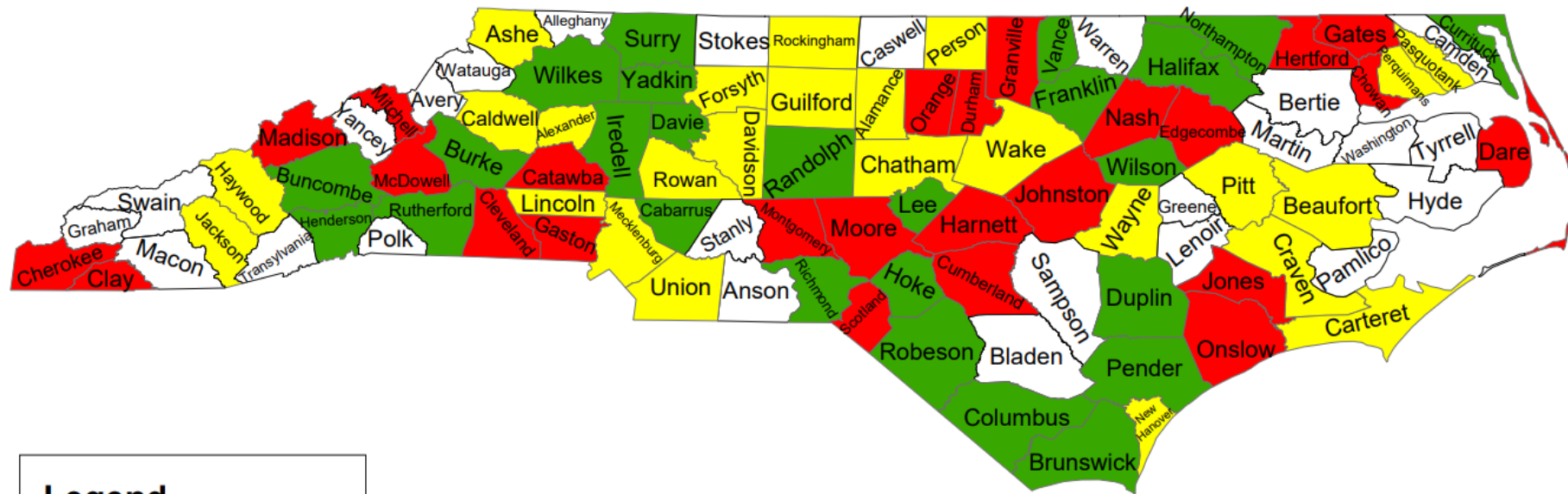


## Damages in North Carolina 2024 vs 2023







# Damages Per 1000 Transmissions

February 2024



## Legend

### Quantile

	None
	0.000001 - 0.733407
	0.733408 - 1.112062
	1.112063 - 4.152824

# Top 10 Callers for - Dare



Rank	Name	Totals
1	SPEEDIES UNDERGROUND SERVICES, INC	261
2	HYPER NETWORKS, LLC	234
3	DOWN EAST UNDERGROUND	231
4	NSC UNDERGROUND LLC	157
5	MARTINEZ UNDERGROUND	154
6	MASTEC	140
7	DRAKE HDD	94
8	MUDD INVESTMENTS	78
9	DRAKE HDD, LLC	76
10	J & K DRILLING	66



# Top 10 Callers for - Currituck



Rank	Name	Totals
1	UNDERGROUND ARREAGA INC.	103
2	DIVERSIFIED TECHNOLOGY	84
3	MASTEC	76
4	W & W UNDERGROUND	29
5	BARNHILL CONTRACTING COMPANY	26
6	4D DIRECTIONAL BORING	23
7	ATLANTIC FOUNDATIONS, INC	19
8	S & J PLUMBING COMPANY	17
9	FULL CIRCLE CONCEPTS	15
10	ARREAGA UNDERGROUND INC.	14

# EDUCATION TEAM



Ann Rushing  
Education  
Manager



Tami Groves  
Southeast  
Liaison



Howard Corey  
Eastern Liaison



Tyler Ross  
Western Liaison



Parrish  
Reddick  
Piedmont Liaison



Steven Moore  
Media Relations  
Specialist





Follow NCUCC on Facebook. There we will post meeting info, schedules, photos and videos and joint conference updates.

[facebook.com/ncucc1](https://facebook.com/ncucc1)

---

# THANK YOU

A copy of this presentation is available at  
[www.ncucc.org](http://www.ncucc.org)

If this meeting was virtual or hybrid, a video is available on [ncucc.org](http://ncucc.org). Go to County UCC's.

The video will be listed under the month and year the meeting took place.