





**Everyone goes home  
safe with 811.**



*2024 NC811 Billboard*

**NC811 MONTHLY UPDATE  
FEBRUARY 2024**

**PASQUOTANK/CAMDEN/PERQUIMANS UCC**

**PRESENTED BY HOWARD COREY**

---

## 2024 BANNERS

Contact your local NC811 liaison to place your pre-order now.



*120 banners will be available for free. First come, first serve.*



---

# 2024 TAILGATE WRAPS

Contact your local  
NC811 liaison for  
more information.

*26 wraps will be  
available through  
our grant program.*





# \$300 Up for grabs! DARE TO DIG!

\*Enter anytime from now until April 30th, 2024



[nc811.org/dare-to-dig](https://nc811.org/dare-to-dig)

April is National Safe Digging Month and it's almost time to get digging!! Entering the contest only takes a few minutes and you could win \$300 just by digging a few virtual holes.





**NC 811.ORG**



**Visit our  
booth  
all that  
weekend!**

**Enter for your  
chance to win a  
Blackstone Griddle,  
Yeti Cooler  
or \$50 Amazon  
Gift Cards**



**March 1-3, 2024  
NC State Fairgrounds  
4285 Trinity Road  
Raleigh, N.C. 27607**

---

# IMPORTANT DATES



## NCUDPRB

Tuesday, April 23  
10 am

NC811 Events Center,  
Greensboro

Visit <https://udprb.nc.gov>  
for location info

## NCLRPC

Wednesday, March 20th  
11 am

NC811 Events Center,  
Greensboro

Visit <https://ncucc.org>  
for meeting link

## BOARD

Friday, April 19th  
8:00 am

Chetola Resort  
Blowing Rock, NC

contact  
Stephanie Brown for  
details.  
[stephanie@nc811.org](mailto:stephanie@nc811.org)

## STATE UCC

Tuesday, March 12th  
10 am

4211 Global St, Raleigh,  
NC 27610

Hybrid meeting.  
See [ncucc](#) calendar for  
a link



# UGDPRB – OVERVIEW OF 1/23/2024 CASES

- 56 Cases on Agenda
  - 55 - Reviewed with action
  - 1 - Tabled
- 8 - Dismissed for lack of evidence
- 18 – Issued Pipes Plus Training
- **\$73,500** issued in fines





---

## TIP OF THE MONTH

### **A ticket number does not equal a valid ticket!**

When a notice is requested for the purpose of excavation or demolition, the information provided by the excavator must be correct.

Incorrect information can lead to delays for the dig crews, damages at the excavation site, member operators not being notified.

---

# DATA INSIGHTS

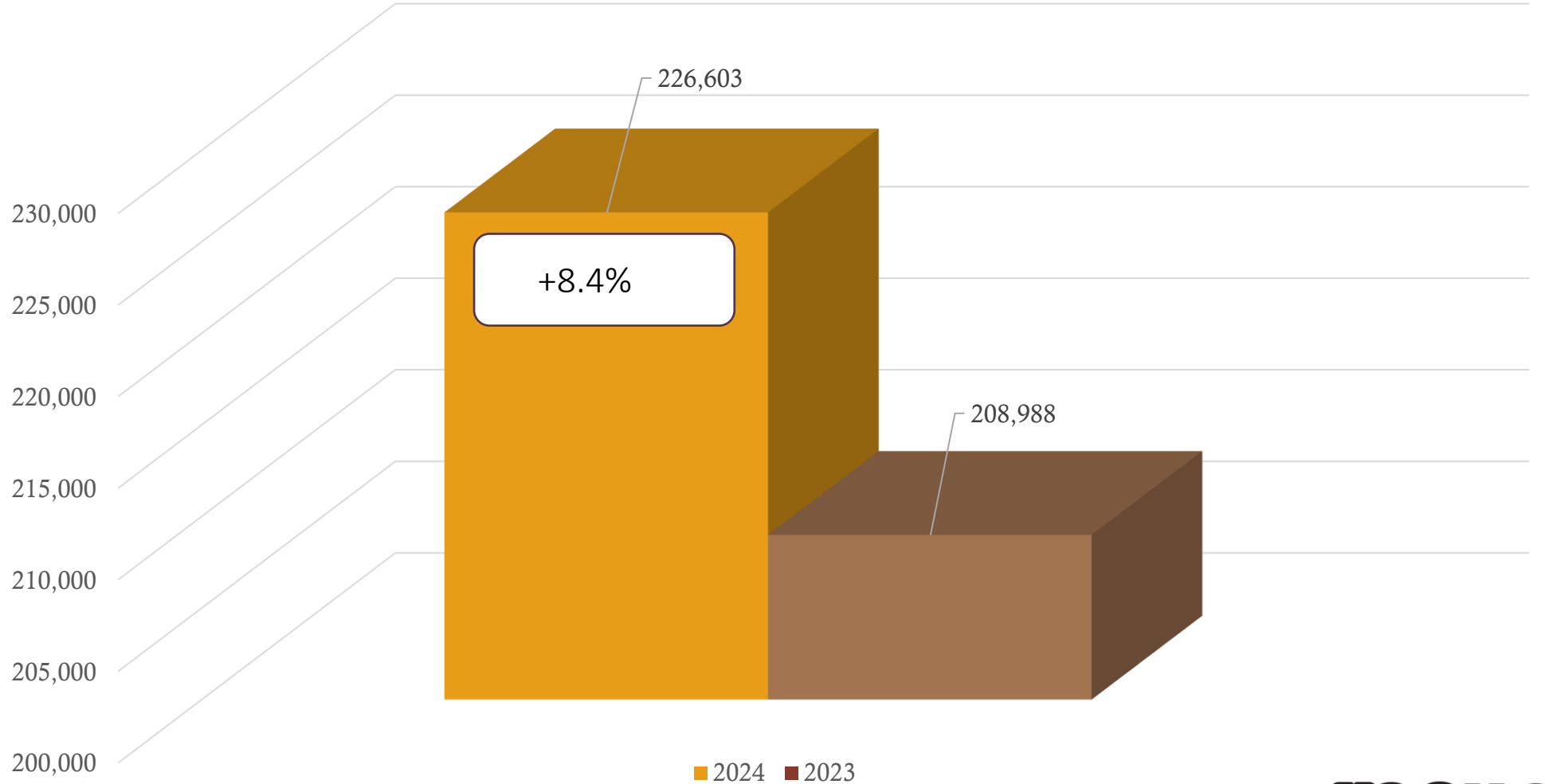

Locate Request, Transmissions,  
County ticket volume and distribution





# Locate Requests for NC

## January 2024 vs 2023



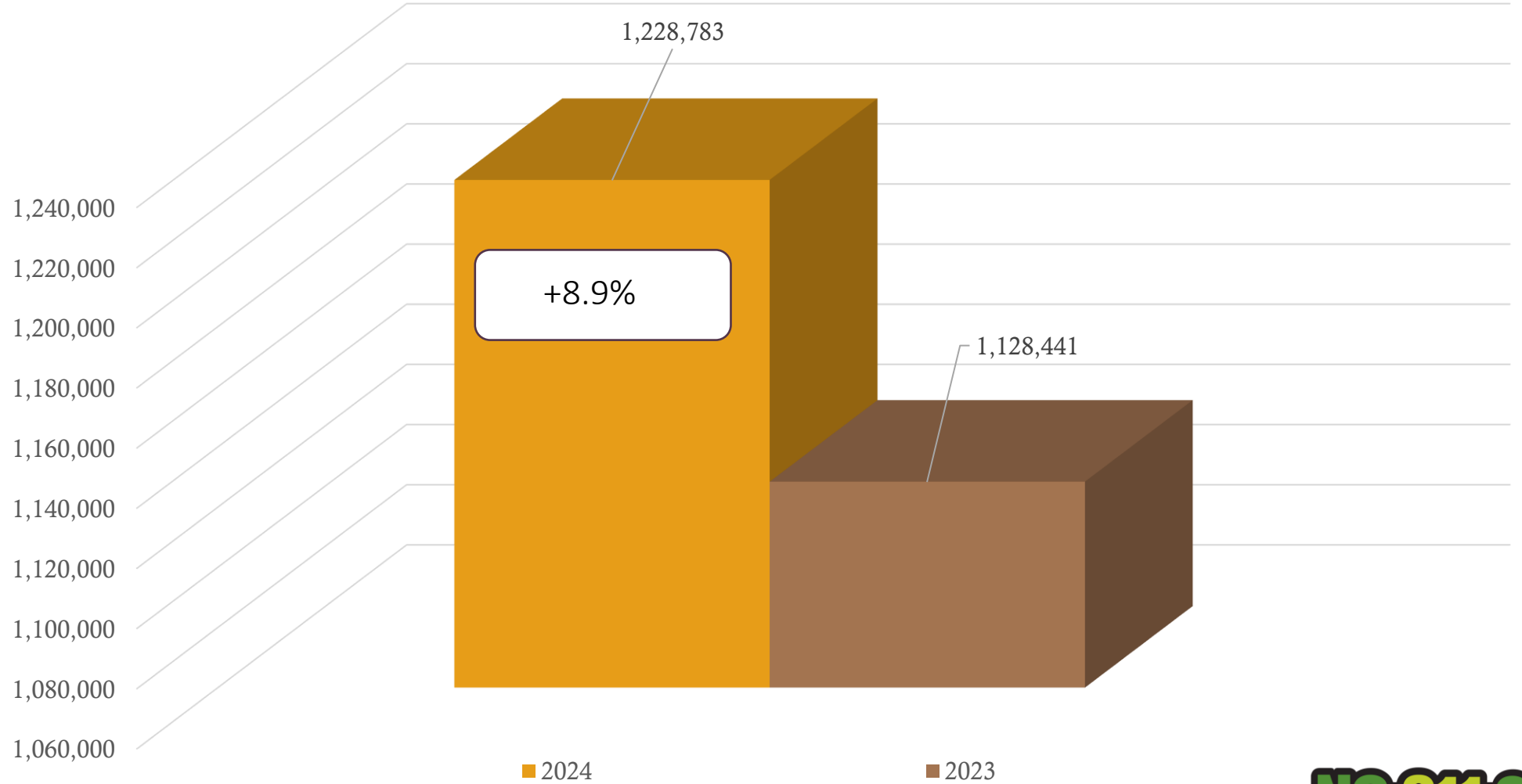

MTD January 2024 – 226,603 / 2023 – 208,988 = +8.4%

YTD 2024 – 226,603 / 2023 – 208,988 = +8.4 %

Updates for January 2024 – (73,868) = 32.6% of volume / December 32.7% = -.1% (Decrease the month before)

# Transmissions for NC

## January 2024 vs 2023



Transmissions MTD 2024– 1,228,783 / 2023 – 1,128,441= +8.9%  
Transmissions YTD 2024– 1,228,783 / 2023 – 1,128,441= +8.9%





# COUNTY TICKET VOLUME

2024 VS 2023



<b>Pasquotank</b>	<b>3 HR</b>	<b>CNCL</b>	<b>NEW</b>	<b>RXMT</b>	<b>UPDT</b>	<b>TOTAL Tickets</b>
2023	8	3	266	6	107	390
2024	68	4	519	27	76	694
+/- Var	750.0%	33.3%	95.1%	350.0%	-29.0%	77.9%
		Avg Locates per Day				37

# COUNTY TICKET VOLUME

2024 VS 2023



<b>Camden</b>	<b>3 HR</b>	<b>CNCL</b>	<b>NEW</b>	<b>RXMT</b>	<b>UPDT</b>	<b>TOTAL Tickets</b>
2023	1	1	130	1	25	158
2024	4	0	93	2	21	120
+/- Var	300.0%	-100.0%	-28.5%	100.0%	-16.0%	-24.1%
		Avg Locates per Day				6



# COUNTY TICKET VOLUME

2024 VS 2023



<b>Perquimans</b>	<b>3 HR</b>	<b>CNCL</b>	<b>NEW</b>	<b>RXMT</b>	<b>UPDT</b>	<b>TOTAL Tickets</b>
2023	2	0	106	4	31	143
2024	14	4	176	2	14	210
+/- Var	600.0%	400%	66.0%	-50.0%	-54.8%	46.9%
		Avg Locates per Day				11

# COUNTY TICKET VOLUME

YTD VS PREVIOUS YEAR



<b>Pasquotank</b>	<b>3 HR</b>	<b>CNCL</b>	<b>NEW</b>	<b>RXMT</b>	<b>UPDT</b>	<b>TOTAL Tickets</b>
2023	8	3	266	6	107	390
2024	68	4	519	27	76	694
+/- Var	750.0%	33.3%	95.1%	350.0%	-29.0%	77.9%
		Avg Locates per Day				37



# COUNTY TICKET VOLUME

YTD VS PREVIOUS YEAR



<b>Camden</b>	<b>3 HR</b>	<b>CNCL</b>	<b>NEW</b>	<b>RXMT</b>	<b>UPDT</b>	<b>TOTAL Tickets</b>
2023	1	1	130	1	25	158
2024	4	0	93	2	21	120
+/- Var	300.0%	-100.0%	-28.5%	100.0%	-16.0%	-24.1%
		Avg Locates per Day				6

# COUNTY TICKET VOLUME

YTD VS PREVIOUS YEAR



<b>Perquimans</b>	<b>3 HR</b>	<b>CNCL</b>	<b>NEW</b>	<b>RXMT</b>	<b>UPDT</b>	<b>TOTAL Tickets</b>
2023	2	0	106	4	31	143
2024	14	4	176	2	14	210
+/- Var	600.0%	400%	66.0%	-50.0%	-54.8%	46.9%
		Avg Locates per Day				11



# COUNTY TICKET DISTRIBUTION - JANUARY

---

County/Place	01 Jan
PASQUOTANK	694
<b>ELIZABETH CITY</b>	<b>683</b>
MORGANS CORNERS	4
NIXONTON	1
PASQUOTANK	3
WEEKSVILLE	3

# COUNTY TICKET DISTRIBUTION - JANUARY

---

<b>County/Place</b>	<b>01 Jan</b>
<b>CAMDEN</b>	<b>120</b>
BURNT MILLS	1
<b>CAMDEN</b>	<b>62</b>
SHILOH	12
<b>SOUTH MILLS</b>	<b>43</b>
TAR CORNER	1
TAYLORS BEACH	1

# COUNTY TICKET DISTRIBUTION - JANUARY

---

County/Place	01 Jan
<b>PERQUIMANS</b>	<b>210</b>
BELVIDERE	17
BETHEL	5
BURGESS	1
<b>HERTFORD</b>	<b>173</b>
HOLIDAY ISLAND	5
NEW HOPE	1
WINFALL	8



# DAMAGES



**DIRT** Damage Information  
Reporting Tool

# Damages Reported for January



NC-Alamance	21
NC-Alexander	3
NC-Anson	1
NC-Beaufort	2
NC-Bladen	3
NC-Brunswick	20
NC-Buncombe	17
NC-Burke	2
NC-Cabarrus	14
NC-Caldwell	4
NC-Carteret	7
NC-Catawba	14
NC-Chatham	17
NC-Clay	1
NC-Cleveland	19
NC-Columbus	2
NC-Craven	20
NC-Cumberland	27
NC-Currituck	4
NC-Dare	7
NC-Davidson	4
NC-Davie	2

NC-Duplin	2
NC-Durham	52
NC-Forsyth	44
NC-Franklin	5
NC-Gaston	11
NC-Gates	3
NC-Guilford	29
NC-Halifax	1
NC-Harnett	23
NC-Haywood	6
NC-Henderson	3
NC-Hertford	5
NC-Hoke	5
NC-Iredell	15
NC-Jackson	1
NC-Johnston	18
NC-Lee	8
NC-Lenoir	2
NC-Lincoln	5
NC-McDowell	1
NC-Mecklenburg	131
NC-Montgomery	1
NC-Moore	19
NC-Nash	3
NC-New Hanover	17



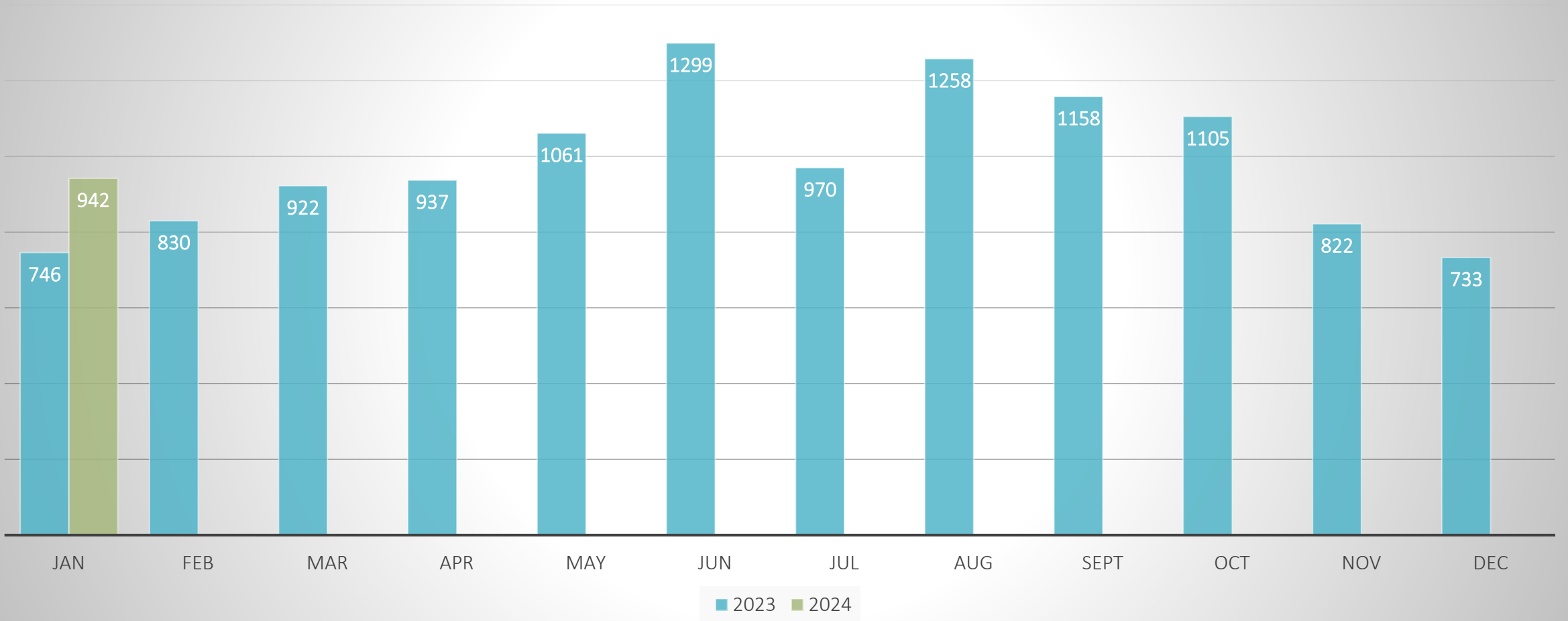
NC-Onslow	19
NC-Orange	78
NC-Pender	9
NC-Perquimans	1
NC-Person	3
NC-Pitt	9
NC-Polk	2
NC-Randolph	4
NC-Richmond	1
NC-Robeson	4
NC-Rockingham	7
NC-Rowan	10
NC-Rutherford	2
NC-Sampson	2
NC-Scotland	2
NC-Stanly	3
NC-Stokes	3
NC-Surry	1
NC-Swain	1
NC-Union	32
NC-Vance	2
NC-Wake	113
NC-Washington	1
NC-Wayne	7
NC-Wilkes	1
NC-Wilson	4
NC-Yadkin	2

**Grand Total 942**





## Damages in North Carolina 2024 vs 2023



# Top 10 Callers for – Pasquotank



Rank	Name	Totals
1	UNDERGROUND ARREAGA INC.	105
2	ITG	90
3	BEVERIDGE CONSTRUCTION COMPANY, LLC	67
4	PARKER STOCKSTILL CONSTRUCTION, INC	46
5	UNDERGROUND ARREAGA INC	37
6	NC CABLE UNDERGROUND, LLC	20
7	ARREAGA UNDERGROUND INC.	19
8	I & F COMMUNICATION	19
9	ATLANTIC FOUNDATIONS, INC	18
10	VICO CONSTRUCTION	18

# Top 10 Callers for – Camden



Rank	Name	Totals
1	W & W UNDERGROUND	16
2	ENVIRO-TECH UNLIMITED CONSTRUCTION SERVI	9
3	SOUTH CAMDEN WATER AND SEWER DISTRICT	8
4	STEVENSON SAND	6
5	SOUTH MILLS WATER ASSOCIATION	5
6	INVISIBLE FENCE OF NORTHEASTERN NORTH CA	5
7	JMT	5
8	EASTERN SHORES COMMUNICATIONS	4
9	DOMINION ENERGY	4
10	4D DIRECTIONAL BORING	3



# Top 10 Callers for – Perquimans



Rank	Name	Totals
1	PIEDMONT UTILITY GROUP, LLC	74
2	LBS UNDERGROUND CONSTRUCTION, LLC	11
3	ALBEMARLE EMC	11
4	ARREAGA UNDERGROUND INC.	11
5	ITG	11
6	W & W UNDERGROUND	10
7	I & F COMMUNICATION	5
8	LAMBERTS CABLE SPLICING, LLC	5
9	STEVENSON SAND	5
10	STEVENSON SAND INC	5



---

**THANK YOU**

A copy of this presentation is available at  
[www.ncucc.org](http://www.ncucc.org)

If this meeting was virtual or hybrid, a video is available on [ncucc.org](http://ncucc.org). Go to County UCC's.

The video will be listed under the month and year the meeting took place.