

UCC Sign-In Sheet

County: P. H.

Date: 3/12/2024

[illegible]

City of Greenville Capital Projects (3/12/2024)

2024 Street Rehabilitation and Preservation (Annual Contract)

- NTP Date is March 25th.

2023 Stormwater Repairs Contract (Annual Contract)

- Pineview TO is in progress, GUC to run sewer bypass 3-13.
- Dansey Pipe work started 3-11.

2024 Stormwater Repairs Contract (Annual Contract)

- Contract complete, expected to advertise in April.

Cedar Ln Stormwater Improvements

- Postponed until further notice.

Oxford Rd. & Rock Springs Bridge Replacement

- Webb White is HTNB Utility Coordinator.
- NCDOT looking to bore a water line from Oxford Rd under the creek to the corner of 10th St and Oxford Rd. Anticipated Let date late August.

W. 5th Street Reconstruction, Phase 2-4 (BUILD Grant)

- Trader to give update.

BUILD Grant Greenways

- Trader to give update.

Greenbrier Culverts and Stream Restoration

- Estimated to Advertise for Bid Fall/Winter of 2024

Cedar Stream Restoration

- Getting property owners Right of Entries on Board.
- Postponed for possible federal earmark.

Arts District Streetscape

- Kimley-Horn has been selected as consultant for the gateway treatments.
- COG is coordinating with GUC Electric for pedestrian lighting on Pitt Street and 8th Street.
- Small section of sidewalk will be installed on Pitt Street.

St. Andrews Streambank Restoration

- KCI has been selected as consultant and the contract was awarded by council on February 5th.

GREENVILLE UTILITIES COMMISSION

Electric Department Work Progress

-March 2024 -

ELECTRIC DEPT. PROJECTS

<u>Name</u>	<u>Work to be Done</u>	<u>Duration</u>
Service Installations	About System	ongoing
Rotten Pole and Pole Replacements	Replace Rotten Poles About System	ongoing
Install Area Lights/Main	Installing Area Lights About System	ongoing
LED Light Conversions	About System	ongoing
System Main/Repairs	About System	ongoing
Area Light Cable Replacements	About System	ongoing
Primary Cable Replacements	About System	ongoing
Pole Relocations	About System	ongoing

Ivy Rd. and Tucker Rd. pole replacement and reconductor

Residential/Commercial DEVELOPER PROJECTS

Augusta Trails Sec.4	Royal Farms (Allen Rd.&HWY 264&HWY 13)
Tucker Hill Farm S/D ph2	Winfield Village S/D
Ridgewood Farms	Taco Bell (Firetower Rd.)
Brook Hollow	Dillon Supply
Regency TownHomes	W. Fifth St. Ph. 2 - Elizabeth St.
Greenville Airport Hangers 25&26	Cell Pole Node- 10 new sites
Katie Farms	Farrington Trace Senior Lights
Abigail Trails ph2	Laurel Oaks ph2&3
7 Eleven	Cross Creek Townhomes
Behavioral Hospital	WH Smith/Dickinson Commercial
Evolve at the Pines	Hooker Rd. Flex Space
Hilton Garden Inn Uptown	Bells Fork Mini Storage
Turnbury S/D	Pitt County Office Park&Alice Keene Gym
Wawa (Stantonsburg&Memorial&10 th St.)	Langston ph13

TRANSMISSION PROJECTS

Mt. Pleasant to Sugg Parkway

G230S to Simpson

Light Projects

DOT

Allen Rd and Statonsburg Rd. intersection

REENVILLE UTILITIES COMMISSION

Gas Department Work Progress

March 2024

<u>NAME</u>	<u>WORK TO BE DONE</u>	<u>DURATION</u>
W. Littlefield Road – Ayden	Install 2,350' X 4" PE Gas Main	8 Days
Mumford and Pactolus Hwy – Greenville	Relocate 500' X 4" PE	3 Days
Tucker Hills – off Tucker Rd - Greenville	Install 1,500' X 2" PE Gas Main	3 Days
2109 W Arlington Blvd	Install 500' x 2" PE Gas Main	5 Days
3436 S. Memorial Dr. – New 7Eleven	Install 240' x 2" PE Gas Main	3 Days
S. Memorial Dr. – WAWA	Relocate and install 500' x 4" PE Gas Main	5 Days
HWY 43	Abandon 1,163' x 4" PE and install 1,167' x 6" PE and reconnect 390' x 4" PE Gas Main	20 Days
Dickinson Ave – Memorial Dr. to Reade Circle – Greenville – DOT	Relocate conflicts	TBA
Dickinson Ave & Clark Street	Install 525' x 2" PE Gas Main	TBA



***2024 NASCAR Xfinity Series
Phoenix Raceway
Saturday, March 9th***

**NC811 MONTHLY UPDATE
MARCH 2024**

PITT COUNTY UCC

PRESENTED BY HOWARD COREY"

NEW 811 BANNERS FOR 2024

Pick one up at your local UCC



2024 TAILGATE WRAPS

Contact your local
NC811 liaison for
more information.

*26 wraps will be
available for free.*

nc811.org/nc811-tailgate-wraps





\$300 Up for grabs! DARE TO DIG!



[April is National Safe Digging Month](#) and it's almost time to get digging!! Entering the contest only takes a few minutes and you could win \$300 just by digging a few virtual holes.

<https://nc811.org/dare-to-dig/>

Contest runs thru April 30th.

41st Annual Joint NC/SC Utilities



Dates: Tuesday, April 30th, 2024 – Friday, May 3, 2024.

Location: The conference will be held in beautiful Charleston, SC.

Registration: Attendee - \$250
Guest/Spouse - \$150

<https://sc811.com/scucc/#tab-36096>

IMPORTANT DATES



STATE UCC

Tuesday, March 12th
10:00 am

4211 Global St, Raleigh,
NC 27610

Hybrid meeting.
See ncucc calendar for
a link

NCLRPC

Wednesday, March 27th
11:00 am

NC811 Events Center,
Greensboro

Visit <https://ncucc.org>
for meeting link

BOARD

Friday, April 19th
8:00 am

Chetola Resort
Blowing Rock, NC

contact
Stephanie Brown for
details.
stephanie@nc811.org

NCUDPRB

Tuesday, April 23
10:00 am

NC811 Events Center,
Greensboro

Visit <https://udprb.nc.gov>
for location info


CALENDAR

NC811 & NCUCC event
calendars can be found on
nc811.org or the nc811 app



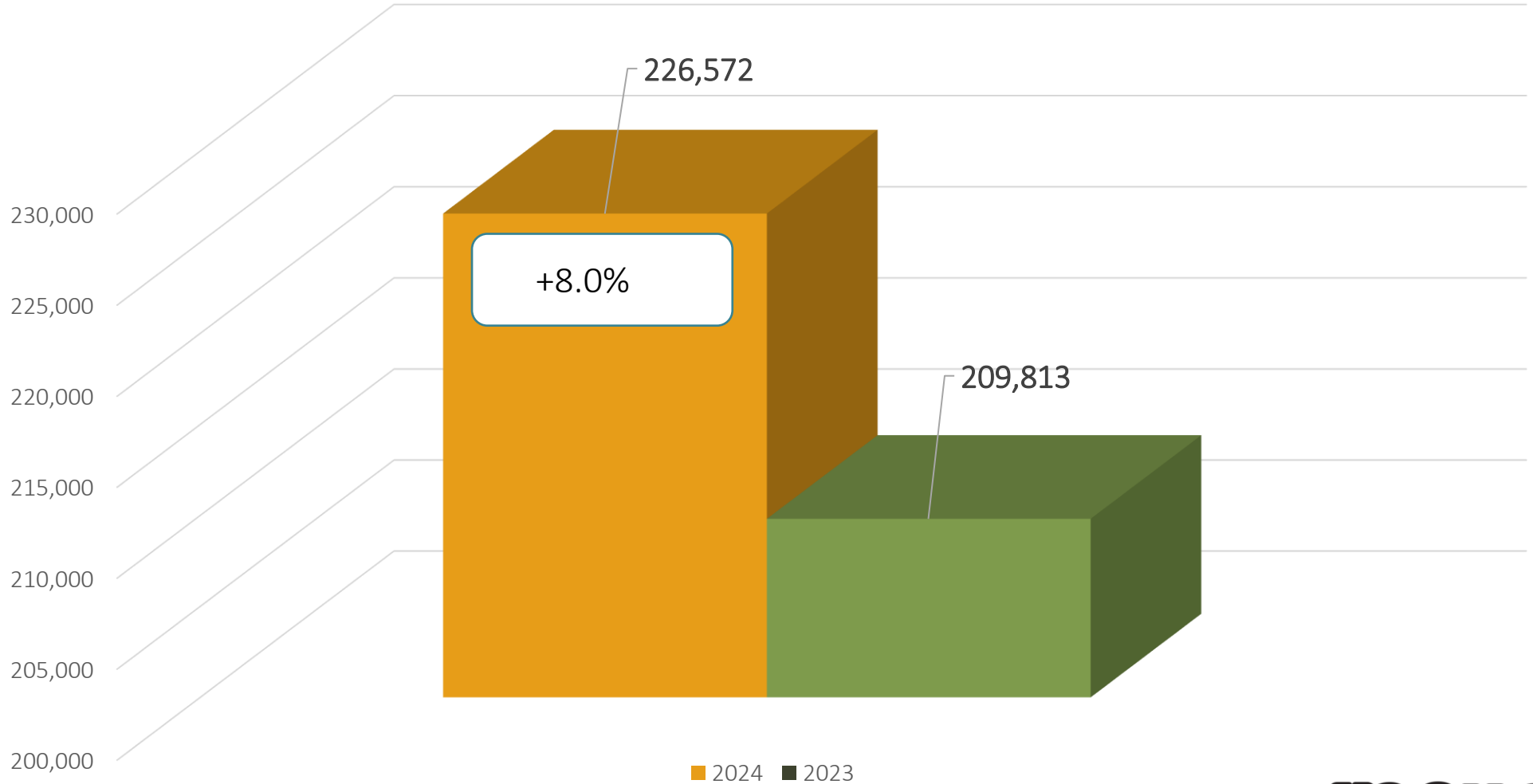

DATA INSIGHTS

Locate Request, Transmissions,
County ticket volume and distribution



Locate Requests for NC

February 2024 vs 2023



MTD February 2024 – 226,572 / 2023 – 209,813 = +8%

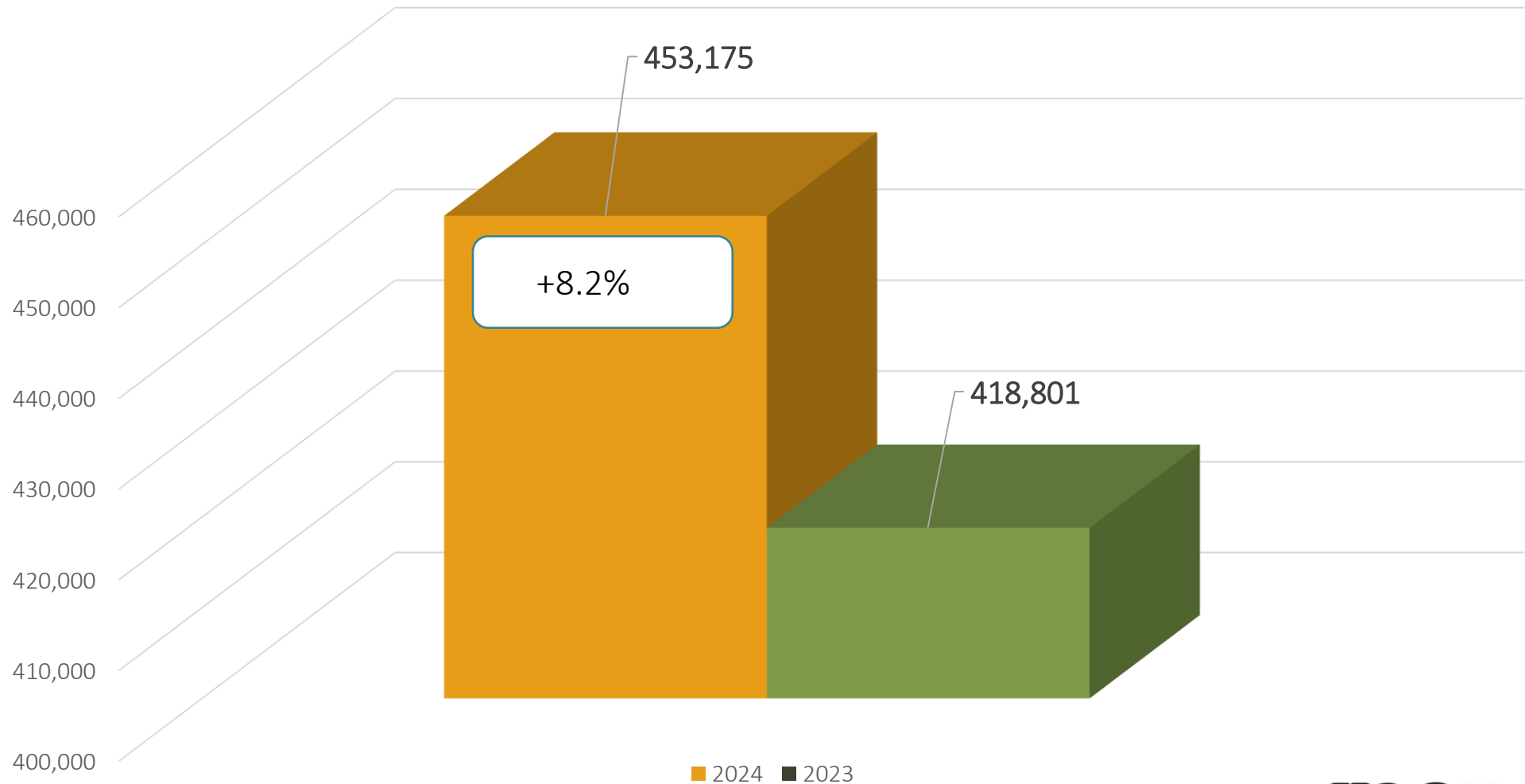
YTD 2024 – 453,175 / 2023 – 418,801 = +8.2 %

Updates for January 2024 – (68,983) = 30.44% of volume / January 32.6% = -2.16% (Decrease the month before)



Locate Requests for NC

YTD 2024

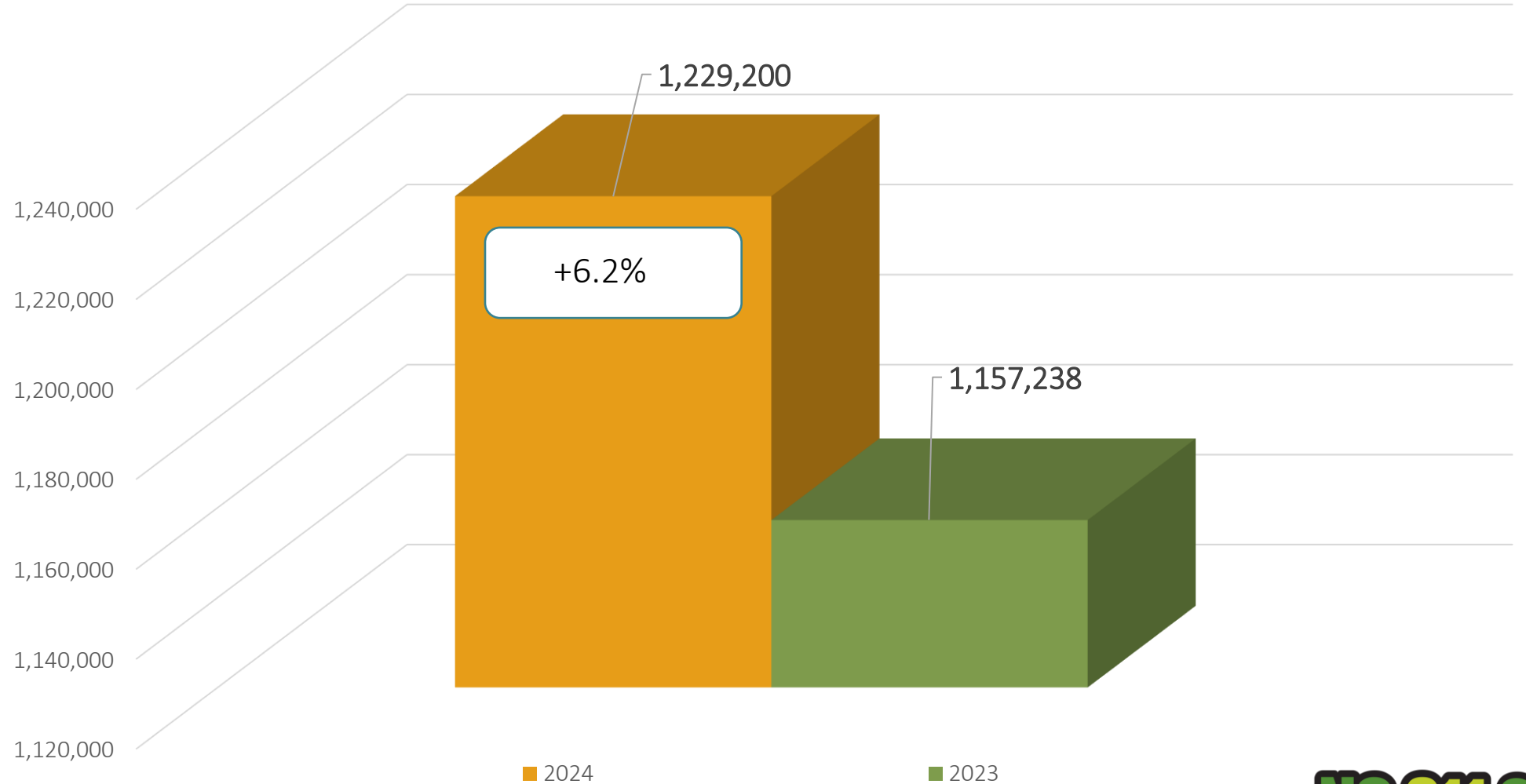


MTD February 2024 – 226,572 / 2023 – 209,813= +8%
YTD 2024 – 453,175/ 2023 – 418,801 = +8.2 %
Updates for January 2024 – (68,983) = 30.44% of volume / January 32.6% = -2.16% (Decrease the month before)



Transmissions for NC

February 2024 vs 2023

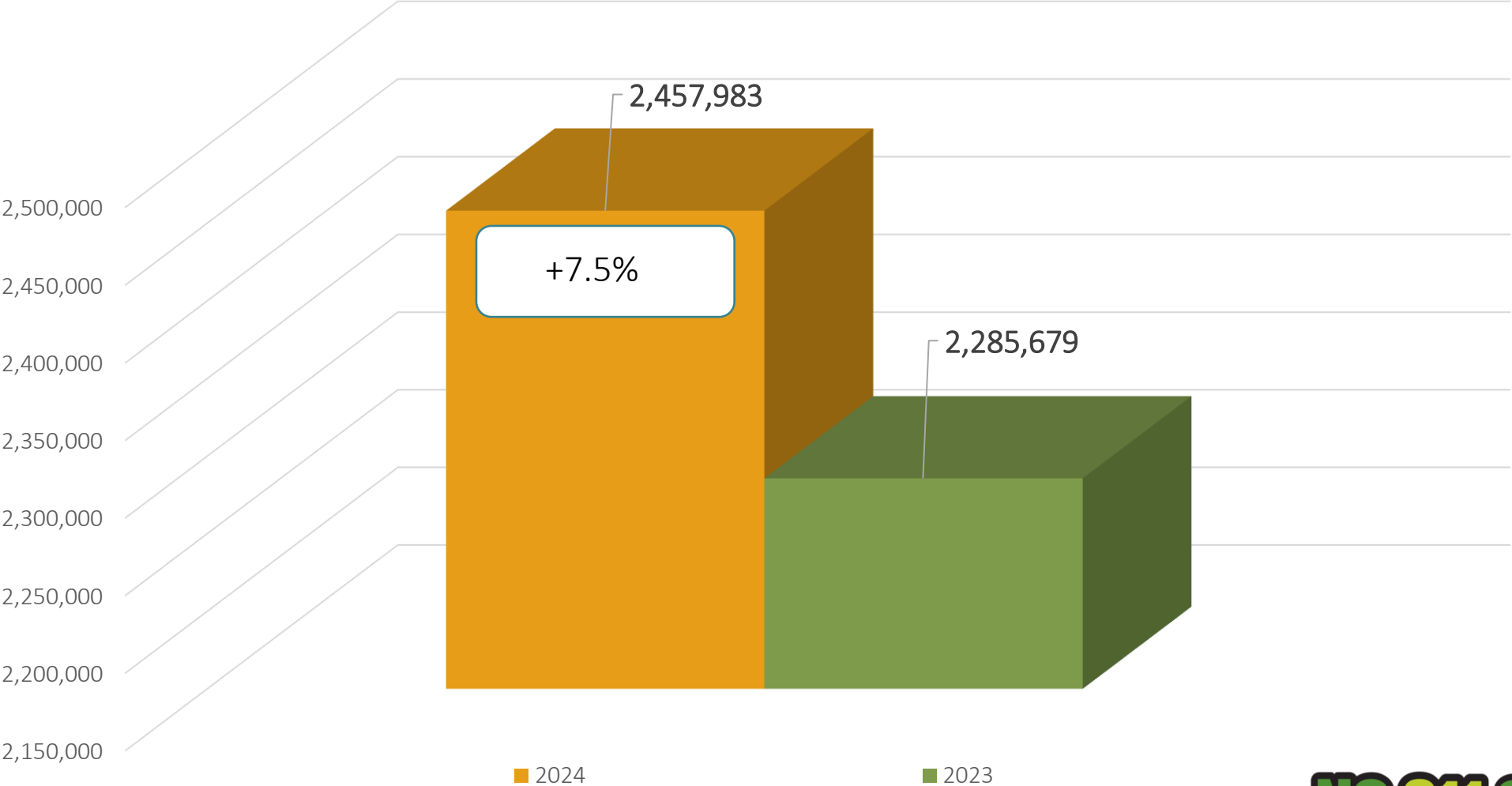


Transmissions MTD 2024– 1,229,200 / 2023 – 1,157,238= +6.2%
Transmissions YTD 2024– 2,457,983 / 2023 – 2,285,679= +7.5%



Transmissions for NC

YTD 2024



Transmissions MTD 2024– 1,229,200 / 2023 – 1,157,238= +6.2%
Transmissions YTD 2024– 2,457,983 / 2023 – 2,285,679= +7.5%



COUNTY TICKET VOLUME

2024 VS 2023



Pitt	3 HR	CNCL	NEW	RXMT	UPDT	TOTAL Tickets
2023	105	54	2668	136	674	3637
2024	46	19	1688	36	626	2415
+/- Var	-56.2%	-64.8%	-36.7%	-73.5%	-7.1%	-33.6%
		Avg Locates per Day				110

COUNTY TICKET VOLUME

YTD VS PREVIOUS YEAR



Pitt	3 HR	CNCL	NEW	RXMT	UPDT	TOTAL Tickets
2023	197	75	4555	180	1261	6268
2024	92	34	3228	75	1244	4673
+/- Var	-53.3%	-54.7%	-29.1%	-58.3%	-1.3%	-25.4%
		Avg Locates per Day				114

COUNTY TICKET DISTRIBUTION - FEBRUARY



County/Place	02 Feb
PITT	2415
AYDEN	224
BALLARDS CROSSROAD	1
BEDFORD	1
BELL ARTHUR	7
BELVOIR	7
BETHEL	64
CANTERBURY	1
CHICOD	16
FALKLAND	1
FARMVILLE	118
FOUNTAIN	22
GREENVILLE	1439

GRIFTON	21
GRIMESLAND	107
PACTOLUS	9
SIMPSON	13
STOKES	3
TREETOPS	1
WINTERVILLE	360

DAMAGES



DIRT Damage Information
Reporting Tool

Damages Reported for February



NC-Alamance	19
NC-Alexander	2
NC-Ashe	1
NC-Beaufort	2
NC-Brunswick	16
NC-Buncombe	7
NC-Burke	3
NC-Cabarrus	16
NC-Caldwell	4
NC-Carteret	7
NC-Catawba	29
NC-Chatham	13
NC-Cherokee	2
NC-Chowan	4
NC-Clay	5
NC-Cleveland	15
NC-Columbus	4
NC-Craven	17
NC-Cumberland	39
NC-Currituck	2
NC-Dare	14
NC-Davidson	12
NC-Davie	3
NC-Duplin	3
NC-Durham	85

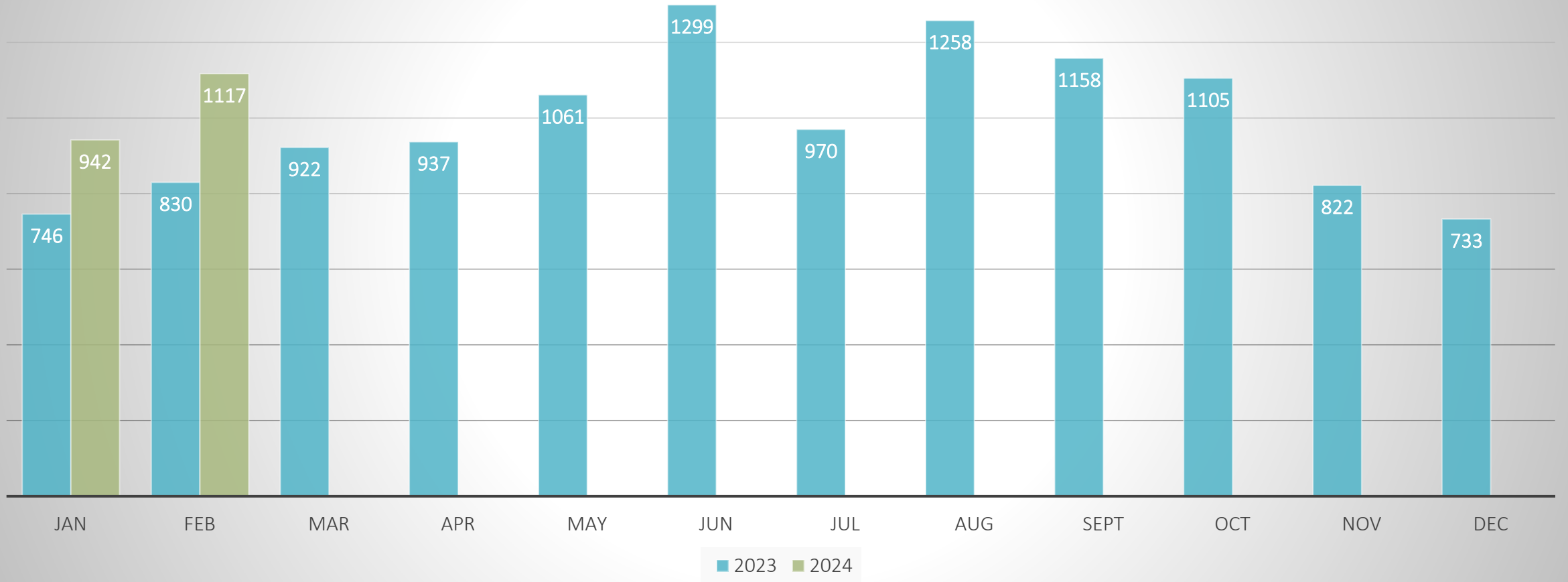
NC-Edgecombe	5
NC-Forsyth	41
NC-Franklin	1
NC-Gaston	29
NC-Gates	2
NC-Granville	3
NC-Guilford	52
NC-Halifax	1
NC-Harnett	19
NC-Haywood	3
NC-Henderson	9
NC-Hertford	3
NC-Hoke	3
NC-Iredell	19
NC-Jackson	3
NC-Johnston	36
NC-Jones	2
NC-Lee	4
NC-Lincoln	7
NC-Madison	1
NC-McDowell	4
NC-Mecklenburg	160
NC-Mitchell	1
NC-Montgomery	4
NC-Moore	22



NC-Nash	14
NC-New Hanover	20
NC-Northampton	1
NC-Onslow	21
NC-Orange	46
NC-Pasquotank	3
NC-Pender	9
NC-Perquimans	2
NC-Person	2
NC-Pitt	12
NC-Randolph	5
NC-Richmond	2
NC-Robeson	4
NC-Rockingham	6
NC-Rowan	13
NC-Rutherford	1
NC-Scotland	2
NC-Surry	2
NC-Union	29
NC-Vance	2
NC-Wake	152
NC-Wayne	6
NC-Wilkes	1
NC-Wilson	2
NC-Yadkin	2

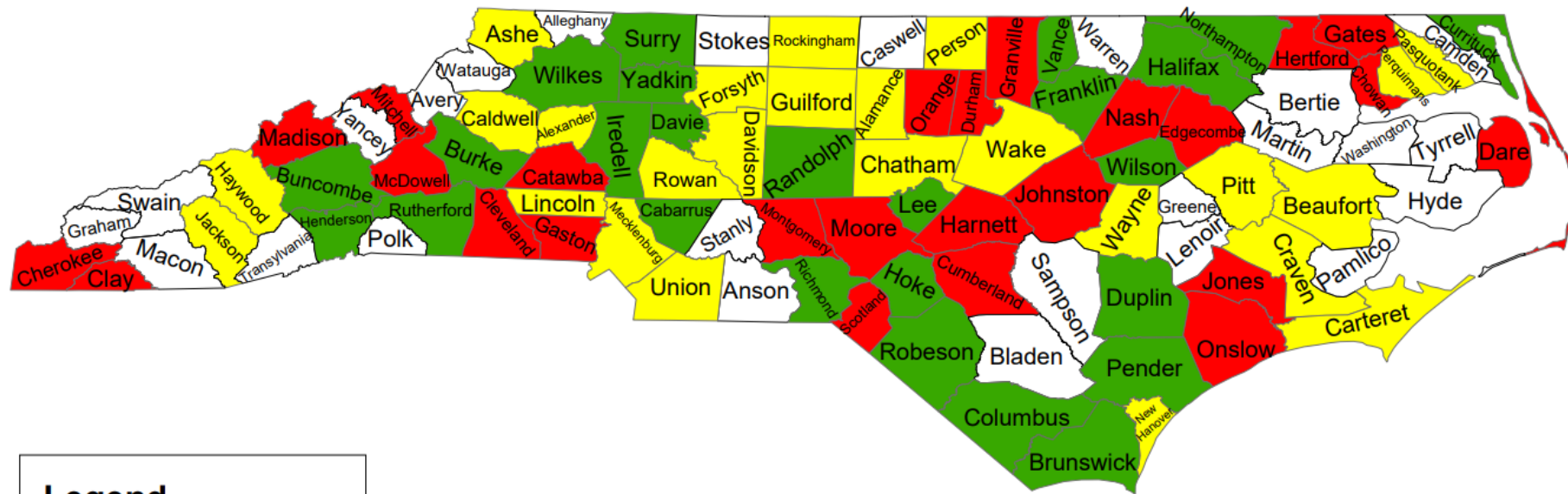
Grand Total 1,117

Damages in North Carolina 2024 vs 2023



Damages Per 1000 Transmissions

February 2024



Legend

Quantile

None

0.000001 - 0.733407

0.733408 - 1.112062

1.112063 - 4.152824

Top 10 Callers for - Pitt



Rank	Name	Totals
1	CAPE FEAR UTILITIES, LLC	217
2	GREENVILLE UTILITIES COMMISSION	187
3	WILLIS CABLE CONSTRUCTION, INC	175
4	WG UNDERGROUND	161
5	CANOS SERVICES, LLC	108
6	GOLDMINE TECHNOLOGY SOLUTION CORP	93
7	CAVO BROADBAND COMMUNICATIONS, LLC	69
8	J & M UNDERGROUND	60
9	CAPE FEAR UTILITIES, LLC	57
10	TRADER CONSTRUCTION COMPANY	56

EDUCATION TEAM



Ann Rushing
Education
Manager



Tami Groves
Southeast
Liaison



Howard Corey
Eastern Liaison



Tyler Ross
Western Liaison



Parrish
Reddick
Piedmont Liaison



Steven Moore
Media Relations
Specialist





Follow NCUCC on Facebook. There we will post meeting info, schedules, photos and videos and joint conference updates.

facebook.com/ncucc1

THANK YOU

A copy of this presentation is available at
www.ncucc.org

If this meeting was virtual or hybrid, a video is available on ncucc.org. Go to County UCC's.

The video will be listed under the month and year the meeting took place.