



***2024 NASCAR Xfinity Series  
Phoenix Raceway  
Saturday, March 9th***

**NC811 MONTHLY UPDATE  
MARCH 2024**

**RANDOLPH UCC**

# NEW 811 BANNERS FOR 2024

Pick one up at your local UCC





---

# 2024 TAILGATE WRAPS

Contact your local  
NC811 liaison for  
more information.

*26 wraps will be  
available for free.*

[nc811.org/nc811-tailgate-wraps](https://nc811.org/nc811-tailgate-wraps)



**APRIL IS  
811 MONTH**



**\$300 Up for grabs!**  
**DARE TO DIG!**

[April is National Safe Digging Month](#) and it's almost time to get digging!! Entering the contest only takes a few minutes and you could win \$300 just by digging a few virtual holes.

<https://nc811.org/dare-to-dig/>

**Contest runs thru April 30<sup>th</sup>.**



# About WIC Week

**March 3-9, 2024**

WIC Week™, or Women in Construction Week™, celebrates and promotes the role of women in the construction industry. NAWIC held the first WIC Week in 1998 and it has grown and expanded each year since. Many of our local chapters hold WIC Week events, which can include making presentations to high school classes, job site tours, luncheons and virtual events.

This year's theme, 'Many Paths, One Mission', celebrates the different journeys women have taken toward the same goal: strengthening and amplifying the success of women in the construction industry.

Construction firms of all sizes and types are encouraged to participate in WIC Week and show their support for their women employees. They can also find events to participate near them on our event calendar.



# 41st Annual Joint NC/SC Utilities



**Dates:** Tuesday, April 30th,  
2024 – Friday, May 3, 2024.

**Location:** The conference will  
be held in beautiful  
Charleston, SC.

**Registration:** Attendee - \$250  
Guest/Spouse - \$150

<https://sc811.com/scucc/#tab-36096>

---

# IMPORTANT DATES



## STATE UCC

Tuesday, March 12th  
10 am

4211 Global St, Raleigh,  
NC 27610

- Hybrid meeting.  
See NCUCC calendar  
for a link

## NCLRPC

Wednesday, March 27th  
11 am

NC811 Events Center,  
Greensboro

Visit <https://ncucc.org>  
for meeting link

## BOARD

Friday, April 19th  
8:00 am

Chetola Resort  
Blowing Rock, NC

contact  
Stephanie Brown for  
details.  
[stephanie@nc811.org](mailto:stephanie@nc811.org)

## NCUDPRB

Tuesday, April 23 @  
10:00am

NC811 Events Center,  
Greensboro

Visit  
<https://udprb.nc.gov>  
for location info





---

# CALENDAR

NC811 & NCUCC event calendars can be found on [nc811.org](http://nc811.org) or the nc811 app



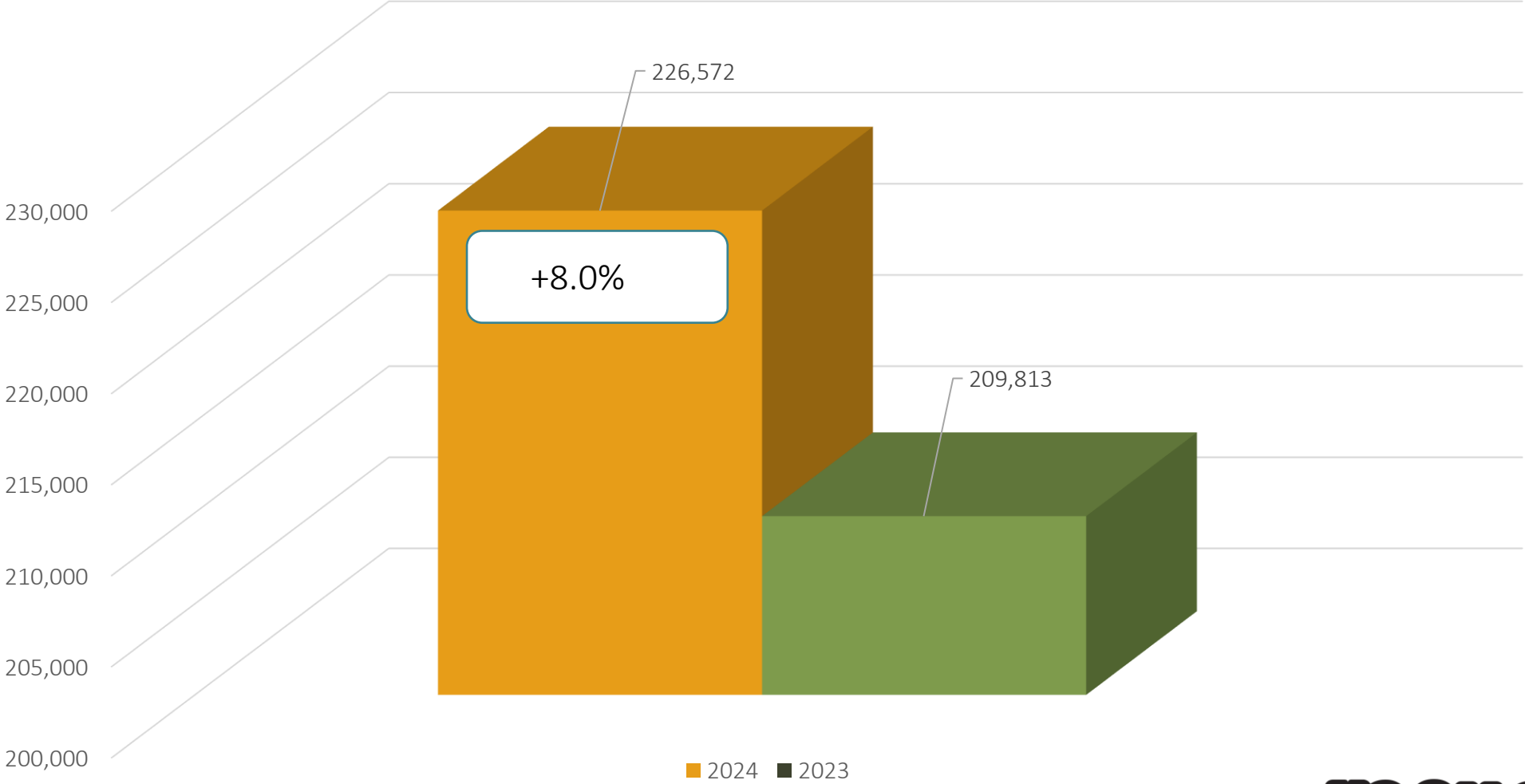

# DATA INSIGHTS

Locate Request, Transmissions,  
County ticket volume and distribution



# Locate Requests for NC

# February 2024 vs 2023



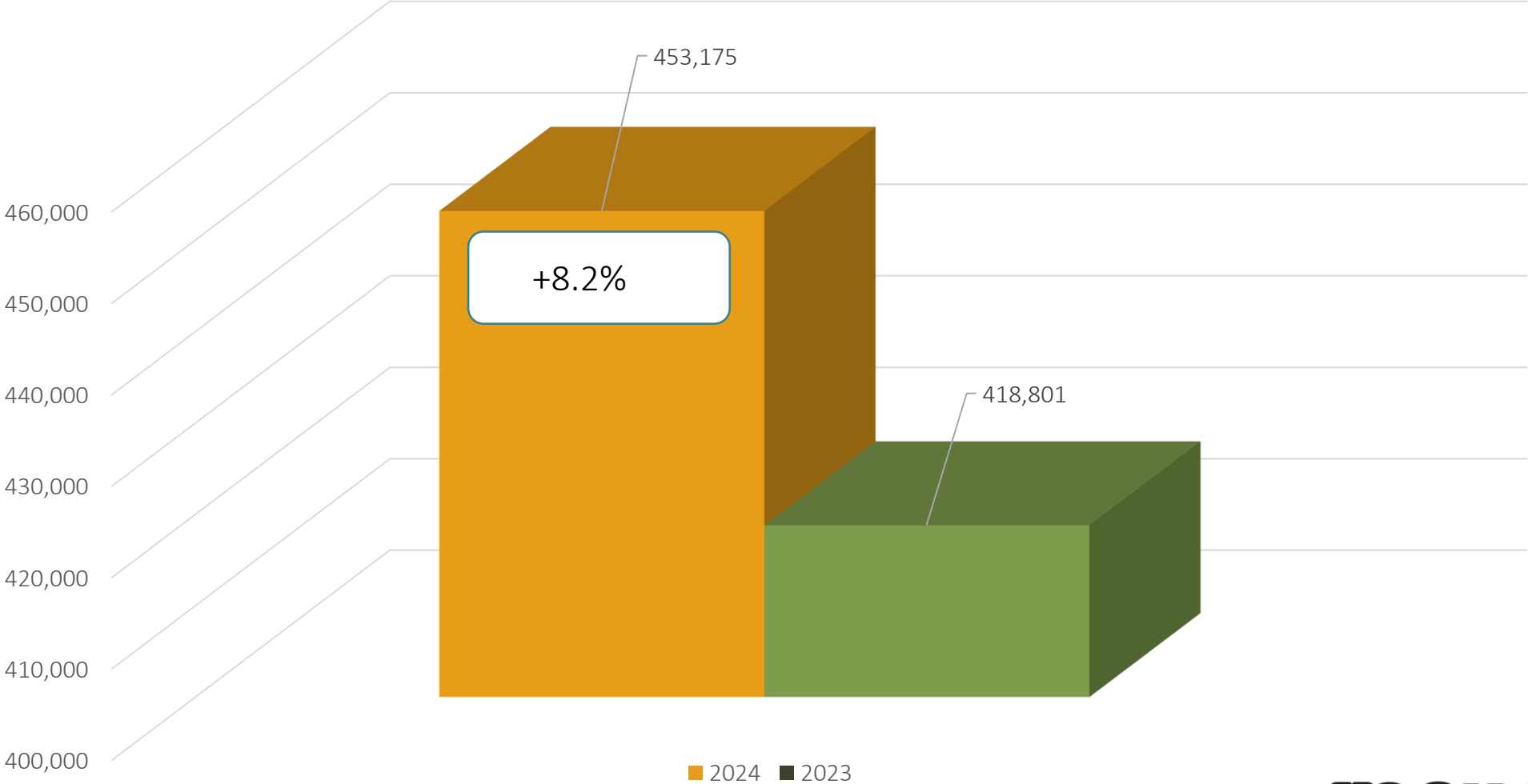
MTD February 2024 – 226,572 / 2023 – 209,813 = +8%  
YTD 2024 – 453,175 / 2023 – 418,801 = +8.2 %  
Updates for January 2024 – (68,983) = 30.44% of volume / January 32.6% = -2.16% (Decrease the month before)





# Locate Requests for NC

# YTD 2024

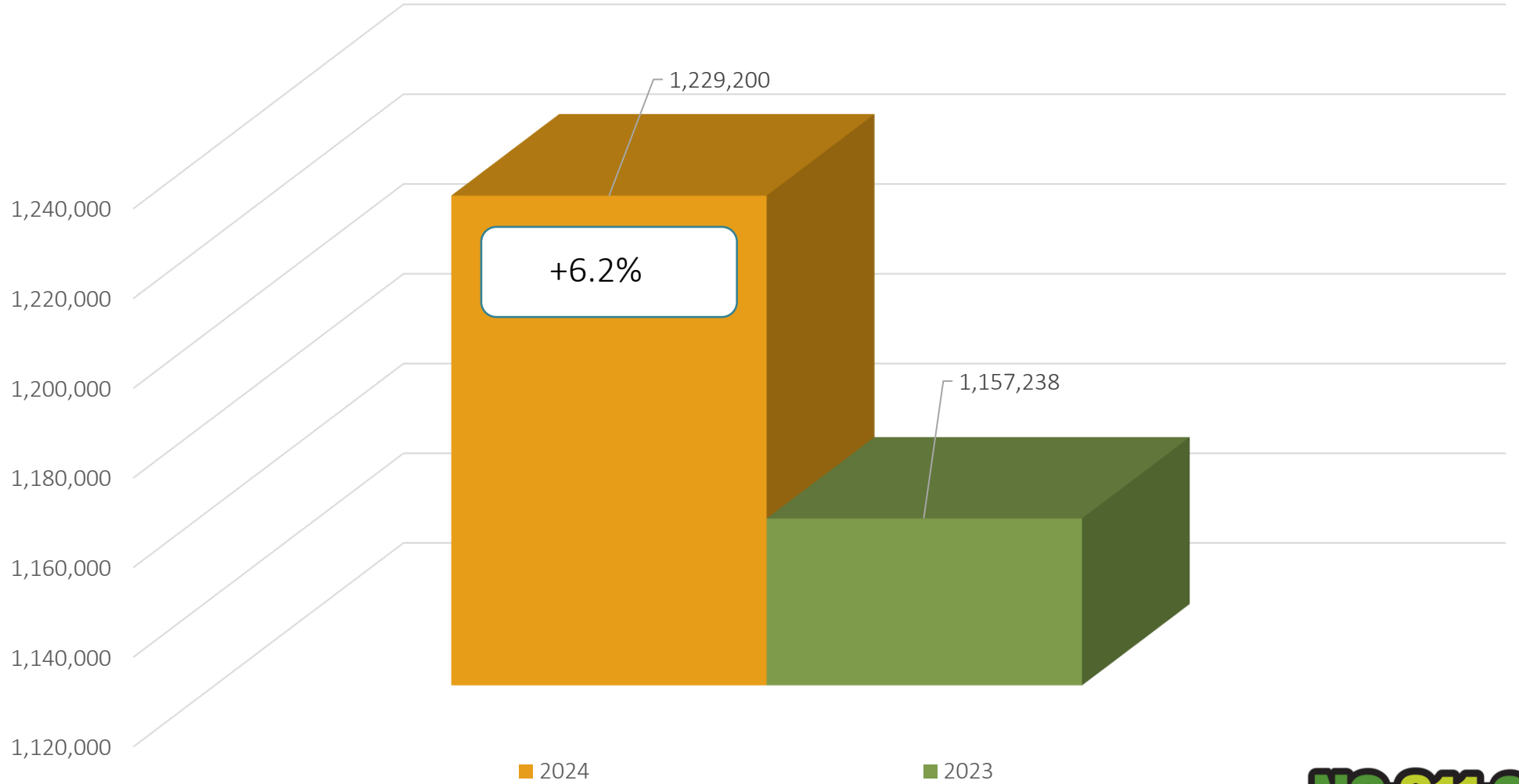



MTD February 2024 – 226,572 / 2023 – 209,813 = +8%  
YTD 2024 – 453,175 / 2023 – 418,801 = +8.2 %  
Updates for January 2024 – (68,983) = 30.44% of volume / January 2023 32.6% = -2.16% (Decrease the month before)



# Transmissions for NC

## February 2024 vs 2023



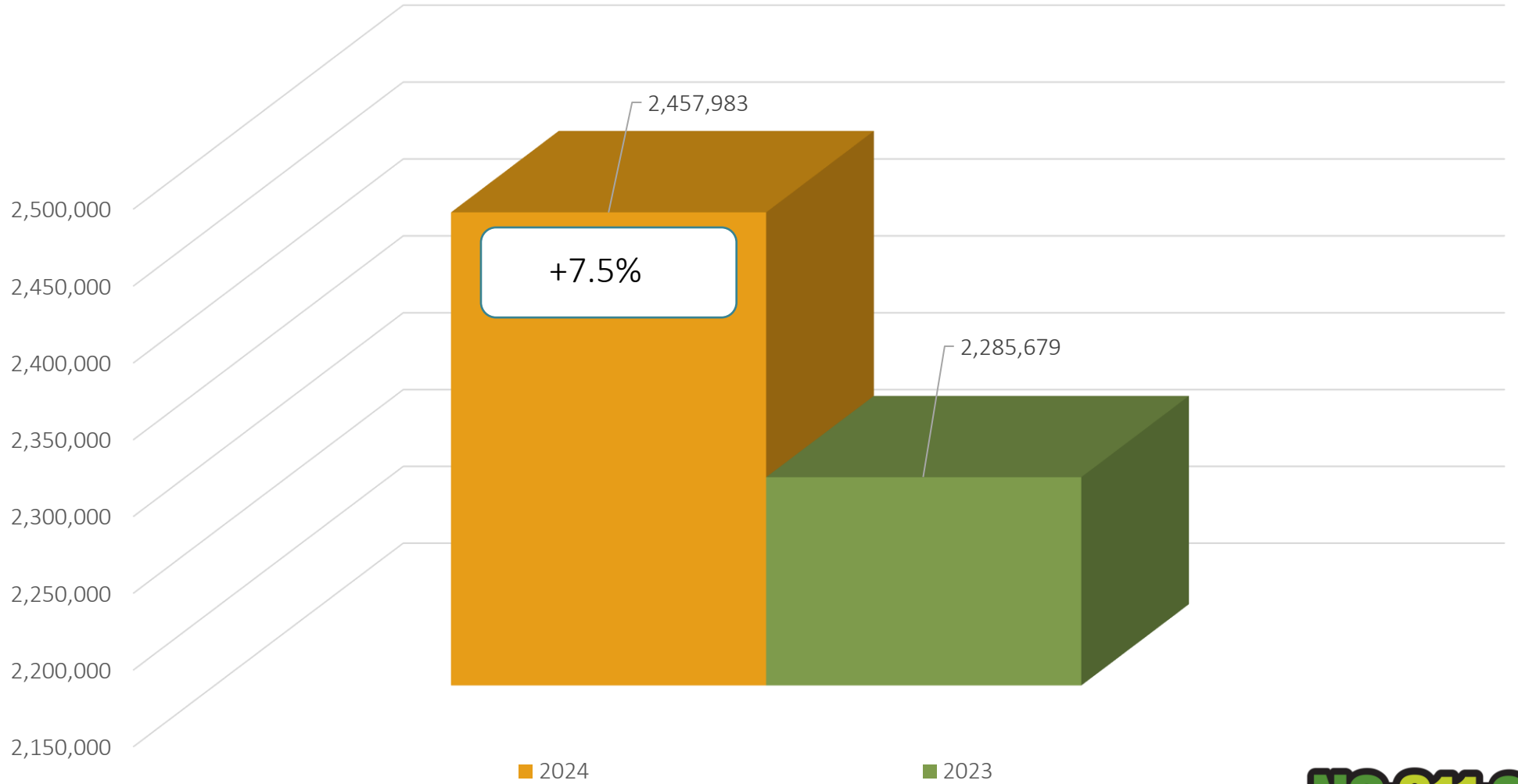

Transmissions MTD 2024– 1,229,200 / 2023 – 1,157,238= +6.2%  
Transmissions YTD 2024– 2,457,983 / 2023 – 2,285,679= +7.5%





# Transmissions for NC

## YTD 2024



Transmissions MTD 2024– 1,229,200 / 2023 – 1,157,238= +6.2%  
Transmissions YTD 2024– 2,457,983 / 2023 – 2,285,679= +7.5%



# COUNTY TICKET VOLUME

2024 VS 2023

<b>Randolph</b>	<b>3 HR</b>	<b>CNCL</b>	<b>NEW</b>	<b>RXMT</b>	<b>UPDT</b>	<b>TOTAL Tickets</b>
<b>2023</b>	<b>160</b>	<b>11</b>	<b>1960</b>	<b>54</b>	<b>1207</b>	<b>3392</b>
<b>2024</b>	<b>38</b>	<b>20</b>	<b>1541</b>	<b>46</b>	<b>726</b>	<b>2371</b>
<b>+/- Var</b>	<b>-76.3%</b>	<b>81.8%</b>	<b>-21.4%</b>	<b>-14.8%</b>	<b>-39.9%</b>	<b>-30.1%</b>
			<b>Avg Locates per Day</b>			<b>108</b>



# COUNTY TICKET VOLUME

YTD VS PREVIOUS  
YEAR

<b>Randolph</b>	<b>3 HR</b>	<b>CNCL</b>	<b>NEW</b>	<b>RXMT</b>	<b>UPDT</b>	<b>TOTAL Tickets</b>
<b>2023</b>	<b>390</b>	<b>44</b>	<b>3969</b>	<b>91</b>	<b>1999</b>	<b>6493</b>
<b>2024</b>	<b>66</b>	<b>37</b>	<b>2993</b>	<b>81</b>	<b>1303</b>	<b>4480</b>
<b>+/- Var</b>	<b>-83.1%</b>	<b>-15.9%</b>	<b>-24.6%</b>	<b>-11.0%</b>	<b>-34.8%</b>	<b>-31.0%</b>
			<b>Avg Locates per Day</b>			<b>109</b>

# COUNTY TICKET DISTRIBUTION - FEBRUARY

---

County/Place	Feb
<b>RANDOLPH</b>	<b>2371</b>
ARCHDALE	<b>157</b>
<b>ASHEBORO</b>	<b>767</b>
FARMER	14
FRANKLINVILLE	86
HIGH POINT	35
HILLSVILLE	<b>122</b>
LEVEL CROSS	19
LIBERTY	<b>130</b>
RAMSEUR	<b>216</b>
RANDLEMAN	<b>343</b>
REDCROSS	11
SEAGROVE	25
SOPHIA	50
STALEY	25
THOMASVILLE	27
TRINITY	<b>306</b>

# DAMAGES



**DIRT** Damage Information  
Reporting Tool



# Damages Reported for February



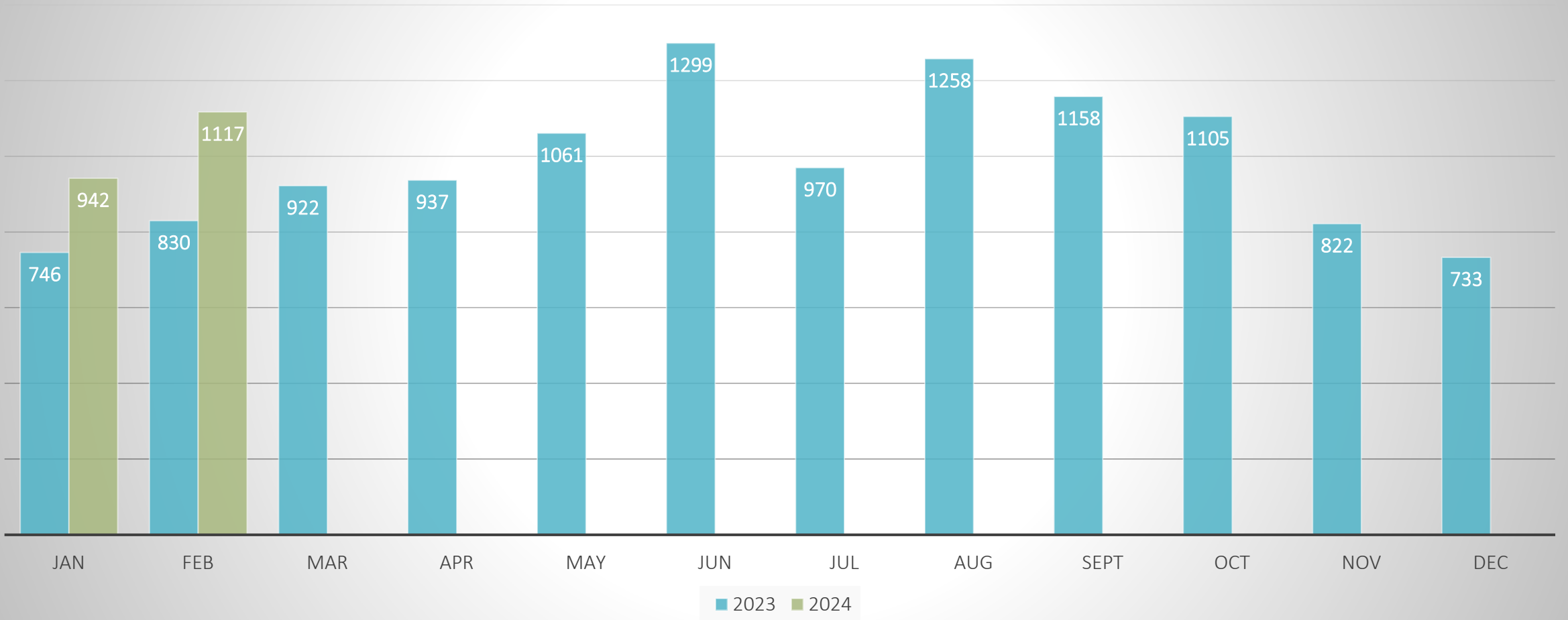
NC-Alamance	19
NC-Alexander	2
NC-Ashe	1
NC-Beaufort	2
NC-Brunswick	16
NC-Buncombe	7
NC-Burke	3
NC-Cabarrus	16
NC-Caldwell	4
NC-Carteret	7
NC-Catawba	29
NC-Chatham	13
NC-Cherokee	2
NC-Chowan	4
NC-Clay	5
NC-Cleveland	15
NC-Columbus	4
NC-Craven	17
NC-Cumberland	39
NC-Currituck	2
NC-Dare	14
NC-Davidson	12

NC-Davie	3
NC-Duplin	3
NC-Durham	85
NC-Edgecombe	5
NC-Forsyth	41
NC-Franklin	1
NC-Gaston	29
NC-Gates	2
NC-Granville	3
NC-Guilford	52
NC-Halifax	1
NC-Harnett	19
NC-Haywood	3
NC-Henderson	9
NC-Hertford	3
NC-Hoke	3
NC-Iredell	19
NC-Jackson	3
NC-Johnston	36
NC-Jones	2
NC-Lee	4
NC-Lincoln	7
NC-Madison	1
NC-McDowell	4
NC-Mecklenburg	160

NC-Mitchell	1
NC-Montgomery	4
NC-Moore	22
NC-Nash	14
NC-New Hanover	20
NC-Northampton	1
NC-Onslow	21
NC-Orange	46
NC-Pasquotank	3
NC-Pender	9
NC-Perquimans	2
NC-Person	2
NC-Pitt	12
NC-Randolph	5
NC-Richmond	2
NC-Robeson	4
NC-Rockingham	6
NC-Rowan	13
NC-Rutherford	1
NC-Scotland	2
NC-Surry	2
NC-Union	29
NC-Vance	2
NC-Wake	152
NC-Wayne	6
NC-Wilkes	1
NC-Wilson	2
NC-Yadkin	2

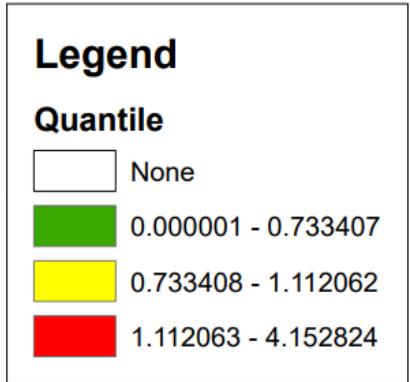
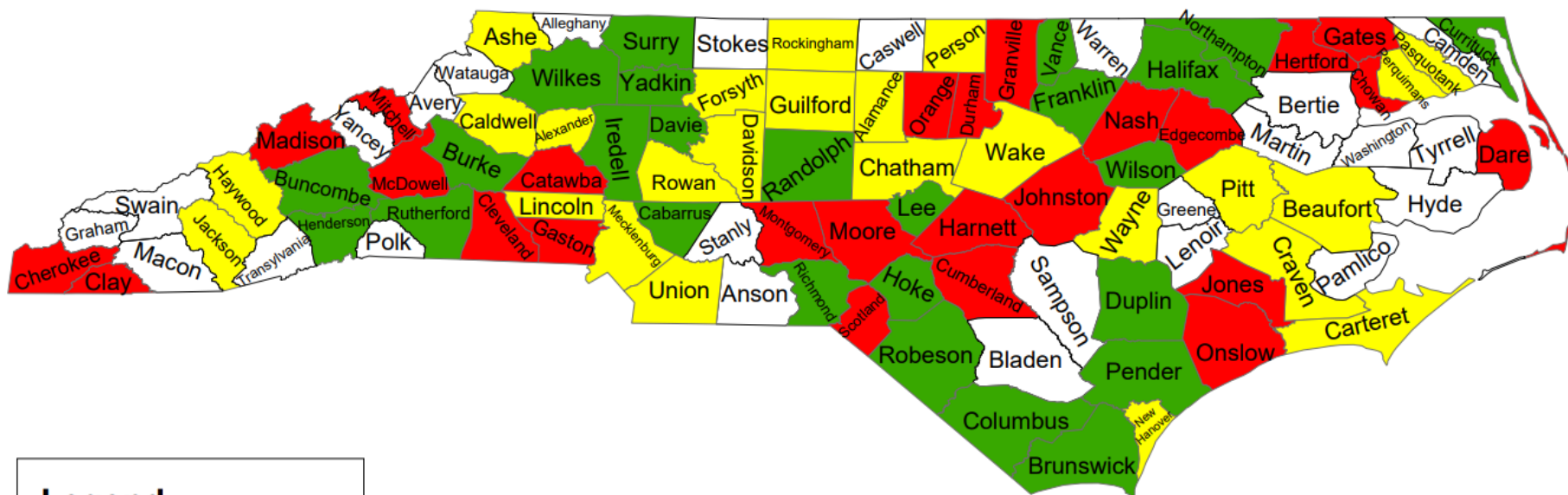
**Grand Total 1,117**

## Damages in North Carolina 2024 vs 2023



# Damages Per 1000 Transmissions

February 2024





# Top 10 Callers for -



<b>Rank</b>	<b>name</b>	<b>Totals</b>
<b>1</b>	<b>G H L SERVICES, INC</b>	<b>411</b>
<b>2</b>	<b>J &amp; J UNDERGROUND UTILITIES, LLC</b>	<b>251</b>
<b>3</b>	<b>UTILITY LINES CONSTRUCTION SERVICES, INC</b>	<b>122</b>
<b>4</b>	<b>J &amp; L CABLE SERVICES</b>	<b>114</b>
<b>5</b>	<b>SOUTHEAST CONNECTIONS, LLC</b>	<b>103</b>
<b>6</b>	<b>LEE ELECTRICAL CONSTRUCTION</b>	<b>78</b>
<b>7</b>	<b>M N B CONSTRUCTION</b>	<b>68</b>
<b>8</b>	<b>WODELL UTILITY</b>	<b>56</b>
<b>9</b>	<b>CITY OF ASHEBORO</b>	<b>52</b>
<b>10</b>	<b>NAVITEK SOLUTIONS</b>	<b>49</b>



Follow NCUCC on Facebook.  
There we will post meeting info,  
schedules, photos and videos and  
joint conference updates.

[facebook.com/ncucc1](https://facebook.com/ncucc1)

---

**THANK YOU**

A copy of this presentation is available at  
[www.ncucc.org](http://www.ncucc.org)

If this meeting was virtual or hybrid, a video is available on [ncucc.org](http://ncucc.org). Go to County UCC's.

The video will be listed under the month and year the meeting took place.



