



***2024 NASCAR Xfinity Series
Phoenix Raceway
Saturday, March 9th***

**NC811 MONTHLY UPDATE
MARCH 2024**

BLADEN/COLUMBUS UCC

PRESENTED BY HOWARD COREY"

NEW 811 BANNERS FOR 2024

Pick one up at your local UCC



**APRIL IS
811 MONTH**



\$300 Up for grabs!
DARE TO DIG!

[April is National Safe Digging Month](#) and it's almost time to get digging!! Entering the contest only takes a few minutes and you could win \$300 just by digging a few virtual holes.

<https://nc811.org/dare-to-dig/>

Contest runs thru April 30th.

41st Annual Joint NC/SC Utilities



Dates: Tuesday, April 30th, 2024 –
Friday, May 3, 2024.

Location: The conference will be
held in beautiful Charleston, SC.

Registration: Attendee - \$250
Guest/Spouse - \$150

<https://sc811.com/scucc/#tab-36096>

IMPORTANT DATES



STATE UCC

Tuesday, March 12th
10:00 am

4211 Global St, Raleigh,
NC 27610

Hybrid meeting.
See ncucc calendar for
a link

NCLRPC

Wednesday, March 27th
11:00 am

NC811 Events Center,
Greensboro

Visit <https://ncucc.org>
for meeting link

BOARD

Friday, April 19th
8:00 am

Chetola Resort
Blowing Rock, NC

contact
Stephanie Brown for
details.
stephanie@nc811.org

NCUDPRB

Tuesday, April 23
10:00 am

NC811 Events Center,
Greensboro

Visit <https://udprb.nc.gov>
for location info



CALENDAR

NC811 & NCUCC event calendars can be found on nc811.org or the nc811 app

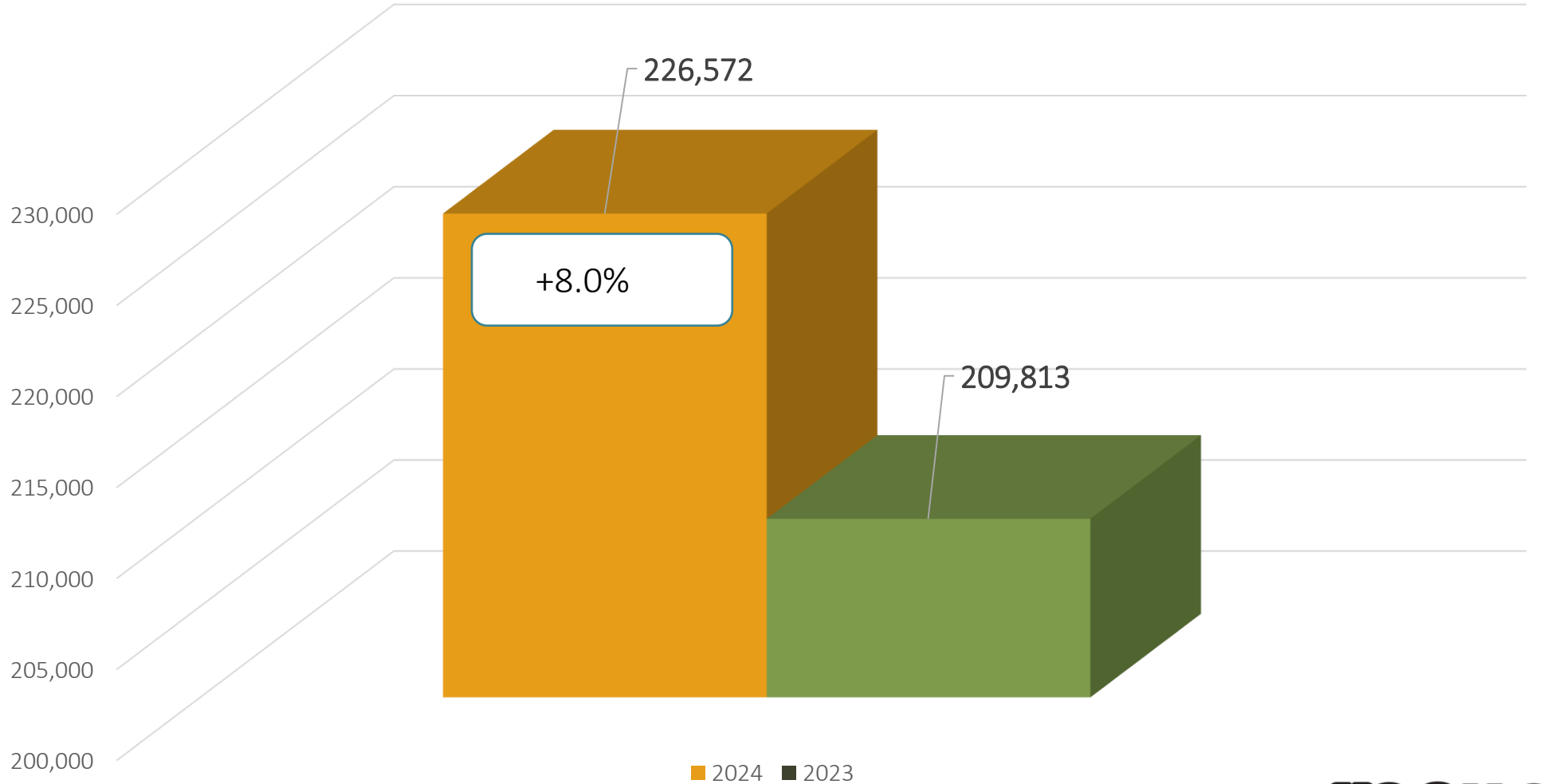

DATA INSIGHTS

Locate Request, Transmissions,
County ticket volume and distribution



Locate Requests for NC

February 2024 vs 2023



MTD February 2024 – 226,572 / 2023 – 209,813 = +8%

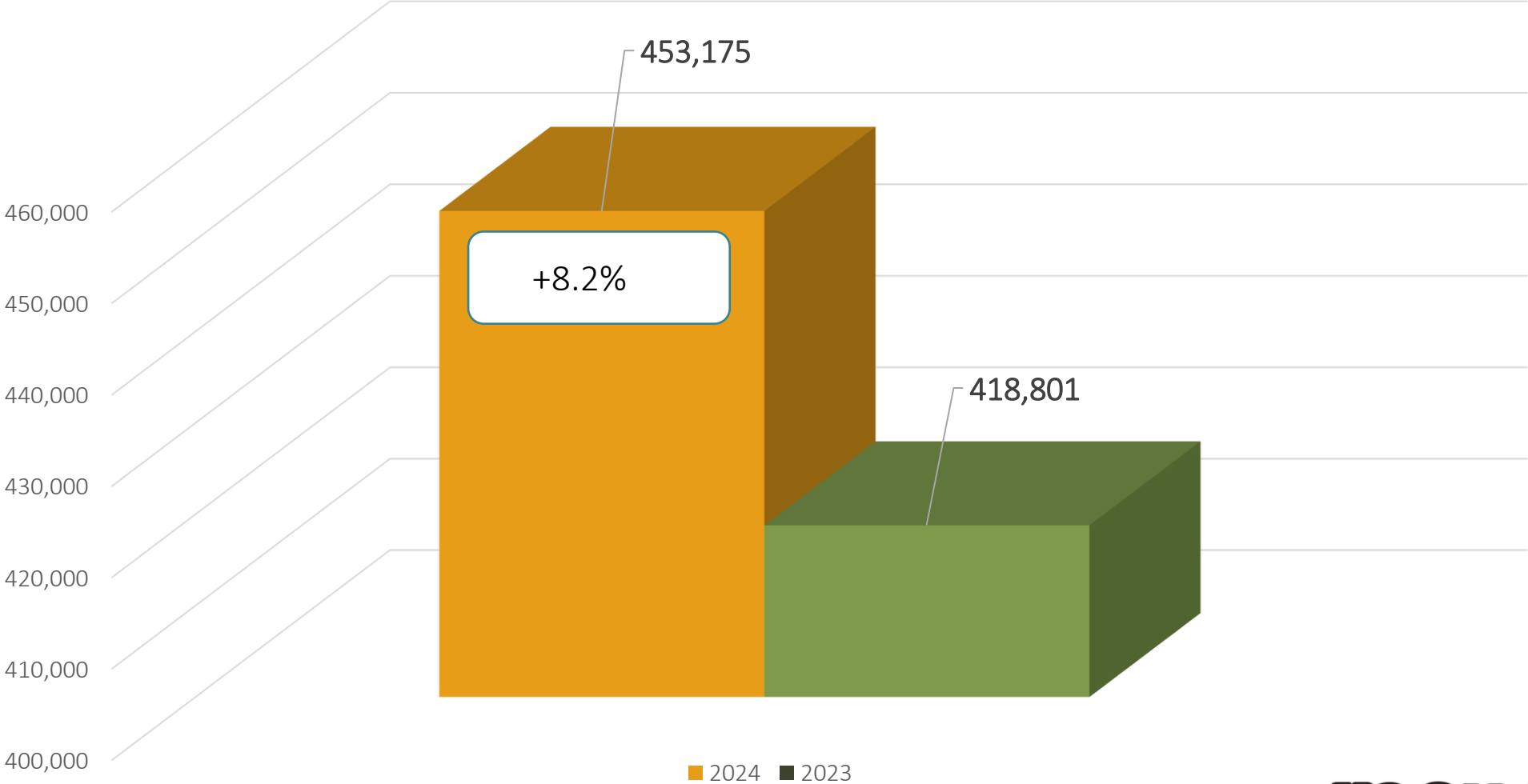
YTD 2024 – 453,175 / 2023 – 418,801 = +8.2 %

Updates for January 2024 – (68,983) = 30.44% of volume / January 32.6% = -2.16% (Decrease the month before)



Locate Requests for NC

YTD 2024

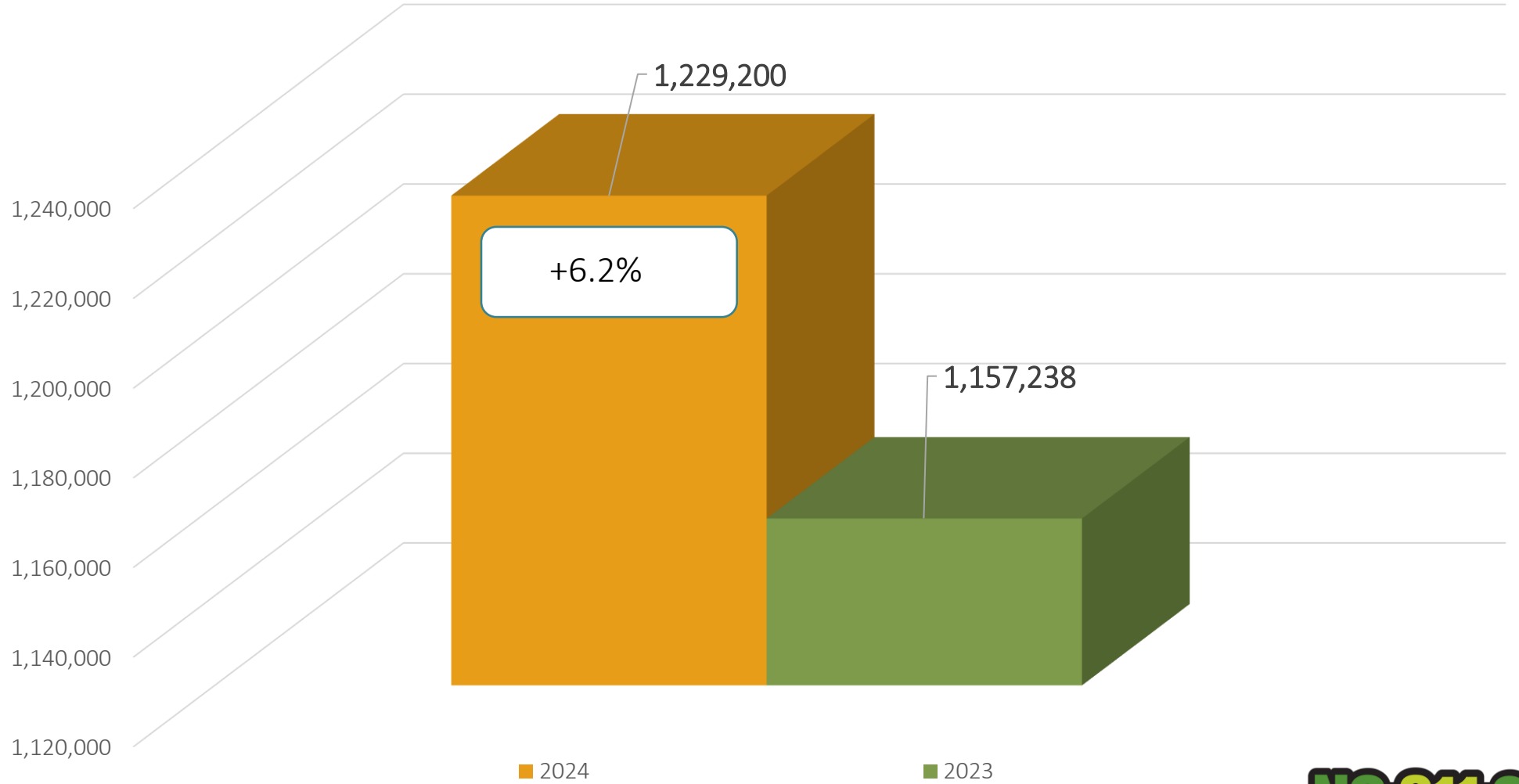



MTD February 2024 – 226,572 / 2023 – 209,813 = +8%
YTD 2024 – 453,175 / 2023 – 418,801 = +8.2 %
Updates for January 2024 – (68,983) = 30.44% of volume / January 2023 – 68,983 = 32.6% = -2.16% (Decrease the month before)



Transmissions for NC

February 2024 vs 2023

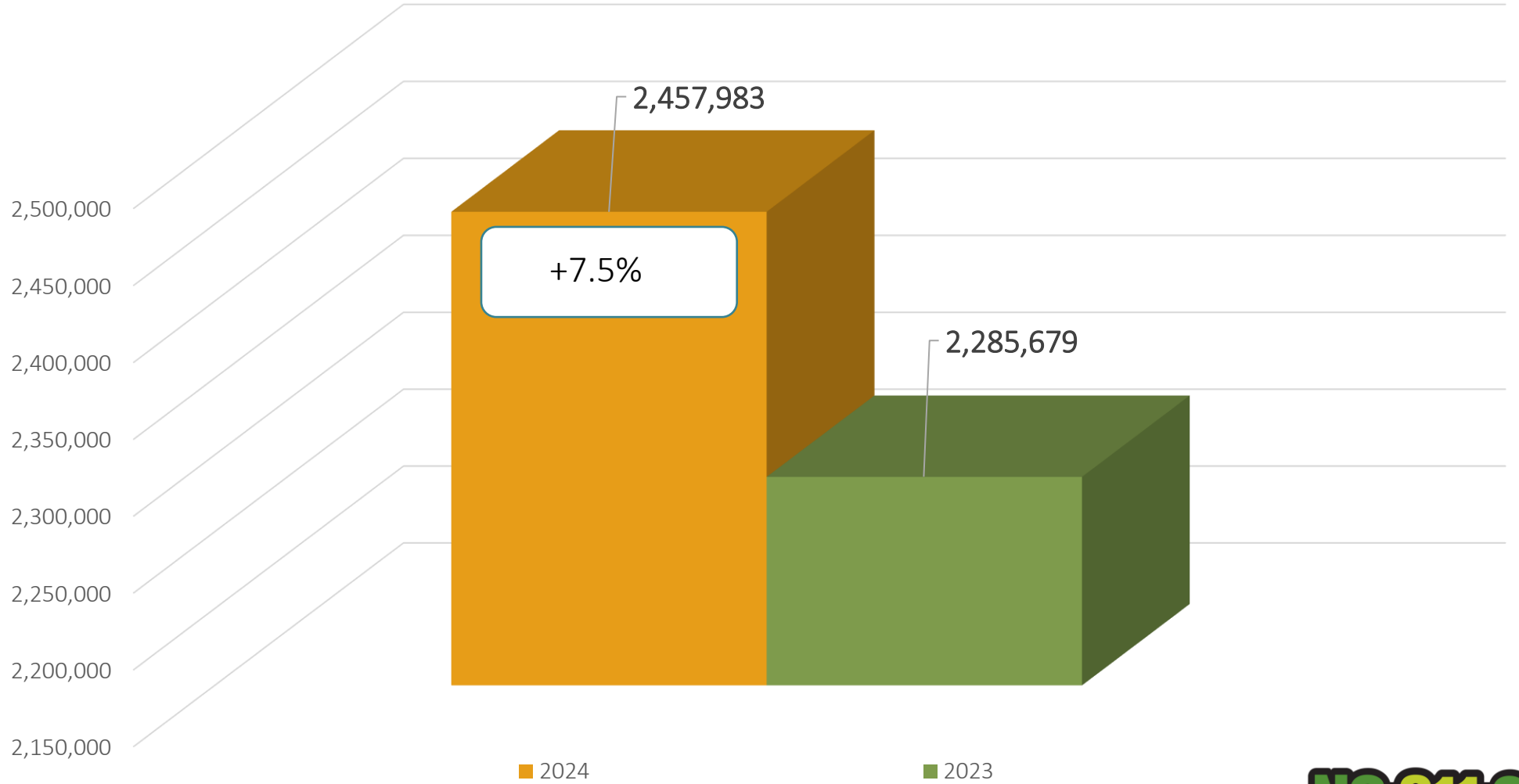



Transmissions MTD 2024– 1,229,200 / 2023 – 1,157,238= +6.2%
Transmissions YTD 2024– 2,457,983 / 2023 – 2,285,679= +7.5%



Transmissions for NC

YTD 2024



Transmissions MTD 2024– 1,229,200 / 2023 – 1,157,238= +6.2%
Transmissions YTD 2024– 2,457,983 / 2023 – 2,285,679= +7.5%



COUNTY TICKET VOLUME

2024 VS 2023



Bladen	3 HR	CNCL	NEW	RXMT	UPDT	TOTAL Tickets
2023	4	2	371	3	168	548
2024	14	3	362	3	65	447
+/- Var	250.0%	50.0%	-2.4%	0.0%	-61.3%	-18.4%
		Avg Locates per Day				20

COUNTY TICKET VOLUME

2024 VS 2023



Columbus	3 HR	CNCL	NEW	RXMT	UPDT	TOTAL Tickets
2023	24	7	649	46	573	1299
2024	7	7	750	7	752	1523
+/- Var	-70.8%	0.0%	15.6%	-84.8%	31.2%	17.2%
		Avg Locates per Day				69

COUNTY TICKET VOLUME

YTD VS PREVIOUS YEAR



Bladen	3 HR	CNCL	NEW	RXMT	UPDT	TOTAL Tickets
2023	72	8	692	9	614	1395
2024	26	4	732	10	355	1127
+/- Var	-63.9%	-50.0%	5.8%	11.1%	-42.2%	-19.2%
		Avg Locates per Day				27

COUNTY TICKET VOLUME

YTD VS PREVIOUS YEAR



Columbus	3 HR	CNCL	NEW	RXMT	UPDT	TOTAL Tickets
2023	69	20	1359	79	1280	2807
2024	26	12	1489	12	1651	3190
+/- Var	-62.3%	-40.0%	9.6%	-84.8%	29.0%	13.6%
		Avg Locates per Day				78

COUNTY TICKET DISTRIBUTION - FEBRUARY



County/Place	02 Feb
BLADEN	447
ABBOTTSBURG	3
AMMON	10
BALTIMORE	2
BLADENBORO	103
BUTTERS	2
CARVERS	1
CLARKTON	74
COUNCIL	15
DUBLIN	7
EAST ARCADIA	8
ELIZABETHTOWN	107

ELKTON	2
KELLY	14
LISBON	2
SMITH CROSSROADS	
SUTTONS CORNER	1
TAR HEEL	72
TOBERMORY	6
WHITE LAKE	9
WHITE OAK	9

COUNTY TICKET DISTRIBUTION - FEBRUARY



County/Place	02 Feb
COLUMBUS	1523
BOARDMAN	31
BOLTON	55
BRUNSWICK	3
BUG HILL	6
CERRO GORDO	79
CHADBOURN	97
CHERRY GROVE	2
CLARENDON	19
CYPRESS CREEK	2
DELCO	274
TABOR CITY	85
WHITEVILLE	273

FAIR BLUFF	29
HALLSBORO	34
HONEY FIELD	2
IRONHILL	4
LAKE WACCAMAW	85
NAKINA	14
OLD DOCK	3
PEACOCK CROSSING	3
EVERGREEN	113
PIREWAY	4
PLEASANT PLAINS	3
RIEGELWOOD	226
ROSELAND	2
SANDYFIELD	60

DAMAGES



DIRT Damage Information
Reporting Tool

Damages Reported for February



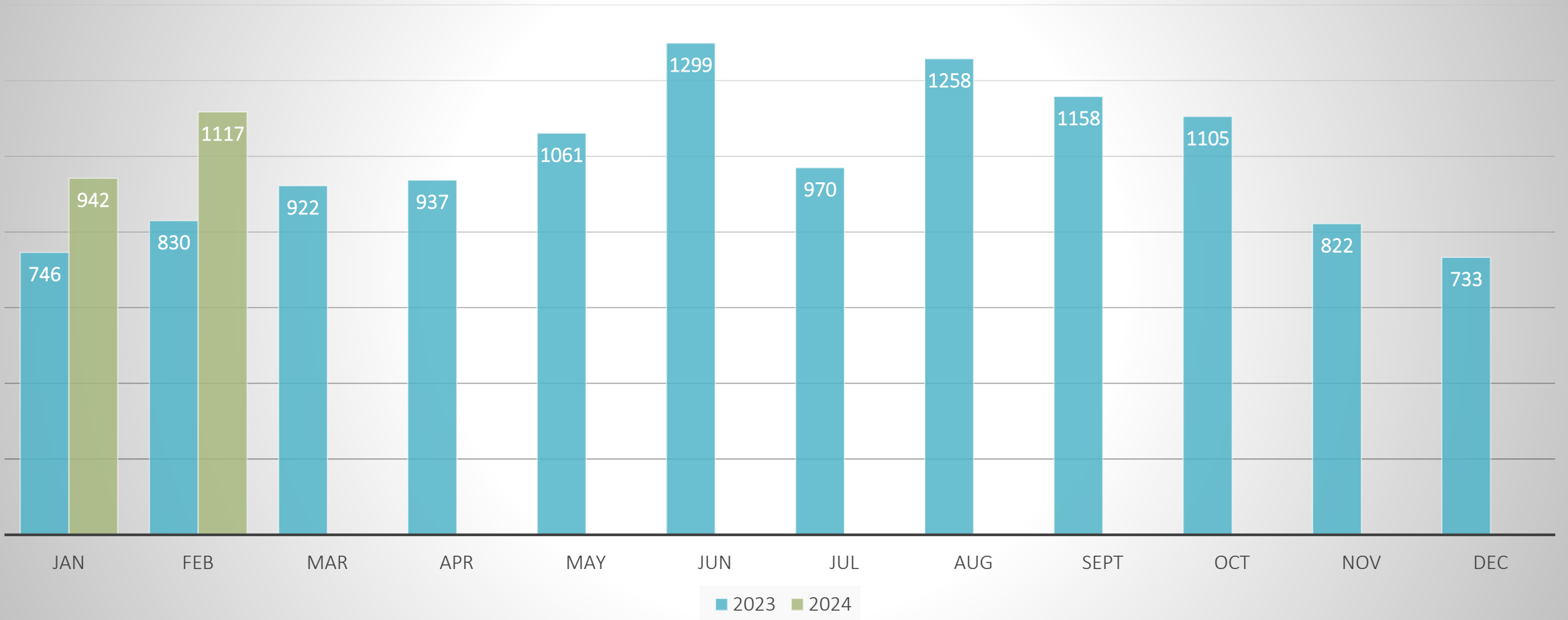
NC-Alamance	19
NC-Alexander	2
NC-Ashe	1
NC-Beaufort	2
NC-Brunswick	16
NC-Buncombe	7
NC-Burke	3
NC-Cabarrus	16
NC-Caldwell	4
NC-Carteret	7
NC-Catawba	29
NC-Chatham	13
NC-Cherokee	2
NC-Chowan	4
NC-Clay	5
NC-Cleveland	15
NC-Columbus	4
NC-Craven	17
NC-Cumberland	39
NC-Currituck	2
NC-Dare	14
NC-Davidson	12
NC-Davie	3
NC-Duplin	3
NC-Durham	85

NC-Edgecombe	5
NC-Forsyth	41
NC-Franklin	1
NC-Gaston	29
NC-Gates	2
NC-Granville	3
NC-Guilford	52
NC-Halifax	1
NC-Harnett	19
NC-Haywood	3
NC-Henderson	9
NC-Hertford	3
NC-Hoke	3
NC-Iredell	19
NC-Jackson	3
NC-Johnston	36
NC-Jones	2
NC-Lee	4
NC-Lincoln	7
NC-Madison	1
NC-McDowell	4
NC-Mecklenburg	160
NC-Mitchell	1
NC-Montgomery	4
NC-Moore	22

NC-Nash	14
NC-New Hanover	20
NC-Northampton	1
NC-Onslow	21
NC-Orange	46
NC-Pasquotank	3
NC-Pender	9
NC-Perquimans	2
NC-Person	2
NC-Pitt	12
NC-Randolph	5
NC-Richmond	2
NC-Robeson	4
NC-Rockingham	6
NC-Rowan	13
NC-Rutherford	1
NC-Scotland	2
NC-Surry	2
NC-Union	29
NC-Vance	2
NC-Wake	152
NC-Wayne	6
NC-Wilkes	1
NC-Wilson	2
NC-Yadkin	2

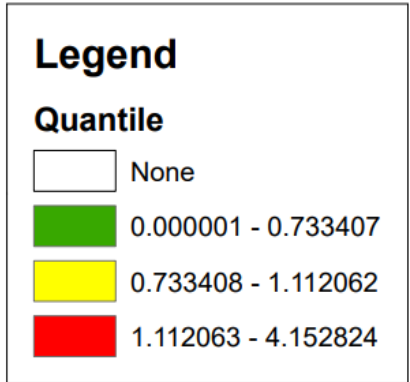
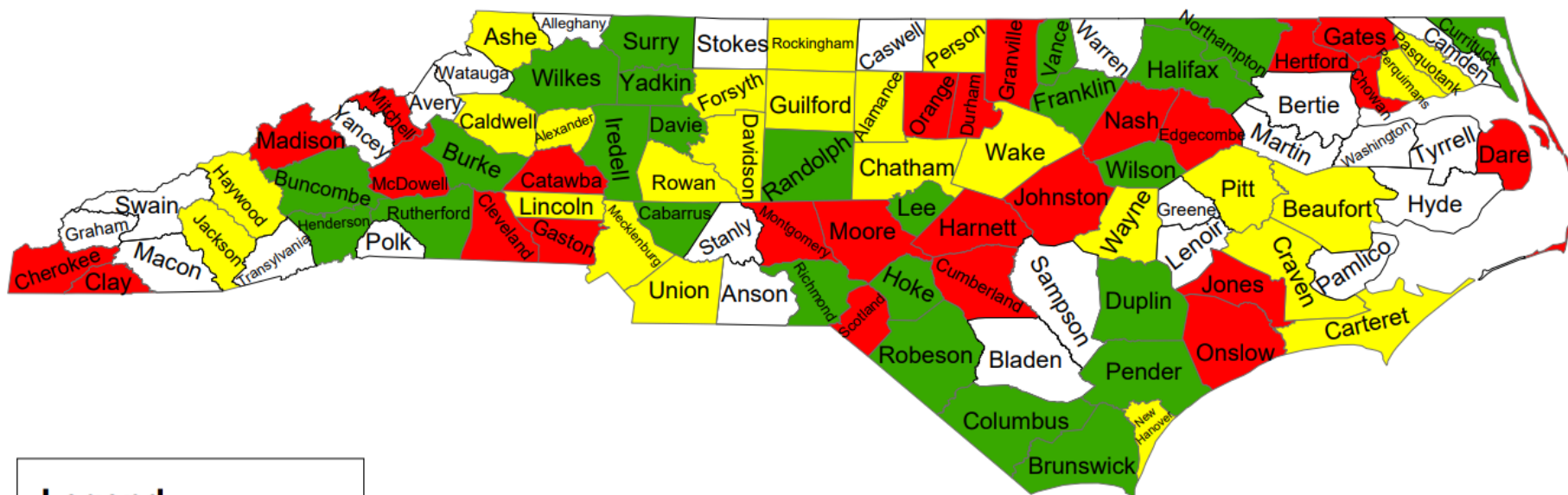
Grand Total 1,117

Damages in North Carolina 2024 vs 2023



Damages Per 1000 Transmissions

February 2024



Top 10 Callers for – Bladen



Rank	Name	Totals
1	RG COMMUNICATIONS, INC	86
2	STAY ALERT SAFETY SERVICES	29
3	DUKE ENERGY	23
4	HAL COLLINS CONSTRUCTION	16
5	RIVER CITY CONSTRUCTION	16
6	PIEDMONT UTILITY GROUP, LLC	15
7	UNDERGROUND CONSTRUCTION	15
8	FOUR COUNTY EMC	12
9	WOOLLERY COMMUNICATIONS	12
10	LAMBERTS CABLE SPLICING, LLC	12

Top 10 Callers for - Columbus



Rank	Name	Totals
1	PIEDMONT UTILITY GROUP, LLC	207
2	HAL COLLINS CONSTRUCTION	161
3	UTILITY CONSTRUCTION CONCEPTS, LLC	161
4	CABLE EAST, INC	107
5	RG COMMUNICATIONS, INC	79
6	CHEROKEE UNDERGROUND SOLUTIONS	51
7	RIVER CITY CONSTRUCTION	48
8	HIGHLAND PAVING	46
9	BMCO CONSTRUCTION	40
10	DUKE ENERGY	38

EDUCATION TEAM



Ann Rushing
Education
Manager



Tami Groves
Southeast
Liaison



Howard Corey
Eastern Liaison



Tyler Ross
Western Liaison



**Parrish
Reddick**
Piedmont Liaison



Steven Moore
Media Relations
Specialist





Follow NCUCC on Facebook. There we will post meeting info, schedules, photos and videos and joint conference updates.

facebook.com/ncucc1

THANK YOU

A copy of this presentation is available at
www.ncucc.org

If this meeting was virtual or hybrid, a video is available on ncucc.org. Go to County UCC's.

The video will be listed under the month and year the meeting took place.