

Duplin Sampson UCC meeting (virtual)

March 20th, 2024

Attendance

Howard Corey – NC811 – howard@nc811.org – 336-317-5999

Ted Patti – USIC – theodorepatti@usicllc.com – 910-237-2670

Jonathan Willard – Jonathan.willard@usicllc.com – 803-604-2706



***2024 NASCAR Xfinity Series
Phoenix Raceway
Saturday, March 9th***

**NC811 MONTHLY UPDATE
MARCH 2024**

**DUPLIN/SAMPSON UCC
PRESENTED BY HOWARD COREY"**

NEW 811 BANNERS FOR 2024

Pick one up at your local UCC



**APRIL IS
811 MONTH**



\$300 Up for grabs!
DARE TO DIG!

[April is National Safe Digging Month](#) and it's almost time to get digging!! Entering the contest only takes a few minutes and you could win \$300 just by digging a few virtual holes.

<https://nc811.org/dare-to-dig/>

Contest runs thru April 30th.

41st Annual Joint NC/SC Utilities



Dates: Tuesday, April 30th, 2024 –
Friday, May 3, 2024.

Location: The conference will be
held in beautiful Charleston, SC.

Registration: Attendee - \$250
Guest/Spouse - \$150

<https://sc811.com/scucc/#tab-36096>

IMPORTANT DATES



STATE UCC

Tuesday, March 12th
10:00 am

4211 Global St, Raleigh,
NC 27610

Hybrid meeting.
See ncucc calendar for
a link

NCLRPC

Wednesday, March 27th
11:00 am

NC811 Events Center,
Greensboro

Visit <https://ncucc.org>
for meeting link

BOARD

Friday, April 19th
8:00 am

Chetola Resort
Blowing Rock, NC

contact
Stephanie Brown for
details.
stephanie@nc811.org

NCUDPRB

Tuesday, April 23
10:00 am

NC811 Events Center,
Greensboro

Visit <https://udprb.nc.gov>
for location info



CALENDAR

NC811 & NCUCC event calendars can be found on nc811.org or the nc811 app

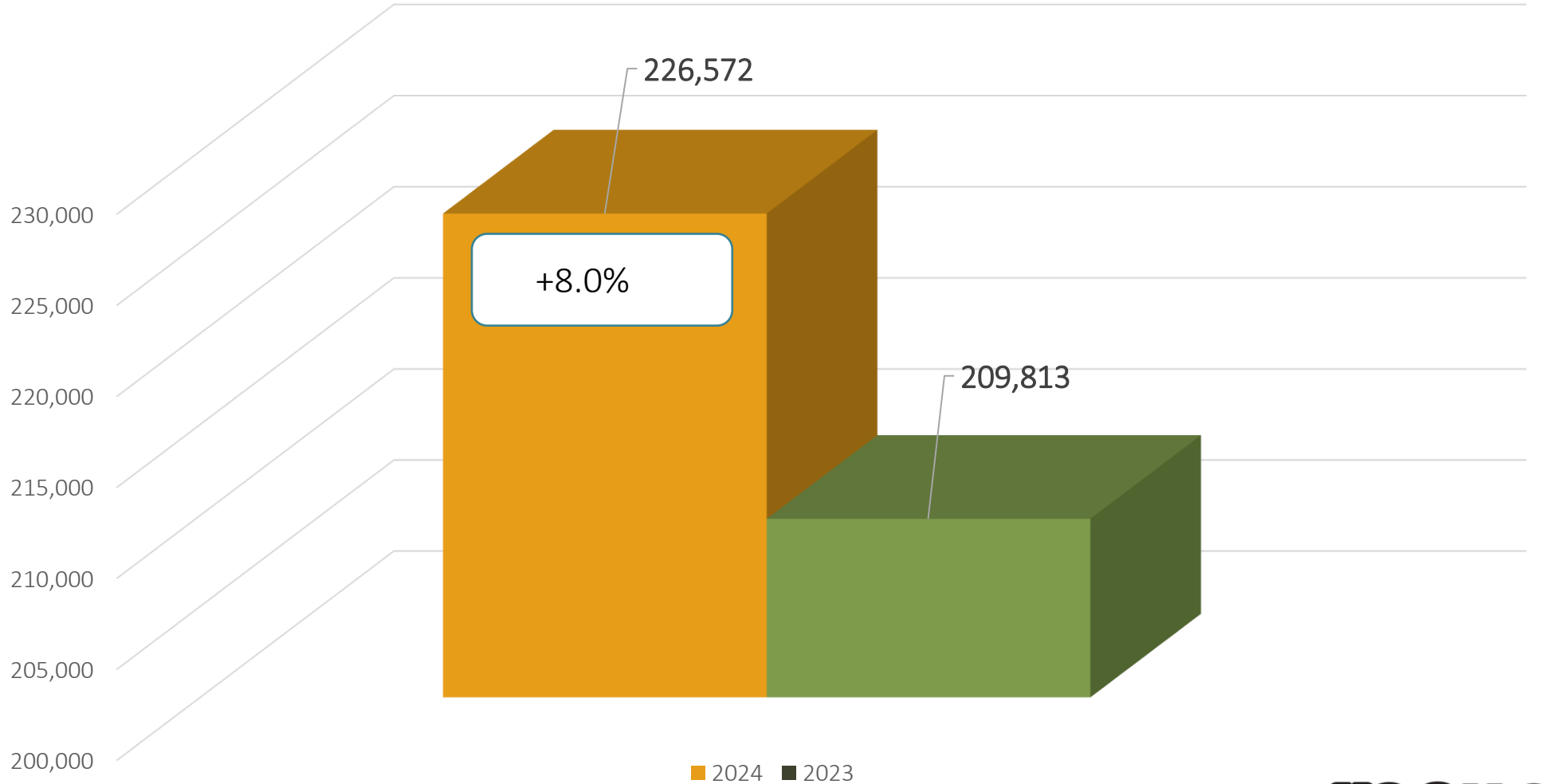

DATA INSIGHTS

Locate Request, Transmissions,
County ticket volume and distribution



Locate Requests for NC

February 2024 vs 2023



MTD February 2024 – 226,572 / 2023 – 209,813 = +8%

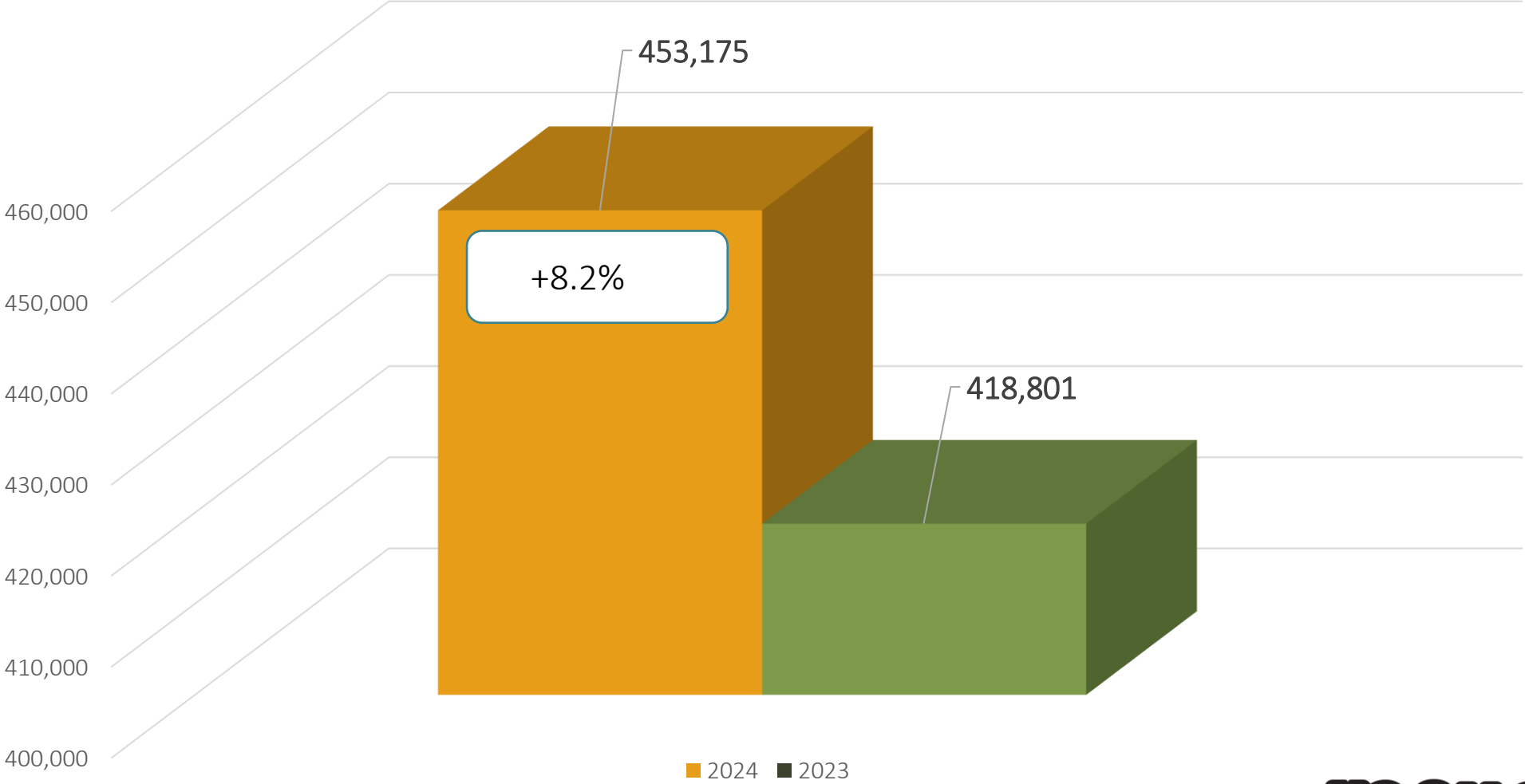

YTD 2024 – 453,175 / 2023 – 418,801 = +8.2 %

Updates for January 2024 – (68,983) = 30.44% of volume / January 32.6% = -2.16% (Decrease the month before)



Locate Requests for NC

YTD 2024

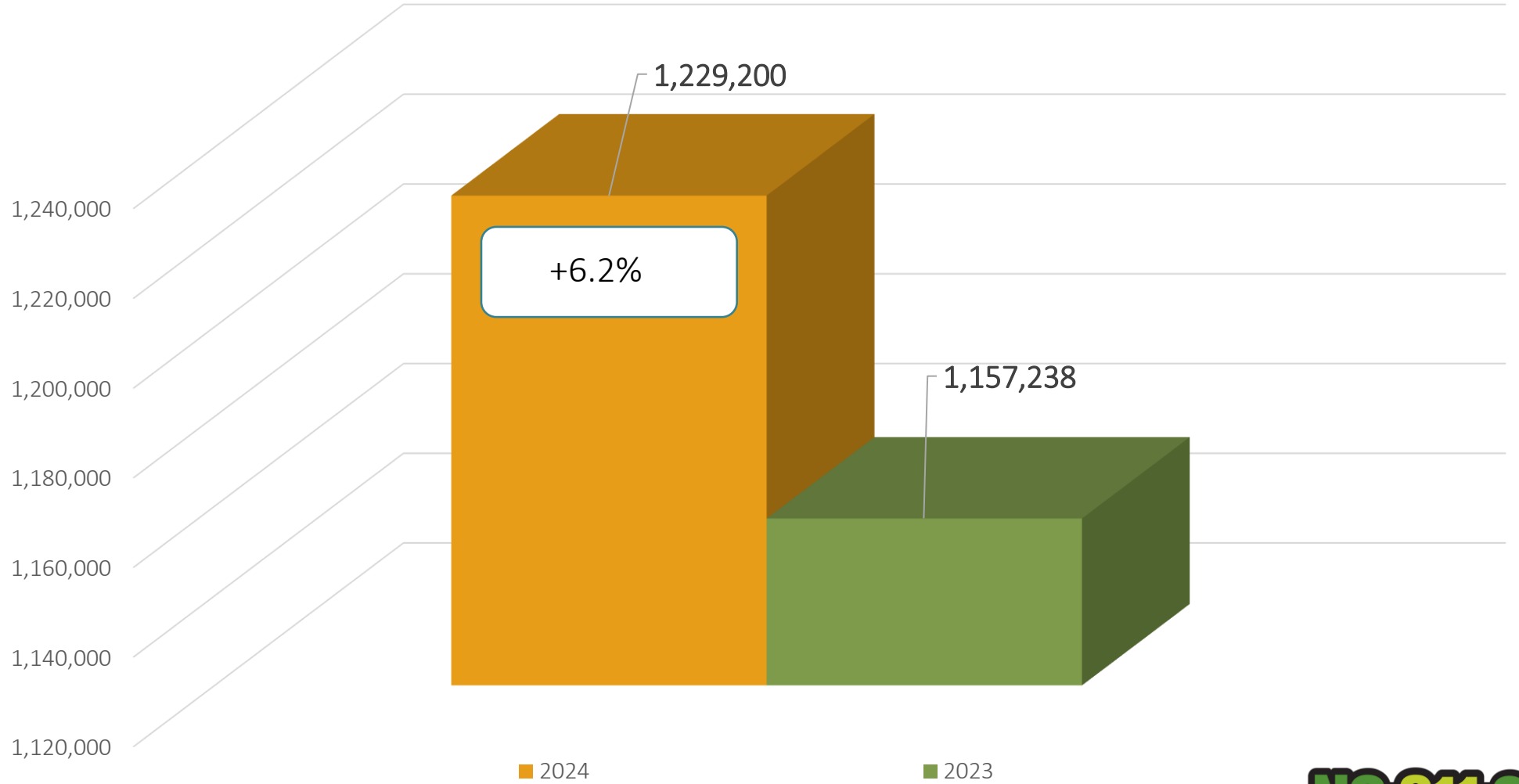



MTD February 2024 – 226,572 / 2023 – 209,813 = +8%
YTD 2024 – 453,175 / 2023 – 418,801 = +8.2 %
Updates for January 2024 – (68,983) = 30.44% of volume / January 2023 32.6% = -2.16% (Decrease the month before)



Transmissions for NC

February 2024 vs 2023

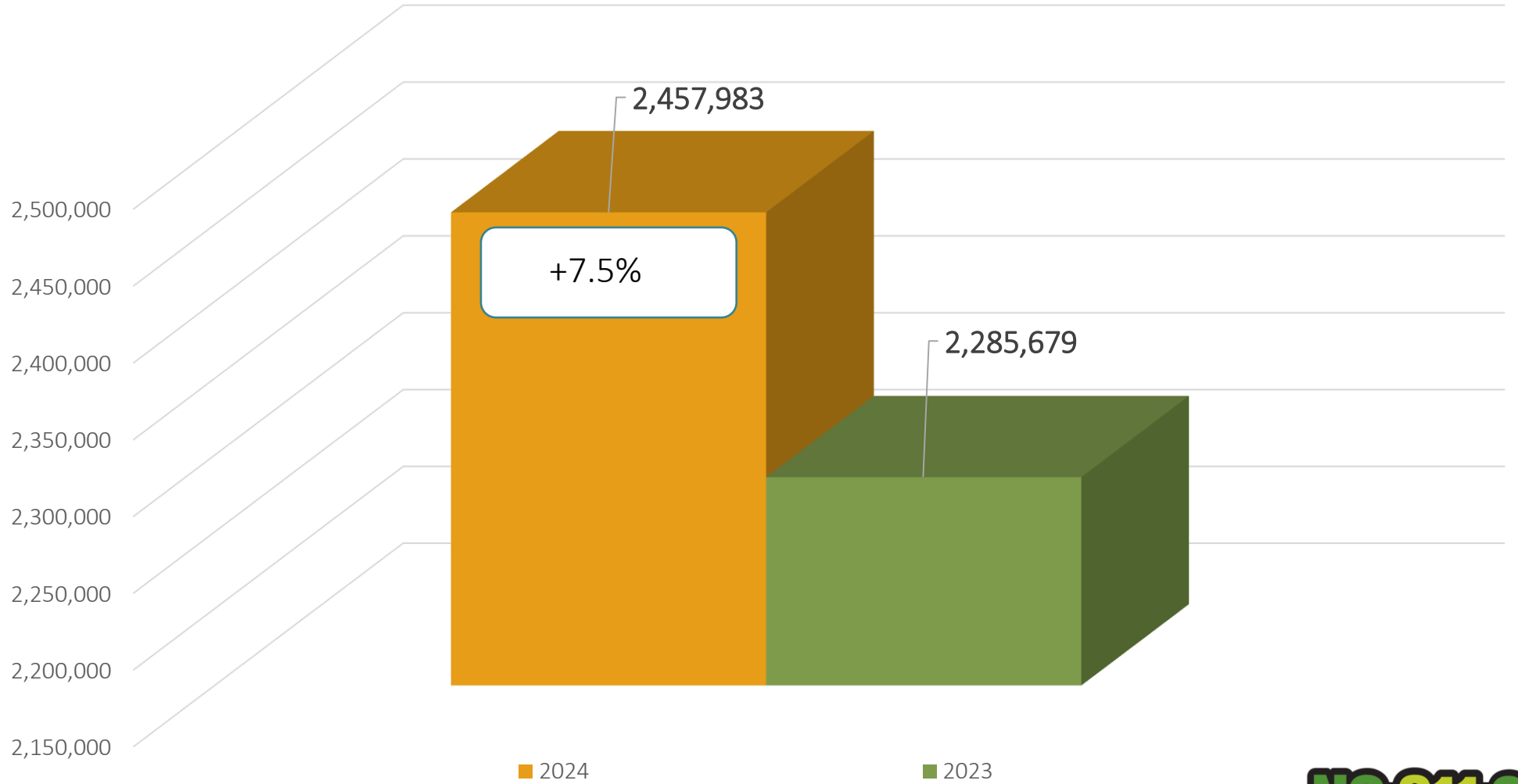



Transmissions MTD 2024– 1,229,200 / 2023 – 1,157,238= +6.2%
Transmissions YTD 2024– 2,457,983 / 2023 – 2,285,679= +7.5%



Transmissions for NC

YTD 2024



Transmissions MTD 2024– 1,229,200 / 2023 – 1,157,238= +6.2%
Transmissions YTD 2024– 2,457,983 / 2023 – 2,285,679= +7.5%



COUNTY TICKET VOLUME

2024 VS 2023



| Duplin | 3 HR | CNCL | NEW | RXMT | UPDT | TOTAL Tickets |
|---------------|-------------|---------------------|------------|-------------|-------------|----------------------|
| 2023 | 101 | 11 | 637 | 11 | 416 | 1176 |
| 2024 | 141 | 8 | 907 | 24 | 187 | 1267 |
| +/- Var | 39.6% | -27.3% | 42.4% | 118.2% | -55.0% | 7.7% |
| | | Avg Locates per Day | | | | 58 |

COUNTY TICKET VOLUME

2024 VS 2023



| Sampson | 3 HR | CNCL | NEW | RXMT | UPDT | TOTAL Tickets |
|----------------|-------------|---------------------|------------|-------------|-------------|----------------------|
| 2023 | 7 | 10 | 863 | 8 | 304 | 1192 |
| 2024 | 15 | 6 | 910 | 9 | 494 | 1434 |
| +/- Var | 114.3% | -40.0% | 5.4% | 12.5% | 62.5% | 20.3% |
| | | Avg Locates per Day | | | | 65 |

COUNTY TICKET VOLUME

YTD VS PREVIOUS YEAR



| Duplin | 3 HR | CNCL | NEW | RXMT | UPDT | TOTAL Tickets |
|---------------|-------------|---------------------|------------|-------------|-------------|----------------------|
| 2023 | 130 | 19 | 1242 | 29 | 654 | 2074 |
| 2024 | 228 | 9 | 1541 | 34 | 343 | 2155 |
| +/- Var | 75.4% | -52.6% | 24.1% | 17.2% | -47.6% | 3.9% |
| | | Avg Locates per Day | | | | 53 |

COUNTY TICKET VOLUME

YTD VS PREVIOUS YEAR



| Sampson | 3 HR | CNCL | NEW | RXMT | UPDT | TOTAL Tickets |
|----------------|-------------|---------------------|------------|-------------|-------------|----------------------|
| 2023 | 13 | 18 | 1452 | 27 | 493 | 2003 |
| 2024 | 30 | 21 | 1996 | 21 | 905 | 2973 |
| +/- Var | 130.8% | 16.7% | 37.5% | -22.2% | 83.6% | 48.4% |
| | | Avg Locates per Day | | | | 73 |

COUNTY TICKET DISTRIBUTION - FEBRUARY



| County/Place | 02 Feb |
|-----------------|-------------|
| DUPLIN | 1267 |
| ALBERTSON | 62 |
| BEULAVILLE | 97 |
| BOWDENS | 1 |
| CALYPSO | 20 |
| CEDAR FORK | 2 |
| CHINQUAPIN | 24 |
| FAISON | 37 |
| FOUNTAIN | 1 |
| HARRELLS | 1 |
| KENANSVILLE | 77 |
| MAGNOLIA | 224 |
| MOUNT OLIVE | 48 |
| PIN HOOK | 5 |

| | |
|----------------------|------------|
| PINK HILL | 26 |
| POTTERS HILL | 2 |
| ROSE HILL | 116 |
| SCOTTS STORE | 1 |
| SLOAN | 1 |
| SUMMERLINS CROSSROAD | 1 |
| TEACHEY | 28 |
| WALLACE | 118 |
| WARSAW | 375 |

COUNTY TICKET DISTRIBUTION - FEBRUARY



| County/Place | 02 Feb |
|-----------------|-------------|
| SAMPSON | 1434 |
| AUTRYVILLE | 49 |
| BEULAH | 1 |
| CLEMENT | 6 |
| CLINTON | 499 |
| DELWAY | 8 |
| FAISON | 32 |
| FALCON | 16 |
| GARLAND | 51 |
| HARRELLS | 508 |
| MINGO | 26 |
| NEWTON GROVE | 41 |

| | |
|-----------------|----|
| PINEY RIDGE | 2 |
| PLAIN VIEW | 30 |
| ROSEBORO | 88 |
| SALEMBURG | 31 |
| SPIVEYS CORNER | 11 |
| SUTTONTOWN | 4 |
| TAYLORS BRIDGE | 6 |
| TURKEY | 24 |
| VANN CROSSROADS | 1 |

DAMAGES



DIRT Damage Information
Reporting Tool

Damages Reported for February



| | |
|---------------|----|
| NC-Alamance | 19 |
| NC-Alexander | 2 |
| NC-Ashe | 1 |
| NC-Beaufort | 2 |
| NC-Brunswick | 16 |
| NC-Buncombe | 7 |
| NC-Burke | 3 |
| NC-Cabarrus | 16 |
| NC-Caldwell | 4 |
| NC-Carteret | 7 |
| NC-Catawba | 29 |
| NC-Chatham | 13 |
| NC-Cherokee | 2 |
| NC-Chowan | 4 |
| NC-Clay | 5 |
| NC-Cleveland | 15 |
| NC-Columbus | 4 |
| NC-Craven | 17 |
| NC-Cumberland | 39 |
| NC-Currituck | 2 |
| NC-Dare | 14 |
| NC-Davidson | 12 |
| NC-Davie | 3 |
| NC-Duplin | 3 |
| NC-Durham | 85 |

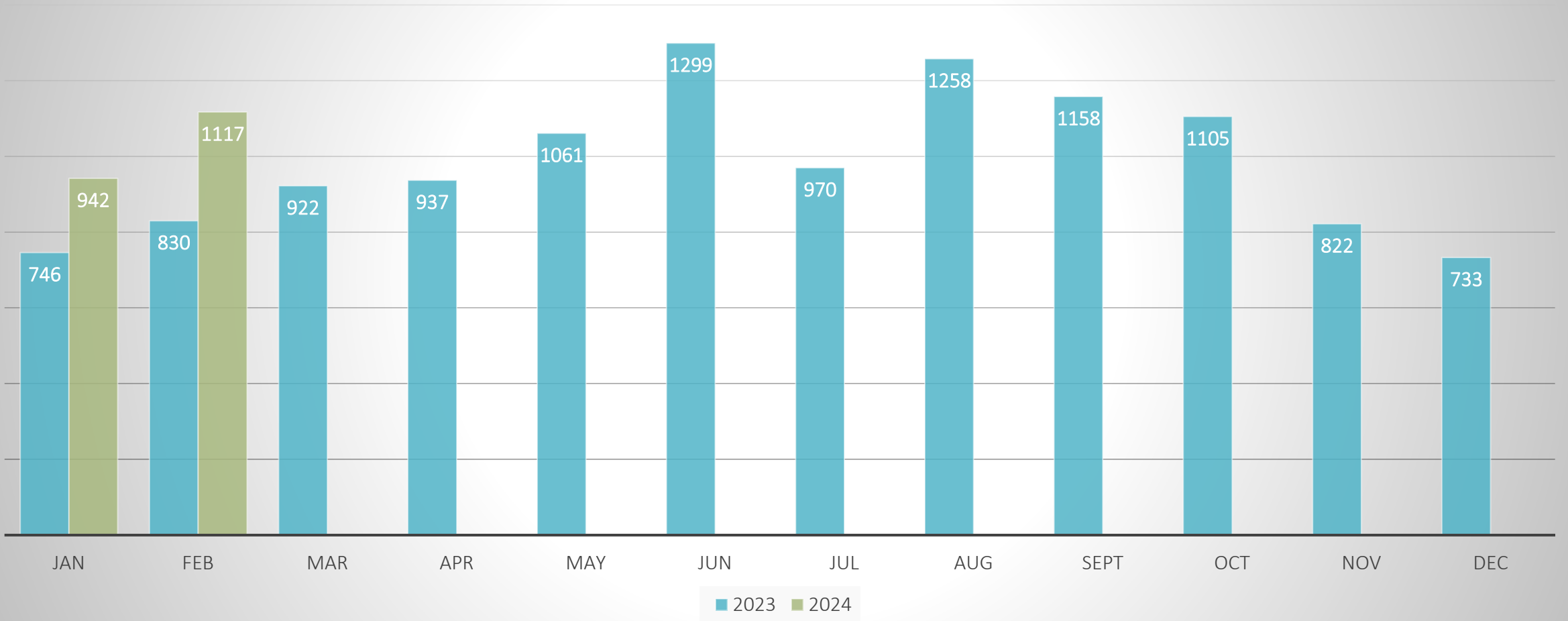
| | |
|----------------|-----|
| NC-Edgecombe | 5 |
| NC-Forsyth | 41 |
| NC-Franklin | 1 |
| NC-Gaston | 29 |
| NC-Gates | 2 |
| NC-Granville | 3 |
| NC-Guilford | 52 |
| NC-Halifax | 1 |
| NC-Harnett | 19 |
| NC-Haywood | 3 |
| NC-Henderson | 9 |
| NC-Hertford | 3 |
| NC-Hoke | 3 |
| NC-Iredell | 19 |
| NC-Jackson | 3 |
| NC-Johnston | 36 |
| NC-Jones | 2 |
| NC-Lee | 4 |
| NC-Lincoln | 7 |
| NC-Madison | 1 |
| NC-McDowell | 4 |
| NC-Mecklenburg | 160 |
| NC-Mitchell | 1 |
| NC-Montgomery | 4 |
| NC-Moore | 22 |

| | |
|----------------|-----|
| NC-Nash | 14 |
| NC-New Hanover | 20 |
| NC-Northampton | 1 |
| NC-Onslow | 21 |
| NC-Orange | 46 |
| NC-Pasquotank | 3 |
| NC-Pender | 9 |
| NC-Perquimans | 2 |
| NC-Person | 2 |
| NC-Pitt | 12 |
| NC-Randolph | 5 |
| NC-Richmond | 2 |
| NC-Robeson | 4 |
| NC-Rockingham | 6 |
| NC-Rowan | 13 |
| NC-Rutherford | 1 |
| NC-Scotland | 2 |
| NC-Surry | 2 |
| NC-Union | 29 |
| NC-Vance | 2 |
| NC-Wake | 152 |
| NC-Wayne | 6 |
| NC-Wilkes | 1 |
| NC-Wilson | 2 |
| NC-Yadkin | 2 |

Grand Total 1,117

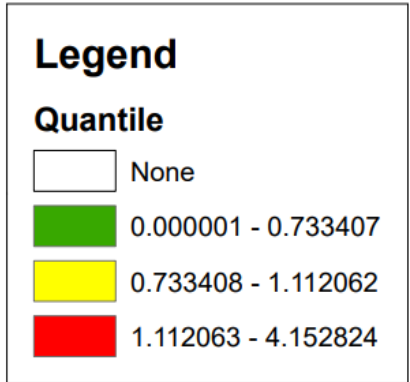
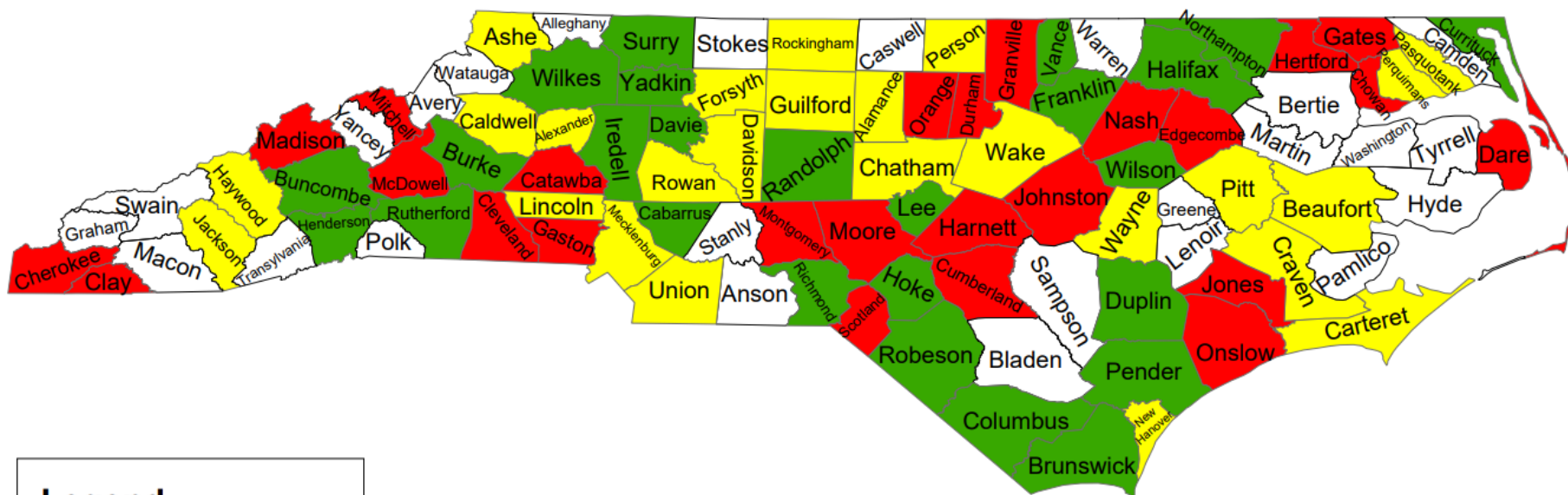


Damages in North Carolina 2024 vs 2023



Damages Per 1000 Transmissions

February 2024



Top 10 Callers for – Duplin



| Rank | Name | Totals |
|------|---|--------|
| 1 | STRATEGIC UTILITIES LLC | 193 |
| 2 | STRICKLAND UNDERGROUND UTILITIES, INC | 128 |
| 3 | RG COMMUNICATIONS, INC | 120 |
| 4 | AROD UNDERGROUND, INC | 62 |
| 5 | RIVER CITY | 57 |
| 6 | MID ATLANTIC CABLE SOLUTIONS | 55 |
| 7 | SOUTHEASTERN CABLE CONTRACTORS | 53 |
| 8 | SANDY'S HAULING & BACKHOE SERVICE, INC. | 43 |
| 9 | SUMMIT HDD | 40 |
| 10 | APPLIED CONSTRUCTION SOLUTIONS | 38 |

Top 10 Callers for - Sampson



| Rank | Name | Totals |
|------|---------------------------|--------|
| 1 | DEN UNDERGROUND | 492 |
| 2 | 2 BROS RESOURCES | 86 |
| 3 | TROY CONSTRUCTION | 82 |
| 4 | AROD UNDERGROUND, INC | 70 |
| 5 | UNDERGROUND CONSTRUCTION | 69 |
| 6 | GUTIERREZ UNDERGROUND LLC | 63 |
| 7 | MASTEC | 48 |
| 8 | RG COMMUNICATIONS, INC | 47 |
| 9 | DUKE ENERGY | 36 |
| 10 | RIVER CITY CONSTRUCTION | 33 |

EDUCATION TEAM



Ann Rushing
Education
Manager



Tami Groves
Southeast
Liaison



Howard Corey
Eastern Liaison



Tyler Ross
Western Liaison



**Parrish
Reddick**
Piedmont Liaison



Steven Moore
Media Relations
Specialist





Follow NCUCC on Facebook. There we will post meeting info, schedules, photos and videos and joint conference updates.

facebook.com/ncucc1

THANK YOU

A copy of this presentation is available at
www.ncucc.org

If this meeting was virtual or hybrid, a video is available on ncucc.org. Go to County UCC's.

The video will be listed under the month and year the meeting took place.