



***2024 NASCAR Xfinity Series
Phoenix Raceway
Saturday, March 9th***

**NC811 MONTHLY UPDATE
MARCH 2024**

**LOWER CAPE FEAR UCC
PRESENTED BY HOWARD COREY"**

NEW 811 BANNERS FOR 2024

Pick one up at your local UCC



**APRIL IS
811 MONTH**



\$300 Up for grabs!
DARE TO DIG!

[April is National Safe Digging Month](#) and it's almost time to get digging!! Entering the contest only takes a few minutes and you could win \$300 just by digging a few virtual holes.

<https://nc811.org/dare-to-dig/>

Contest runs thru April 30th.

41st Annual Joint NC/SC Utilities



Dates: Tuesday, April 30th, 2024 –
Friday, May 3, 2024.

Location: The conference will be
held in beautiful Charleston, SC.

Registration: Attendee - \$250
Guest/Spouse - \$150

<https://sc811.com/scucc/#tab-36096>

IMPORTANT DATES



NCLRPC

Wednesday, March 27th
11:00 am

NC811 Events Center,
Greensboro

Visit <https://ncucc.org>
for meeting link

BOARD

Friday, April 19th
8:00 am

Chetola Resort
Blowing Rock, NC

contact
Stephanie Brown for details.
stephanie@nc811.org

NCUDPRB

Tuesday, April 23
10:00 am

NC811 Events Center,
Greensboro

Visit <https://udprb.nc.gov>
for location info

CALENDAR

NC811 & NCUCC event calendars can be found on nc811.org or the nc811 app



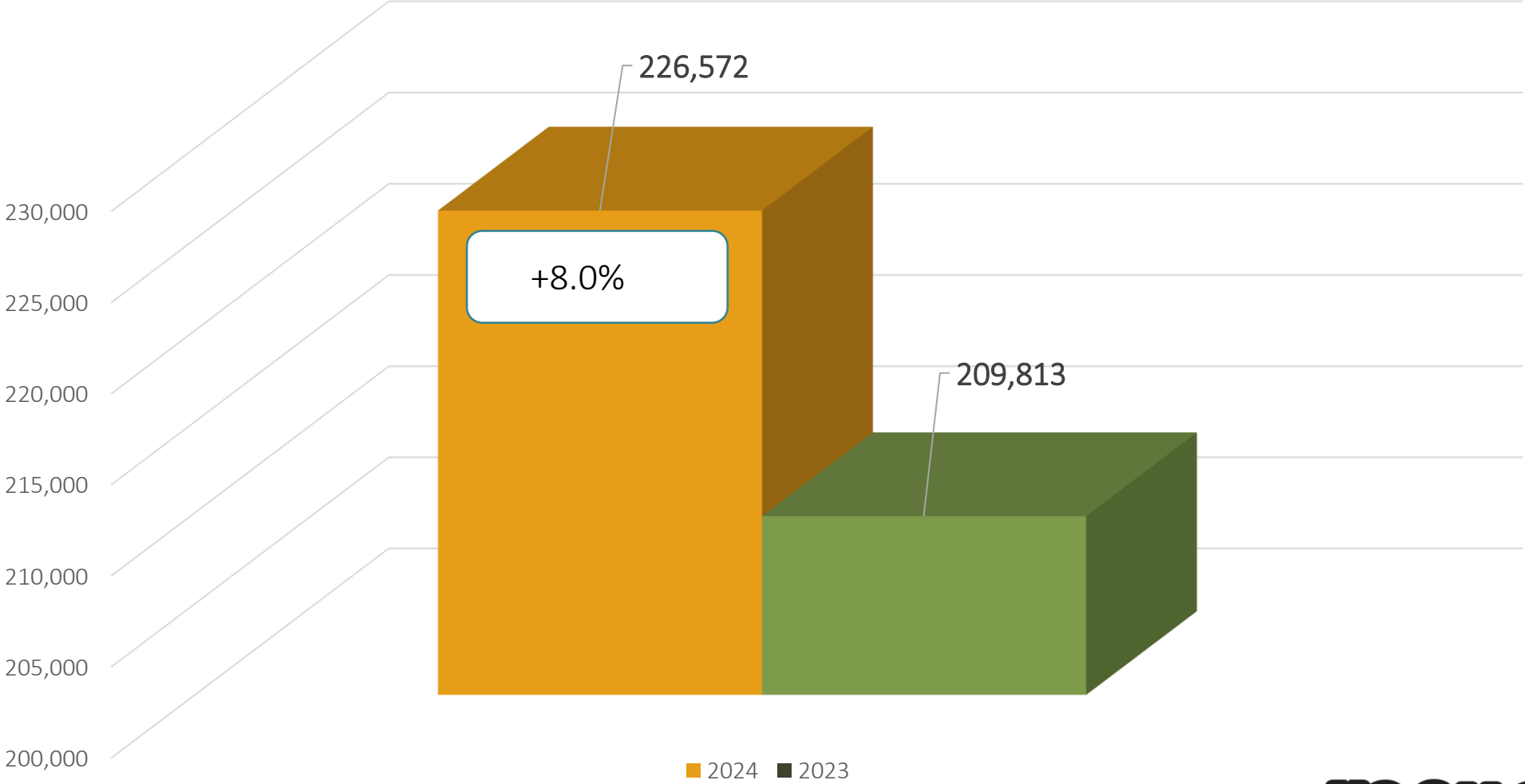

DATA INSIGHTS

Locate Request, Transmissions,
County ticket volume and distribution



Locate Requests for NC

February 2024 vs 2023

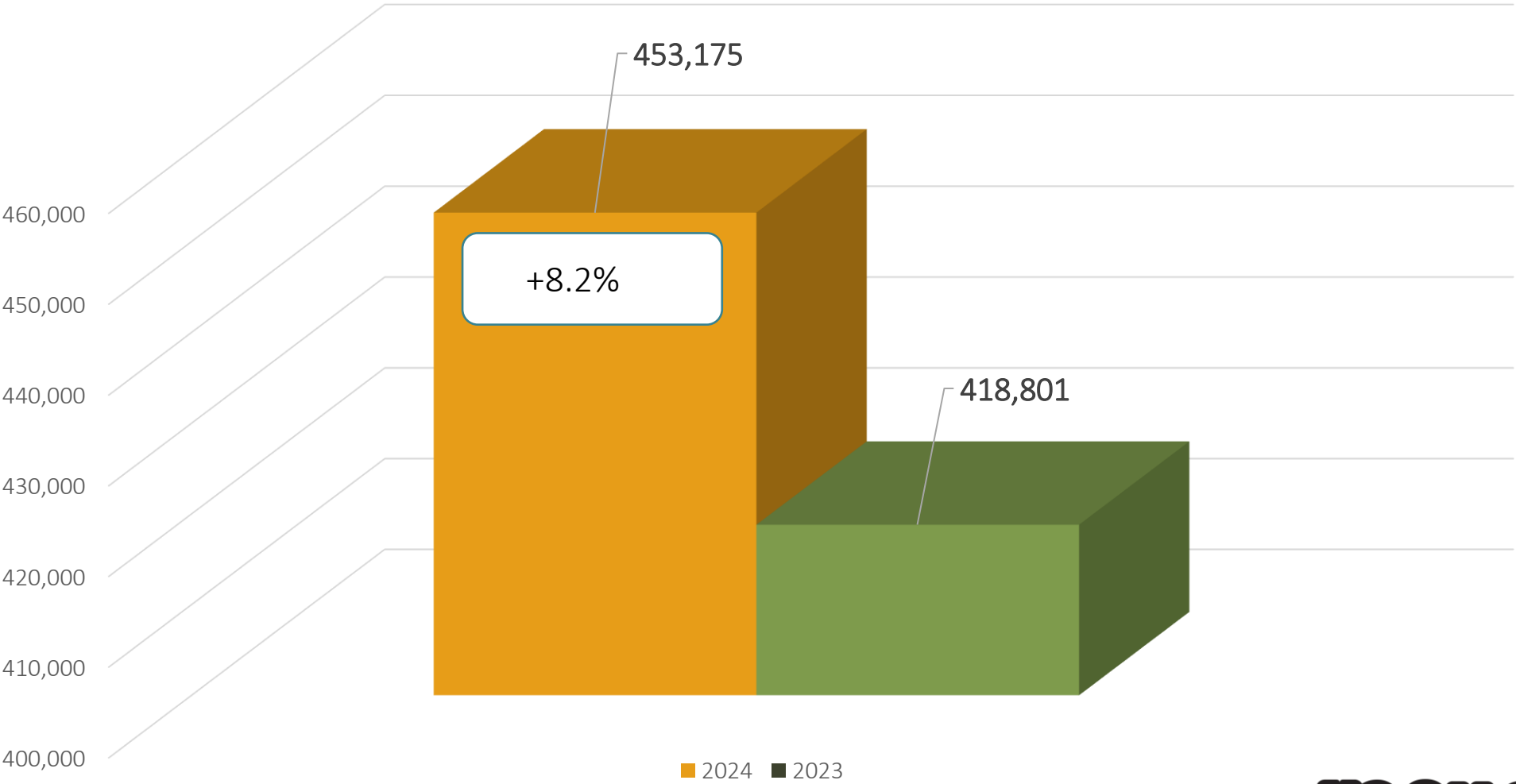



MTD February 2024 – 226,572 / 2023 – 209,813 = +8%
YTD 2024 – 453,175 / 2023 – 418,801 = +8.2 %
Updates for January 2024 – (68,983) = 30.44% of volume / January 32.6% = -2.16% (Decrease the month before)



Locate Requests for NC

YTD 2024

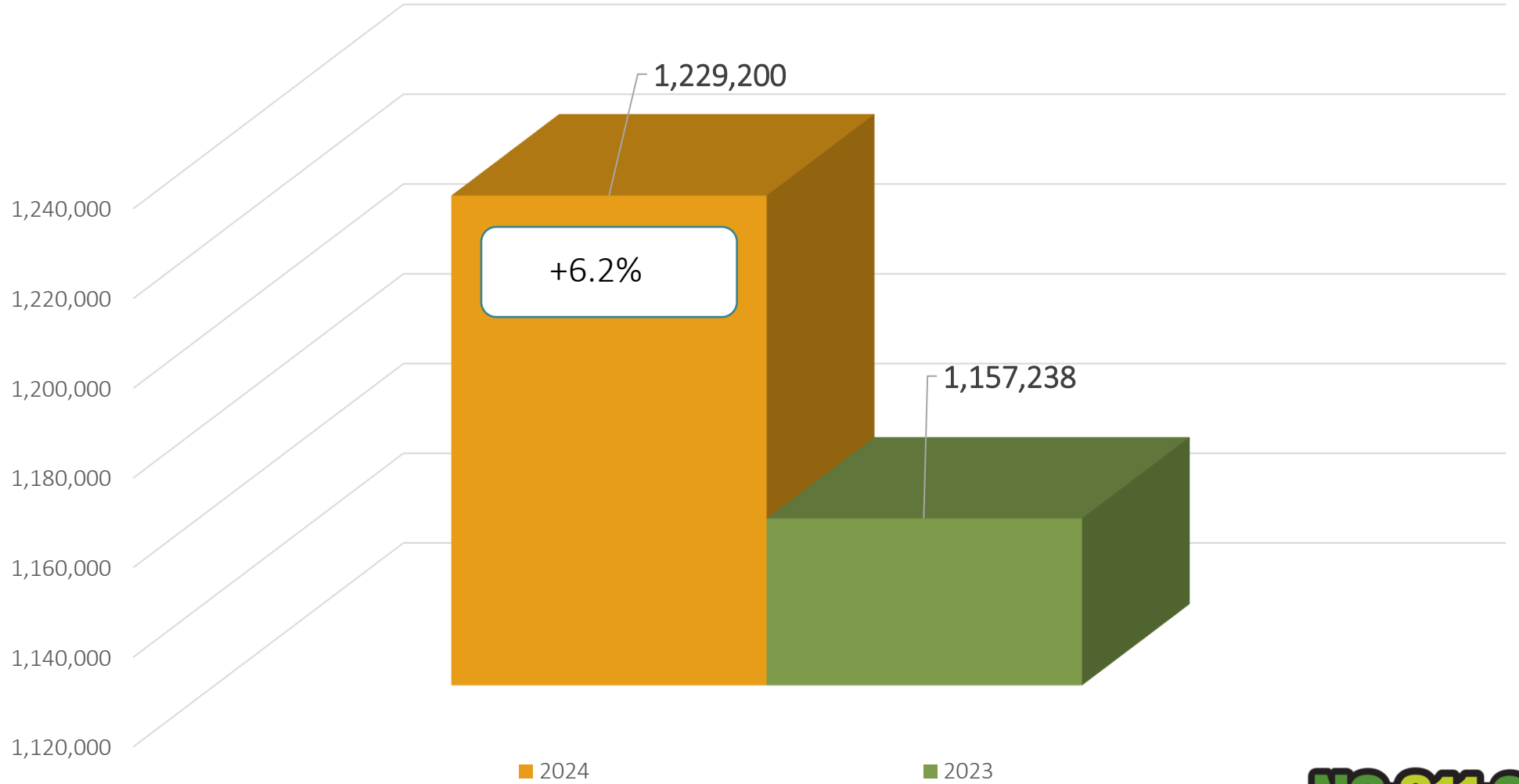



MTD February 2024 – 226,572 / 2023 – 209,813= +8%
YTD 2024 – 453,175/ 2023 – 418,801 = +8.2 %
Updates for January 2024 – (68,983) = 30.44% of volume / January 2023 = 32.6% = -2.16% (Decrease the month before)



Transmissions for NC

February 2024 vs 2023

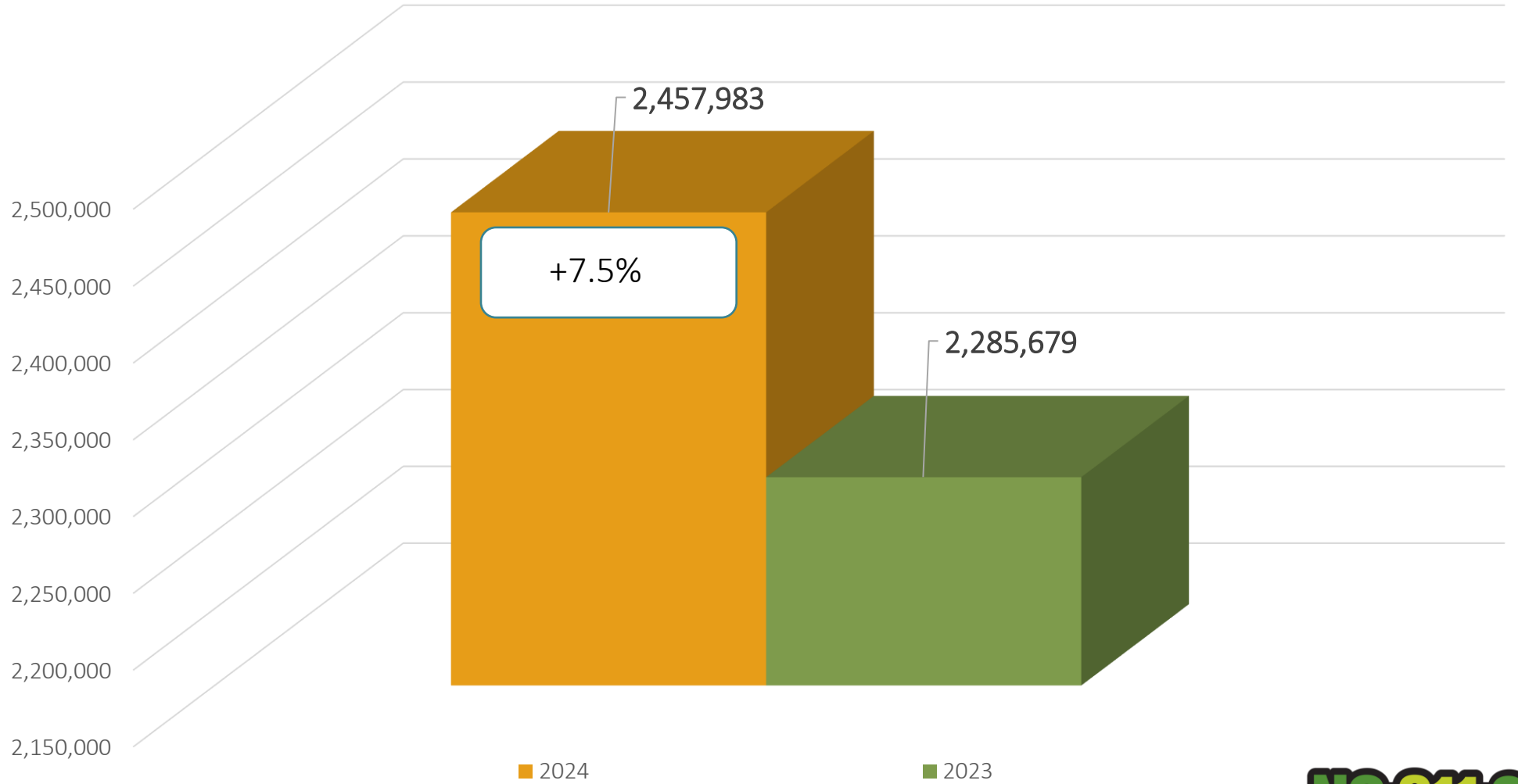



Transmissions MTD 2024– 1,229,200 / 2023 – 1,157,238= +6.2%
Transmissions YTD 2024– 2,457,983 / 2023 – 2,285,679= +7.5%



Transmissions for NC

YTD 2024



Transmissions MTD 2024– 1,229,200 / 2023 – 1,157,238= +6.2%
Transmissions YTD 2024– 2,457,983 / 2023 – 2,285,679= +7.5%



COUNTY TICKET VOLUME

2024 VS 2023



New Hanover	3 HR	CNCL	NEW	RXMT	UPDT	TOTAL Tickets
2023	307	53	2732	118	1705	4915
2024	138	36	2564	87	1112	3937
+/- Var	-55.0%	-32.1%	-6.1%	-26.3%	-34.8%	-19.9%
		Avg Locates per Day				179

COUNTY TICKET VOLUME

2024 VS 2023



Brunswick	3 HR	CNCL	NEW	RXMT	UPDT	TOTAL Tickets
2023	135	35	3532	62	1248	5012
2024	144	43	3631	54	1650	5522
+/- Var	6.7%	22.9%	2.8%	-12.9%	32.2%	10.2%
		Avg Locates per Day				251

COUNTY TICKET VOLUME

2024 VS 2023



Pender	3 HR	CNCL	NEW	RXMT	UPDT	TOTAL Tickets
2023	56	14	990	80	584	1724
2024	55	22	1292	59	1313	2741
+/- Var	-1.8%	57.1%	30.5%	-26.3%	124.8%	59.0%
		Avg Locates per Day				125

COUNTY TICKET VOLUME

YTD VS PREVIOUS YEAR



New Hanover	3 HR	CNCL	NEW	RXMT	UPDT	TOTAL Tickets
2023	653	107	5374	276	3056	9466
2024	250	62	5302	165	2294	8073
+/- Var	-61.7%	-42.1%	-1.3%	-40.2%	-24.9%	-14.7%
		Avg Locates per Day				197

COUNTY TICKET VOLUME

YTD VS PREVIOUS YEAR



Brunswick	3 HR	CNCL	NEW	RXMT	UPDT	TOTAL Tickets
2023	258	63	6920	142	2320	9703
2024	262	91	7372	111	2938	10774
+/- Var	1.6%	44.4%	6.5%	-21.8%	26.6%	11.0%
		Avg Locates per Day				263

COUNTY TICKET VOLUME

YTD VS PREVIOUS YEAR



Pender	3 HR	CNCL	NEW	RXMT	UPDT	TOTAL Tickets
2023	115	23	1884	126	1676	3824
2024	91	34	2517	98	2801	5541
+/- Var	-20.9%	47.8%	33.6%	-22.2%	67.1%	44.9%
		Avg Locates per Day				135

COUNTY TICKET DISTRIBUTION - FEBRUARY



County/Place	02 Feb
NEW HANOVER	3937
BAYSHORE	27
CAROLINA BEACH	137
CASTLE HAYNE	278
KINGS GRANT	10
KIRKLAND	25
KURE BEACH	40
MASONBORO	8
MURRAYSVILLE	21
MYRTLE GROVE	13
MYRTLE GROVE JUNCTIO	4
OGDEN	22
SEA BREEZE	1
SEAGATE	3

SILVER LAKE	4
SKIPPERS CORNER	3
SMITH CREEK	2
WILMINGTON	3196
WILMINGTON BEACH	1
WRIGHTSBORO	91
WRIGHTSVILLE	9
WRIGHTSVILLE BEACH	42

COUNTY TICKET DISTRIBUTION - FEBRUARY



County/Place	02 Feb
BRUNSWICK	5522
ASH	126
BALD HEAD ISLAND	25
BELVILLE	28
BOILING SPRING LAKES	85
BOLIVIA	497
BRUNSWICK STATION	3
CALABASH	612
CAROLINA SHORES	170
CASWELL BEACH	3
GRISSETTOWN	2
HOLDEN BEACH	116
LELAND	1206
LONGWOOD	4
NAVASSA	44

NORTHWEST	8
OAK ISLAND	334
OCEAN ISLE BEACH	259
SAINT JAMES	56
SANDY CREEK	1
SEASIDE	4
SHALLOTTE	302
SOUTHPORT	881
SUNSET BEACH	193
SUNSET HARBOR	1
SUPPLY	383
TOWN CREEK	12
VARNAMTOWN	7
WINNABOW	160

COUNTY TICKET DISTRIBUTION - FEBRUARY



County/Place	02 Feb
PENDER	2741
ATKINSON	95
BURGAW	604
CURRIE	108
HAMPSTEAD	776
LONG CREEK	1
MAPLE HILL	48
MONTAGUE	1
ROCKY POINT	191
SAINT HELENA	1
SCOTTS HILL	84

STAG PARK	1
SURF CITY	117
TOPSAIL	61
TOPSAIL BEACH	267
WALKERS STORE	12
WALLACE	314
WATHA	2
WILLARD	58

DAMAGES



DIRT Damage Information
Reporting Tool

Damages Reported for February



NC-Alamance	19
NC-Alexander	2
NC-Ashe	1
NC-Beaufort	2
NC-Brunswick	16
NC-Buncombe	7
NC-Burke	3
NC-Cabarrus	16
NC-Caldwell	4
NC-Carteret	7
NC-Catawba	29
NC-Chatham	13
NC-Cherokee	2
NC-Chowan	4
NC-Clay	5
NC-Cleveland	15
NC-Columbus	4
NC-Craven	17
NC-Cumberland	39
NC-Currituck	2
NC-Dare	14
NC-Davidson	12
NC-Davie	3
NC-Duplin	3
NC-Durham	85

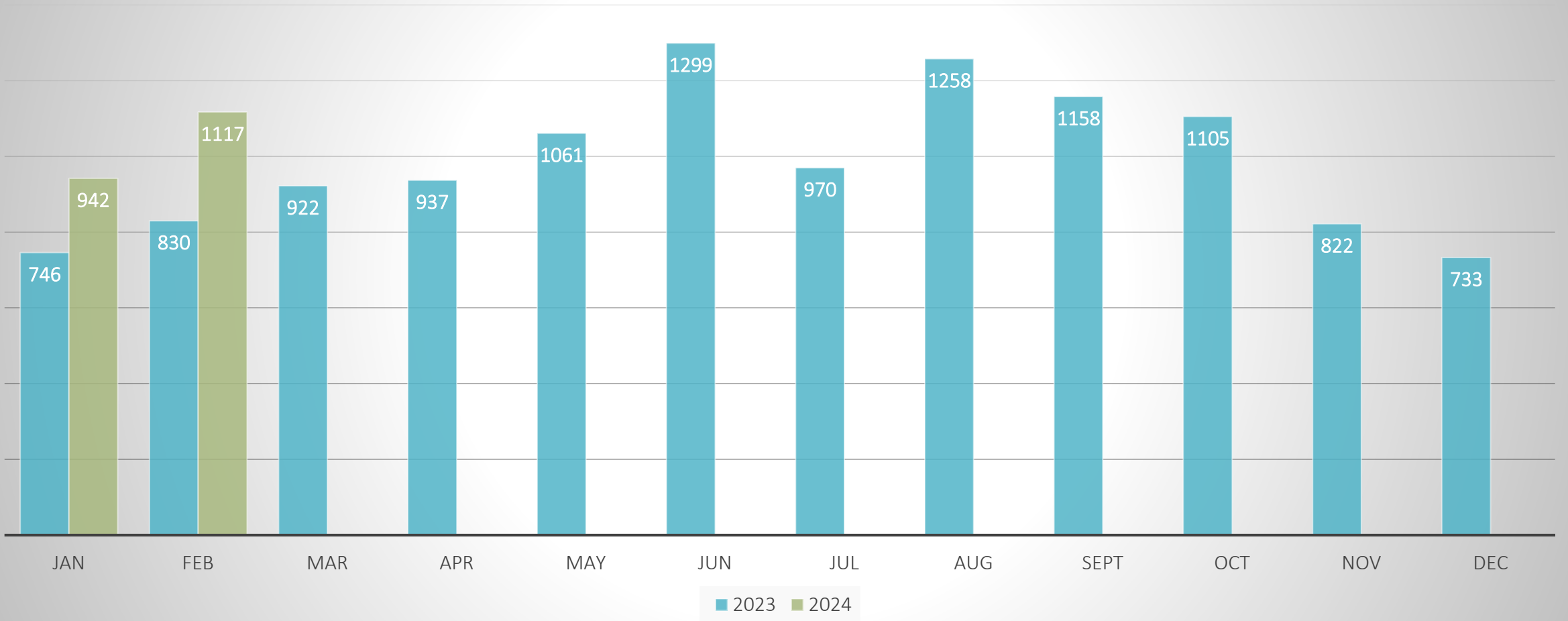
NC-Edgecombe	5
NC-Forsyth	41
NC-Franklin	1
NC-Gaston	29
NC-Gates	2
NC-Granville	3
NC-Guilford	52
NC-Halifax	1
NC-Harnett	19
NC-Haywood	3
NC-Henderson	9
NC-Hertford	3
NC-Hoke	3
NC-Iredell	19
NC-Jackson	3
NC-Johnston	36
NC-Jones	2
NC-Lee	4
NC-Lincoln	7
NC-Madison	1
NC-McDowell	4
NC-Mecklenburg	160
NC-Mitchell	1
NC-Montgomery	4
NC-Moore	22



NC-Nash	14
NC-New Hanover	20
NC-Northampton	1
NC-Onslow	21
NC-Orange	46
NC-Pasquotank	3
NC-Pender	9
NC-Perquimans	2
NC-Person	2
NC-Pitt	12
NC-Randolph	5
NC-Richmond	2
NC-Robeson	4
NC-Rockingham	6
NC-Rowan	13
NC-Rutherford	1
NC-Scotland	2
NC-Surry	2
NC-Union	29
NC-Vance	2
NC-Wake	152
NC-Wayne	6
NC-Wilkes	1
NC-Wilson	2
NC-Yadkin	2

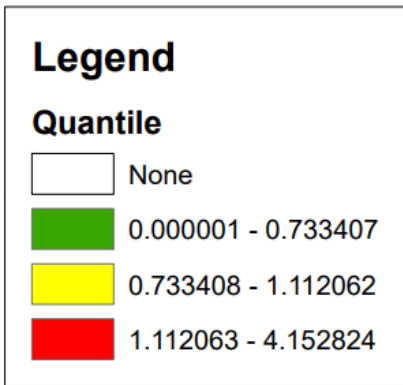
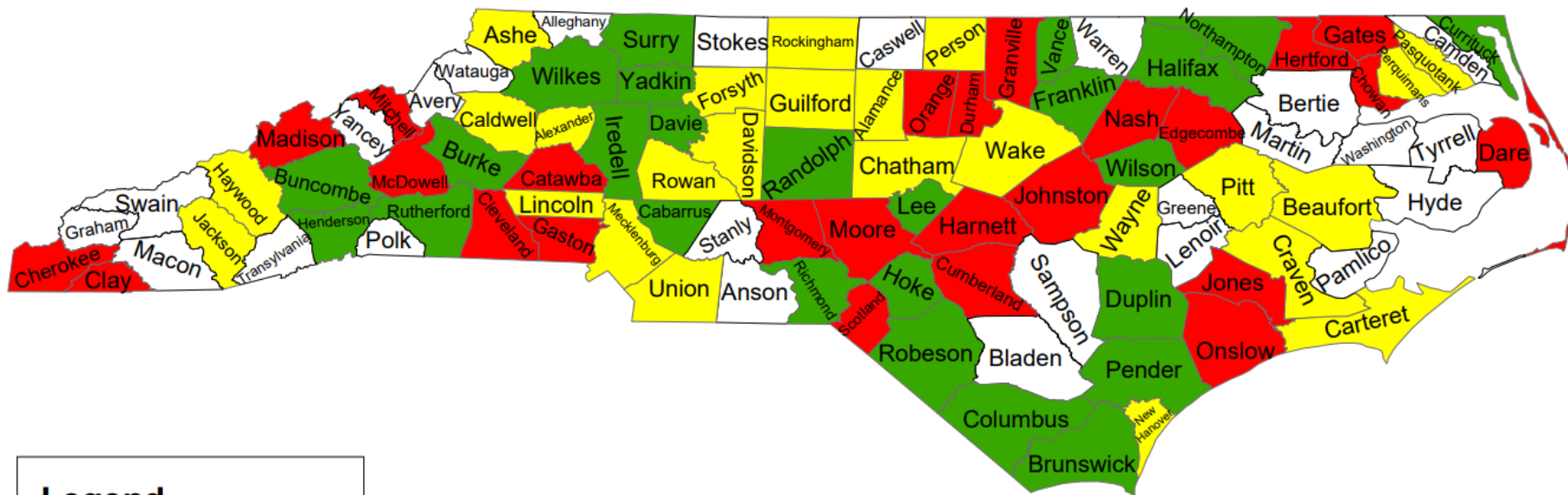
Grand Total 1,117

Damages in North Carolina 2024 vs 2023



Damages Per 1000 Transmissions

February 2024



Top 10 Callers for – New Hanover



Rank	Name	Totals
1	MASTEC	1072
2	SOUTHEASTERN CABLE CONTRACTORS	201
3	AT&T UTILITY OPERATIONS	185
4	SOUTHEAST CONNECTIONS, LLC	176
5	ANSCO & ASSOCIATES, LLC	104
6	HONEYCUTT CONSTRUCTION SERVICES	87
7	CAPE FEAR PUBLIC UTILITY AUTHORITY	62
8	KVA COMMUNICATIONS	61
9	MILAM PLUMBING, INC	54
10	THOMSON CORDER & CO	38

Top 15 Callers for - Brunswick



Rank	Name	Totals
1	FOCUS BROADBAND	471
2	QUANTA SERVICES	311
3	PIEDMONT UTILITY GROUP, LLC	286
4	ATMC	276
5	MASTEC	233
6	STATE UTILITY CONTRACTORS	212
7	QUANTA SERVICES	209
8	CARMICHAEL CONSTRUCTION COMPANY, INC	203
9	SOUTHEASTERN CABLE CONTRACTORS	192
10	SOUTHEAST CONNECTIONS, LLC	162
11	HONEYCUTT CONSTRUCTION SERVICES	138
12	BRUNSWICK COUNTY PUBLIC UTILITIES	129
13	MILAM PLUMBING, INC	78
14	BRUNSWICK COUNTY PUBLIC UTILITIES	61
15	JENKINS PLUMBING	57

Top 10 Callers for - Pender



Rank	Name	Totals
1	PIEDMONT UTILITY GROUP, LLC	885
2	DEN UNDERGROUND	277
3	MASTEC	228
4	SOUTHEAST CONNECTIONS, LLC	111
5	SOUTHEASTERN CABLE CONTRACTORS	100
6	STATE UTILITY CONTRACTORS	71
7	CONTI ENTERPRISES	58
8	HAL COLLINS CONSTRUCTION	52
9	AT&T UTILITY OPERATIONS	49
10	CVO ENTERPRISES	42

EDUCATION TEAM



Ann Rushing
Education
Manager



Tami Groves
Southeast
Liaison



Howard Corey
Eastern Liaison



Tyler Ross
Western Liaison



**Parrish
Reddick**
Piedmont Liaison



Steven Moore
Media Relations
Specialist





Follow NCUCC on Facebook. There we will post meeting info, schedules, photos and videos and joint conference updates.

facebook.com/ncucc1

THANK YOU

A copy of this presentation is available at
www.ncucc.org

If this meeting was virtual or hybrid, a video is available on ncucc.org. Go to County UCC's.

The video will be listed under the month and year the meeting took place.