



***2024 NASCAR Xfinity Series
Phoenix Raceway
Saturday, March 9th***

**NC811 MONTHLY UPDATE
MARCH 2024**

WAYNE COUNTY UCC

PRESENTED BY HOWARD COREY"

NEW 811 BANNERS FOR 2024

Pick one up at your local UCC



**APRIL IS
811 MONTH**



\$300 Up for grabs!
DARE TO DIG!

[April is National Safe Digging Month](#) and it's almost time to get digging!! Entering the contest only takes a few minutes and you could win \$300 just by digging a few virtual holes.

<https://nc811.org/dare-to-dig/>

Contest runs thru April 30th.

41st Annual Joint NC/SC Utilities



Dates: Tuesday, April 30th, 2024 –
Friday, May 3, 2024.

Location: The conference will be
held in beautiful Charleston, SC.

Registration: Attendee - \$250
Guest/Spouse - \$150

<https://sc811.com/scucc/#tab-36096>

IMPORTANT DATES



STATE UCC

Tuesday, March 12th
10:00 am

4211 Global St, Raleigh,
NC 27610

Hybrid meeting.
See ncucc calendar for
a link

NCLRPC

Wednesday, March 27th
11:00 am

NC811 Events Center,
Greensboro

Visit <https://ncucc.org>
for meeting link

BOARD

Friday, April 19th
8:00 am

Chetola Resort
Blowing Rock, NC

contact
Stephanie Brown for
details.
stephanie@nc811.org

NCUDPRB

Tuesday, April 23
10:00 am

NC811 Events Center,
Greensboro

Visit <https://udprb.nc.gov>
for location info



CALENDAR

NC811 & NCUCC event calendars can be found on nc811.org or the nc811 app

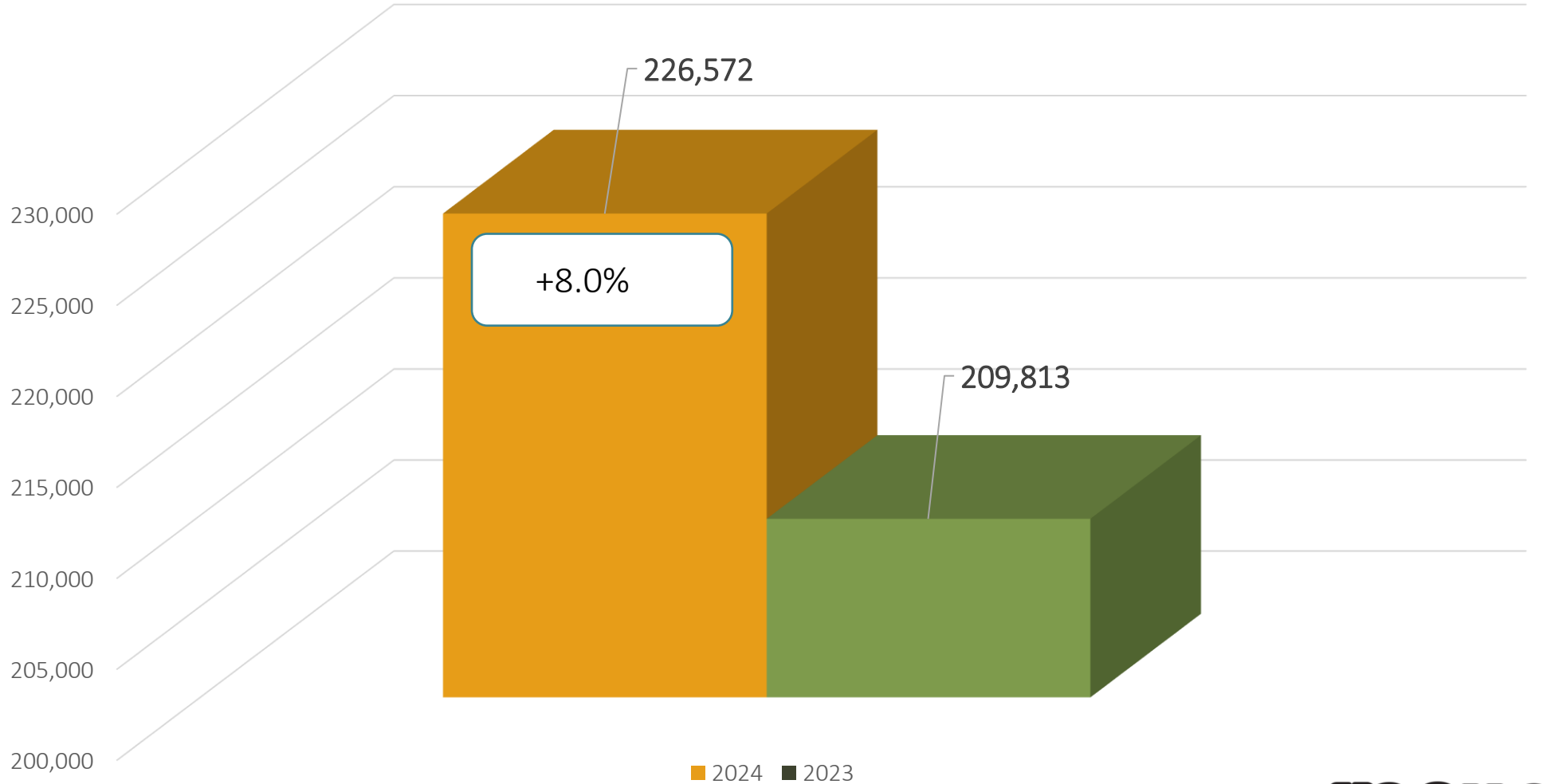

DATA INSIGHTS

Locate Request, Transmissions,
County ticket volume and distribution



Locate Requests for NC

February 2024 vs 2023



MTD February 2024 – 226,572 / 2023 – 209,813 = +8%

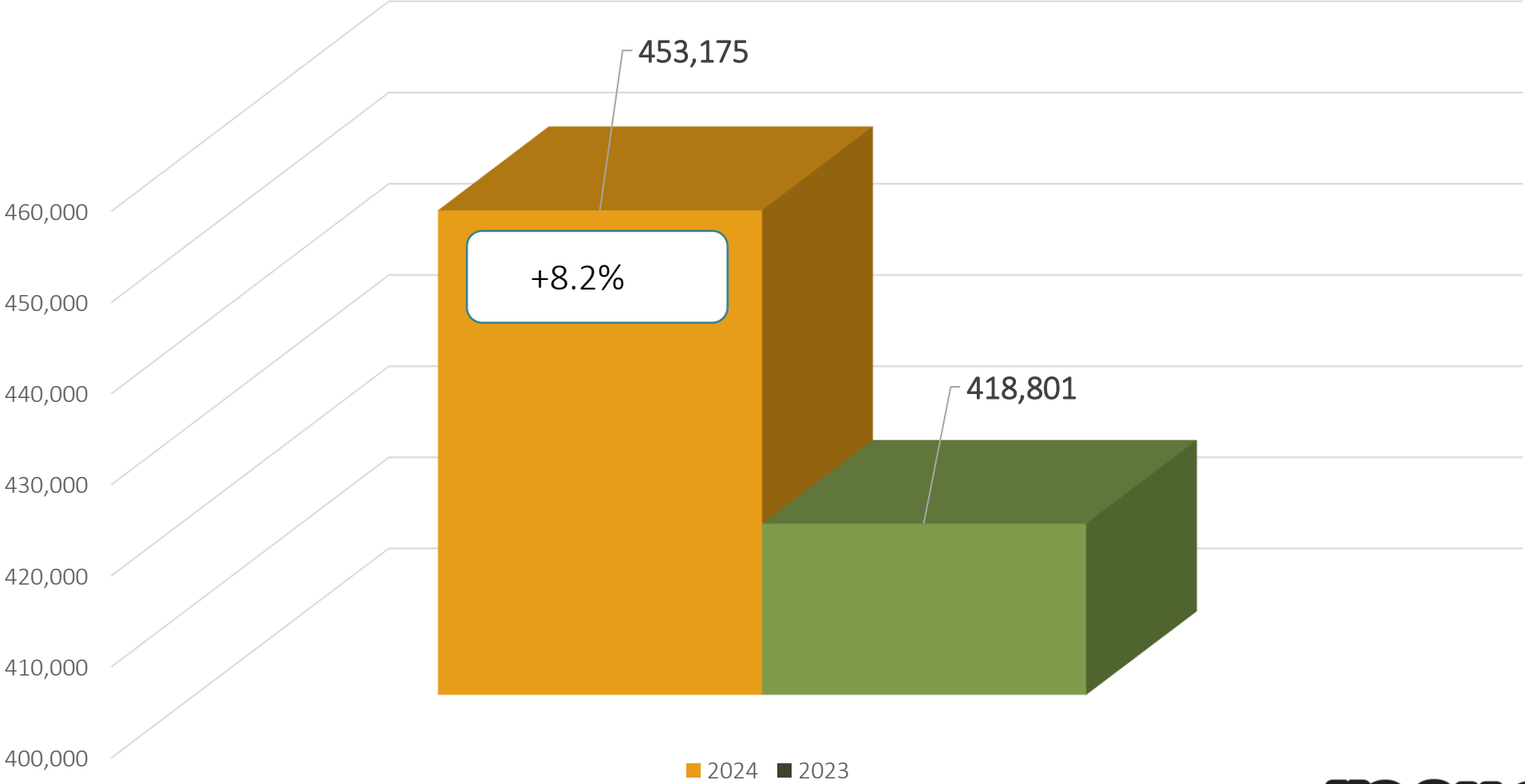

YTD 2024 – 453,175 / 2023 – 418,801 = +8.2 %

Updates for January 2024 – (68,983) = 30.44% of volume / January 32.6% = -2.16% (Decrease the month before)



Locate Requests for NC

YTD 2024

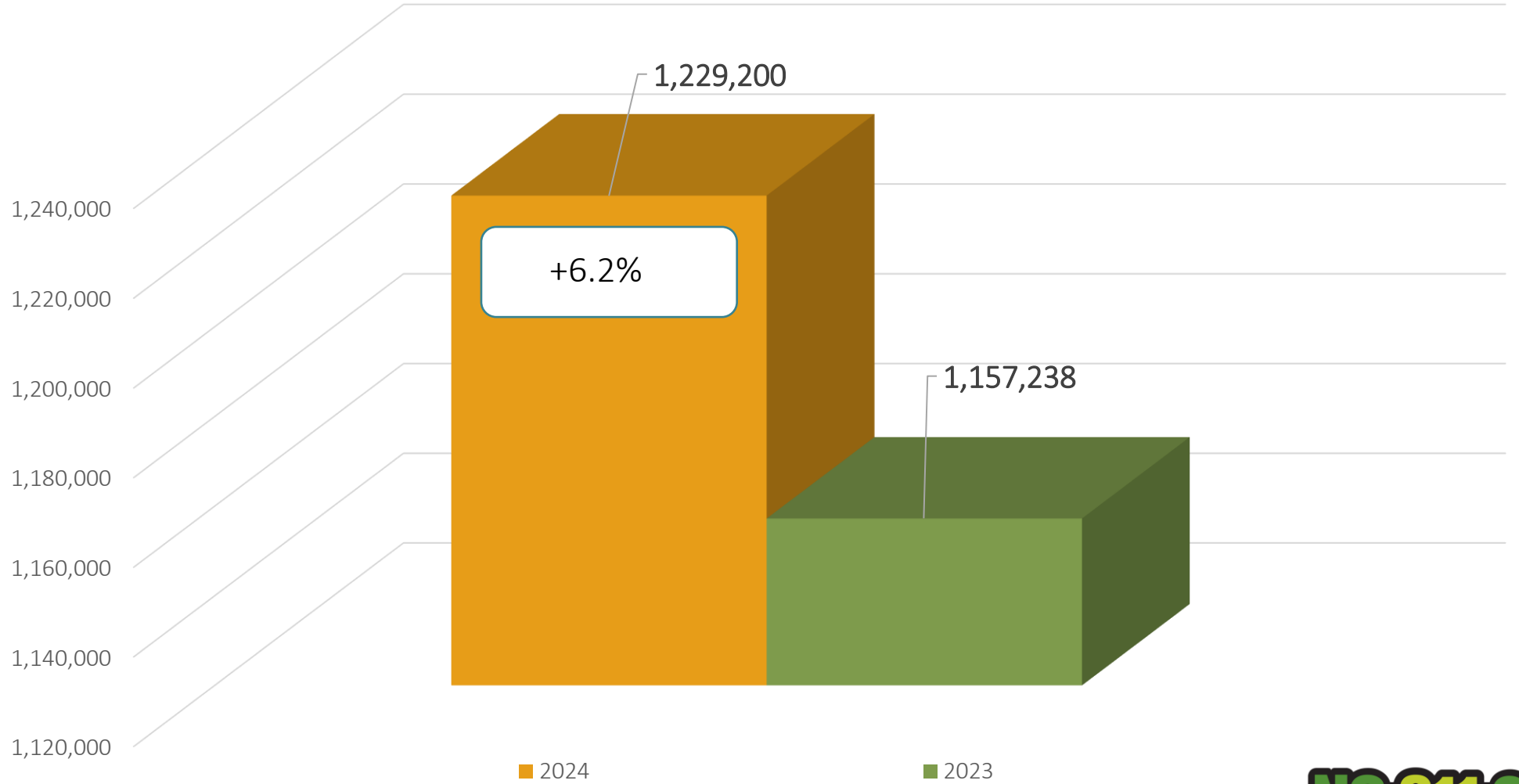



MTD February 2024 – 226,572 / 2023 – 209,813 = +8%
YTD 2024 – 453,175 / 2023 – 418,801 = +8.2 %
Updates for January 2024 – (68,983) = 30.44% of volume / January 32.6% = -2.16% (Decrease the month before)



Transmissions for NC

February 2024 vs 2023

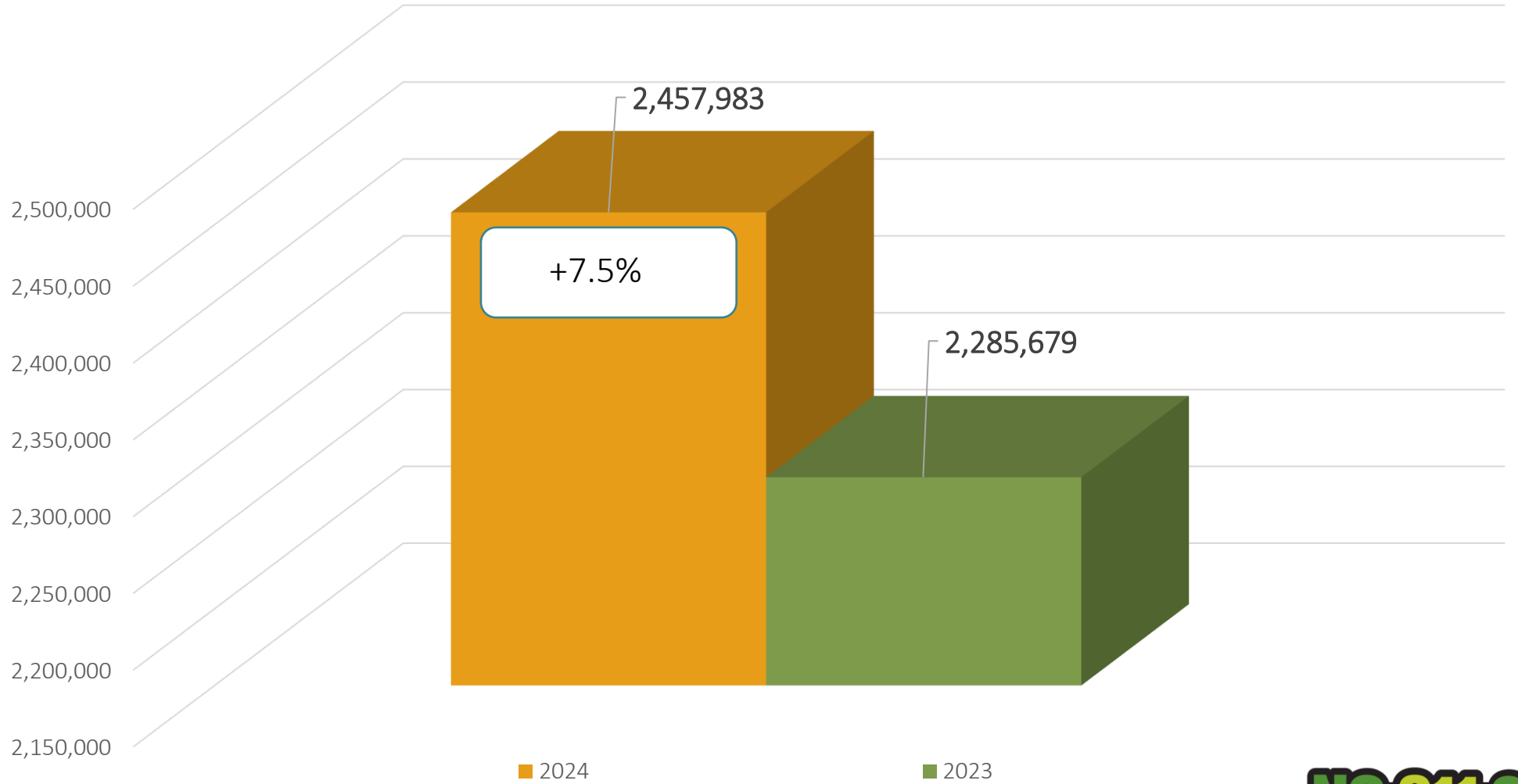



Transmissions MTD 2024– 1,229,200 / 2023 – 1,157,238= +6.2%
Transmissions YTD 2024– 2,457,983 / 2023 – 2,285,679= +7.5%



Transmissions for NC

YTD 2024



Transmissions MTD 2024– 1,229,200 / 2023 – 1,157,238= +6.2%
Transmissions YTD 2024– 2,457,983 / 2023 – 2,285,679= +7.5%



COUNTY TICKET VOLUME

2024 VS 2023



Wayne	3 HR	CNCL	NEW	RXMT	UPDT	TOTAL Tickets
2023	30	8	855	25	427	1345
2024	122	12	1116	19	360	1629
+/- Var	306.7%	50.0%	30.5%	-24.0%	-15.7%	21.1%
		Avg Locates per Day				74

COUNTY TICKET VOLUME

YTD VS PREVIOUS YEAR



Wayne	3 HR	CNCL	NEW	RXMT	UPDT	TOTAL Tickets
2023	94	13	1928	59	947	3041
2024	179	21	2089	38	691	3018
+/- Var	90.4%	61.5%	8.4%	-35.6%	-27.0%	-0.8%
		Avg Locates per Day				74

COUNTY TICKET DISTRIBUTION - FEBRUARY



County/Place	02 Feb
WAYNE	1629
BROGDEN	4
DUDLEY	111
EUREKA	7
FREMONT	45
GENOA	1
GOLDSBORO	1120
GRANTHAM	5
INDIAN SPRINGS	3
MAR MAC	5
MOUNT OLIVE	78
NAHUNTA	3
NEW HOPE	1
PATETOWN	1

PIKEVILLE	175
PINKNEY	3
PRICETOWN	2
ROSEWOOD	8
SANDY SPRINGS	1
SAULSTON	9
SEVEN SPRINGS	34
SEYMOUR JOHNSON AFB	6
STONEY CREEK	4
WALNUT CREEK	2
WATSON CROSSROADS	1

DAMAGES



DIRT Damage Information
Reporting Tool

Damages Reported for February



NC-Alamance	19
NC-Alexander	2
NC-Ashe	1
NC-Beaufort	2
NC-Brunswick	16
NC-Buncombe	7
NC-Burke	3
NC-Cabarrus	16
NC-Caldwell	4
NC-Carteret	7
NC-Catawba	29
NC-Chatham	13
NC-Cherokee	2
NC-Chowan	4
NC-Clay	5
NC-Cleveland	15
NC-Columbus	4
NC-Craven	17
NC-Cumberland	39
NC-Currituck	2
NC-Dare	14
NC-Davidson	12
NC-Davie	3
NC-Duplin	3
NC-Durham	85

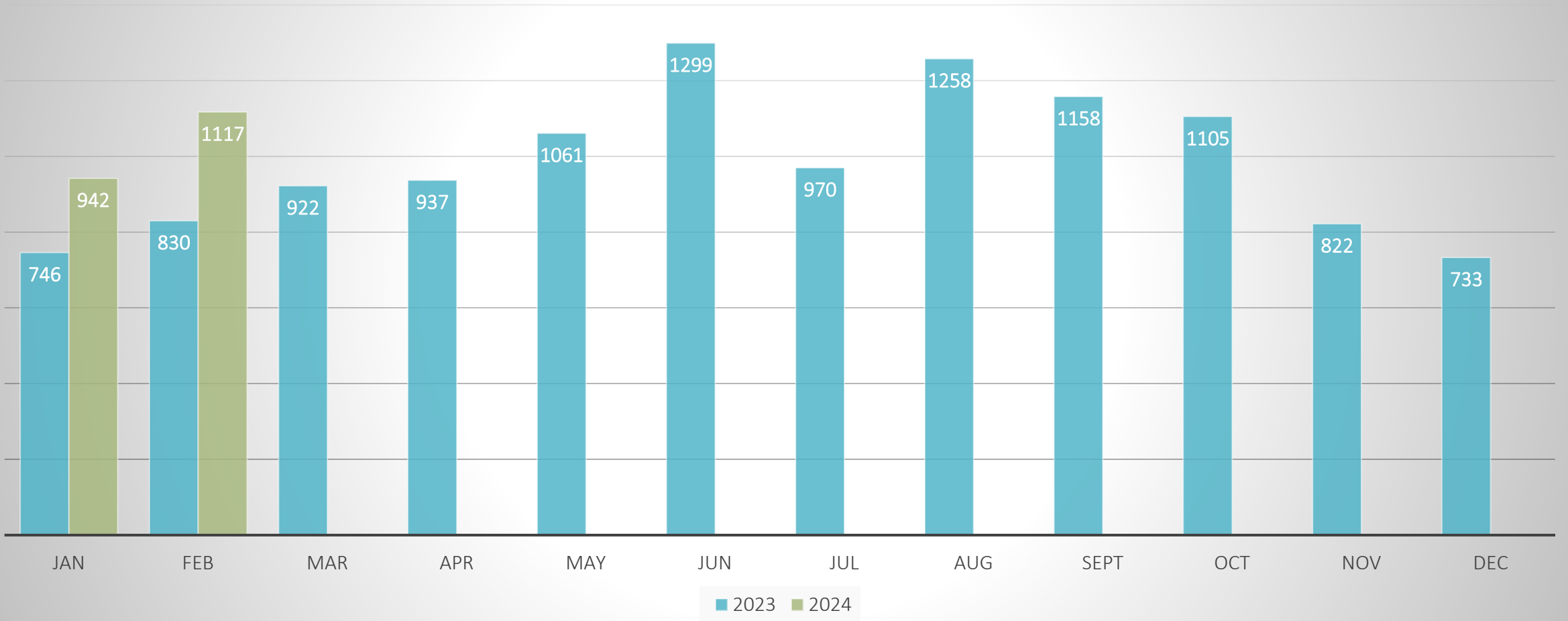
NC-Edgecombe	5
NC-Forsyth	41
NC-Franklin	1
NC-Gaston	29
NC-Gates	2
NC-Granville	3
NC-Guilford	52
NC-Halifax	1
NC-Harnett	19
NC-Haywood	3
NC-Henderson	9
NC-Hertford	3
NC-Hoke	3
NC-Iredell	19
NC-Jackson	3
NC-Johnston	36
NC-Jones	2
NC-Lee	4
NC-Lincoln	7
NC-Madison	1
NC-McDowell	4
NC-Mecklenburg	160
NC-Mitchell	1
NC-Montgomery	4
NC-Moore	22

NC-Nash	14
NC-New Hanover	20
NC-Northampton	1
NC-Onslow	21
NC-Orange	46
NC-Pasquotank	3
NC-Pender	9
NC-Perquimans	2
NC-Person	2
NC-Pitt	12
NC-Randolph	5
NC-Richmond	2
NC-Robeson	4
NC-Rockingham	6
NC-Rowan	13
NC-Rutherford	1
NC-Scotland	2
NC-Surry	2
NC-Union	29
NC-Vance	2
NC-Wake	152
NC-Wayne	6
NC-Wilkes	1
NC-Wilson	2
NC-Yadkin	2

Grand Total 1,117

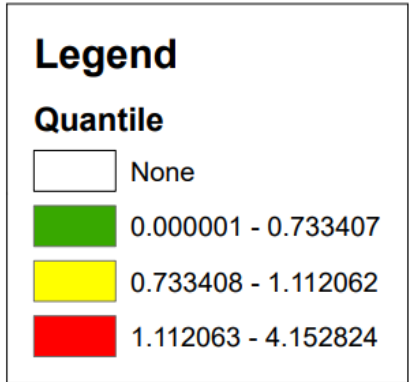
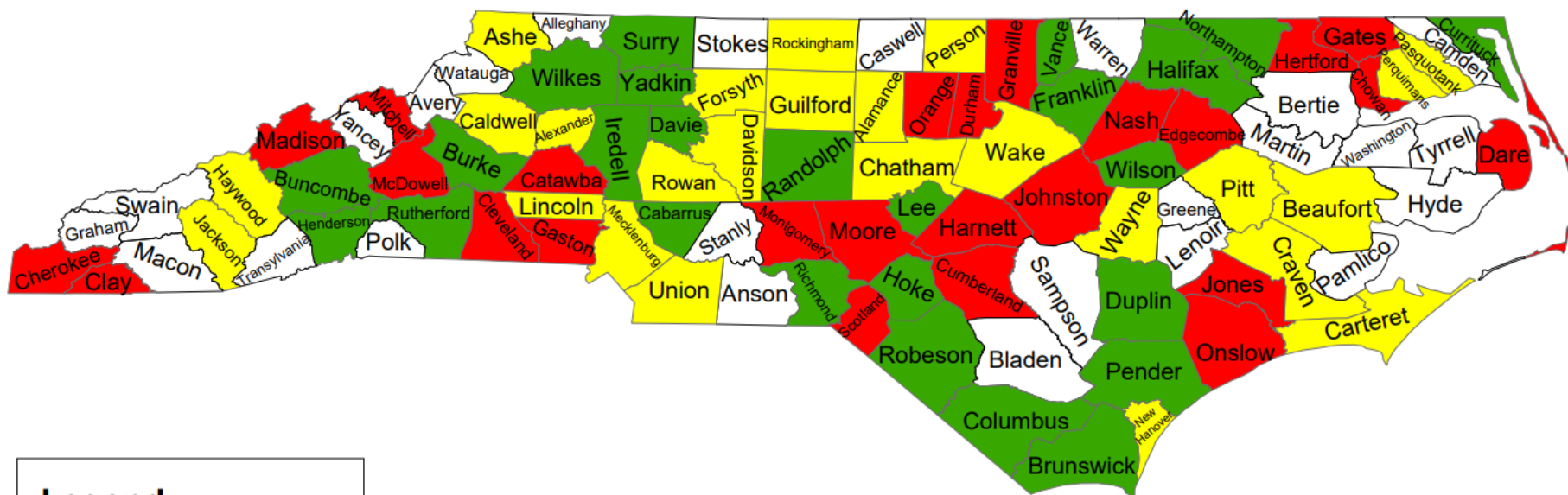


Damages in North Carolina 2024 vs 2023



Damages Per 1000 Transmissions

February 2024



Top 10 Callers for – Wayne



Rank	Name	Totals
1	MASTEC	253
2	MCC UTILITY CONSTRUCTION, LLC	164
3	KNIGHT BROADBAND, LLC	138
4	AT&T UTILITY OPERATIONS	82
5	SOUTH COAST RESOLUTIONS	71
6	F7 UNDERGROUND UTILITIES, INC	66
7	COX EDWARDS COMPANY	63
8	MID ATLANTIC CABLE SOLUTIONS	44
9	C&M PLUMBING	40
10	ANSCO & ASSOCIATES, LLC	32

EDUCATION TEAM



Ann Rushing
Education
Manager



Tami Groves
Southeast
Liaison



Howard Corey
Eastern Liaison



Tyler Ross
Western Liaison



**Parrish
Reddick**
Piedmont Liaison



Steven Moore
Media Relations
Specialist





Follow NCUCC on Facebook. There we will post meeting info, schedules, photos and videos and joint conference updates.

facebook.com/ncucc1

THANK YOU

A copy of this presentation is available at
www.ncucc.org

If this meeting was virtual or hybrid, a video is available on ncucc.org. Go to County UCC's.

The video will be listed under the month and year the meeting took place.