

Lower Cape Fear

UCC Sign-In Sheet

County: New Hanover Date: 4/16/2024

Name	Company	Email	Phone Number
Howard, Corey	NCCBI	Howard.en@nc911.org	336-317-5599
Randy Chales	NC DOT	rcharis1@ncdot.gov	910-398-9100
Michael L. Bass, Jr.	NC DOT	mlbass@ncdot.gov	910-398-9100
Kevin Warford	Mastec	Kevin.Warford@Mastec.com	910 530 5910
Obrian Sangster	City of Wilmington	Obrian.Sangster@wilmingtonnc.gov	910-530-0827
Gerald Hammond	City of Wilmington	jerry.hammond@wilmingtonnc.gov	910-341-5899
Adam Fahmy	Metronet	adam.fahmy@metronet.com	(831) 794-7682
ERIC WILLIAMS	METRONET	ERIC.WILLIAMS@metronet.com	410 739 7039
BlakcWatts	USIC	TONYWatts@usicllc.com	910-499-1442
Charlie D. Brown, III	AT&T	cb0405@att.com	910-200-1071
Bret Russell	City of Wilin	bret.russell@wilmingtonnc.gov	910-508-3569
ERIC LYON	Spectcom	eric.lyon@charter.com	252-808-5701
BOBBY MAYHEW	GOOGLE FIBER	bmayhew@google.com	718-813-9126
BRUCE SHELDON	COLLIERS ENGINEERING	bruce.sheldon@collierseng.com	252-732-6007
MIKE COCKRELL	COLLIERS ENGINEERING	Michael.cockrell@collierseng.com	252-241-9414
Dave Harkness	Colliers Engineering	dave.harkness@collierseng.com	910-409-7925
Delton Perry	USIC	deltonperry@usicllc.com	910-788-4060
Michael Hayes	USIC	michaelhayes@usicllc.com	910-449-5126
Bob MAZZEO	CFPUA	Robert.mazzeo@cfpua.org	910-332-6446
Kathy Willis	CFPUA	KATHERINE.WILLIS@CFPUA.ORG	910-332-6420
Michael Sealey	PNG	Michael.Sealey@Duke-Energy.com	910-580-0530

**APRIL IS
811 MONTH**

NC811
MONTHLY
UPDATE
APRIL 2024



**Everyone
goes home
safe with 811.**

NC 811.ORG

LOWER CAPE FEAR

**PRESENTED BY
HOWARD COREY**



APRIL IS 811 MONTH

SAFE DIGGING MONTH



Help us share the safe digging message with everyone by downloading our safe digging toolkit. It has social media graphics, videos and more.

<https://nc811.org/national-safe-digging-month/>

NEW 811 BANNERS FOR 2024

Pick one up at your local UCC



41st Annual Joint NC/SC Utilities



<https://sc811.com/scucc/#tab-36096>

Dates: Tuesday, April 30th, 2024 –
Friday, May 3, 2024.

Location: The conference will be
held in beautiful Charleston, SC.

Registration: Attendee - \$250
Guest/Spouse - \$150



IMPORTANT DATES



BOARD

Friday, April 19th
8:00 am

Chetola Resort
Blowing Rock, NC

contact
Stephanie Brown for
details.
stephanie@nc811.org

NCUDPRB

Tuesday, April 23
10 am

NC811 Events Center,
Greensboro

Visit <https://udprb.nc.gov>
for location info

NCLRPC

Wednesday, May 15th
11 am

NC811 Events Center,
Greensboro

Visit <https://ncucc.org>
for meeting link

STATE UCC

Tuesday, July 9th
10 am

4100 W Tyvola Rd,
Charlotte, NC

Hybrid meeting.
See ncucc calendar for
a link





Locators bear the responsibility of creating guidance for safe excavation. Accurate marks are the first line of defense against utility damages and avoidable excavation injuries.



Locator Safety & Appreciation Week

April 22-28, 2024

Locator Safety & Appreciation Week celebrates the essential and too often underappreciated work of utility locate technicians. Their accurate marks give confidence to everyone working around utilities.



[https://www.excavationsafet
yalliance.com/lisaw-home](https://www.excavationsafet
yalliance.com/lisaw-home)



CALENDAR

NC811 & NCUCC event calendars can be found on nc811.org or the nc811 app

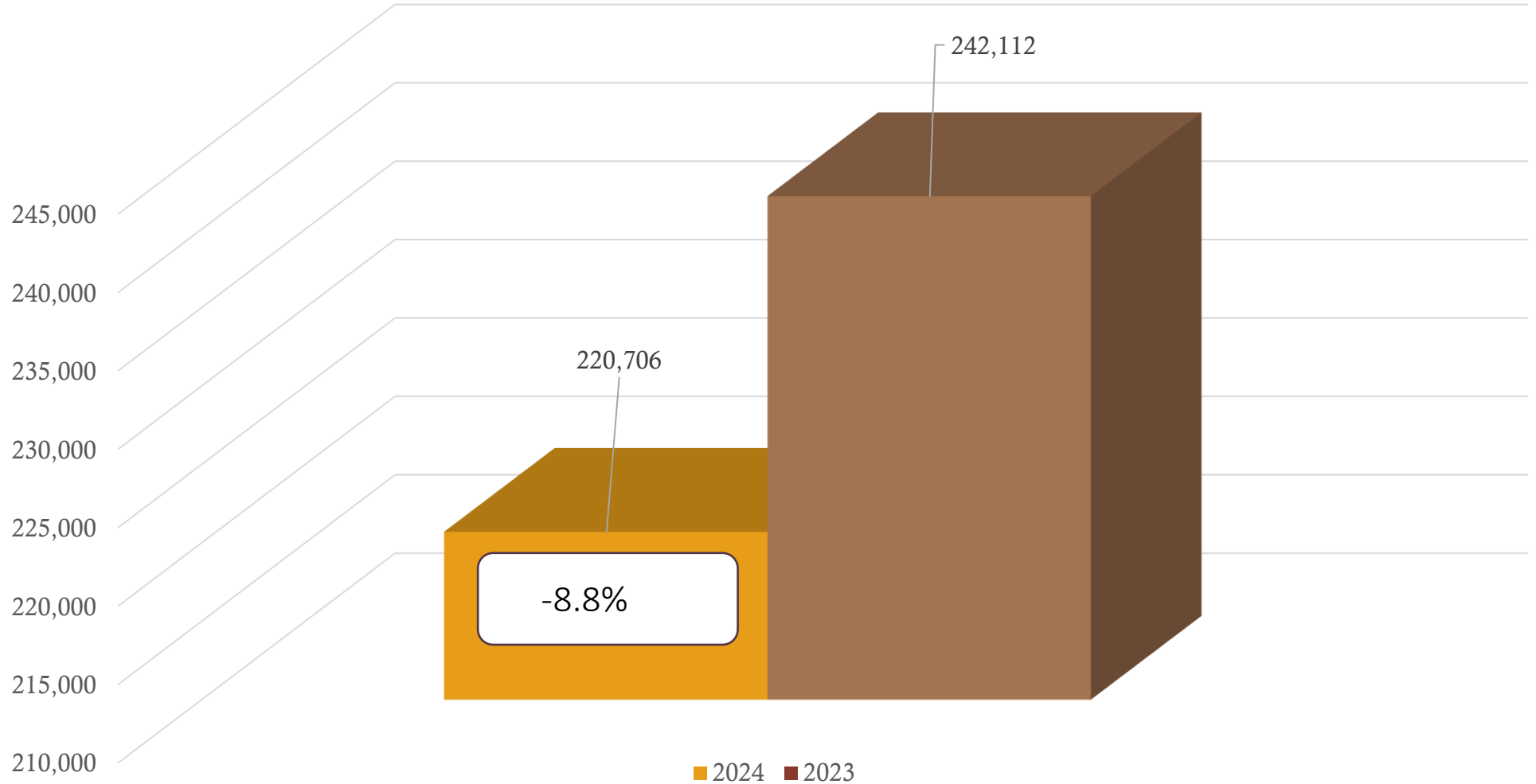


DATA INSIGHTS

Locate Request, Transmissions,
County ticket volume and
distribution

Locate Requests for NC

March 2024 vs 2023



MTD March 2024 – 220,706 / 2023 – 242,112 = (-8.8%)

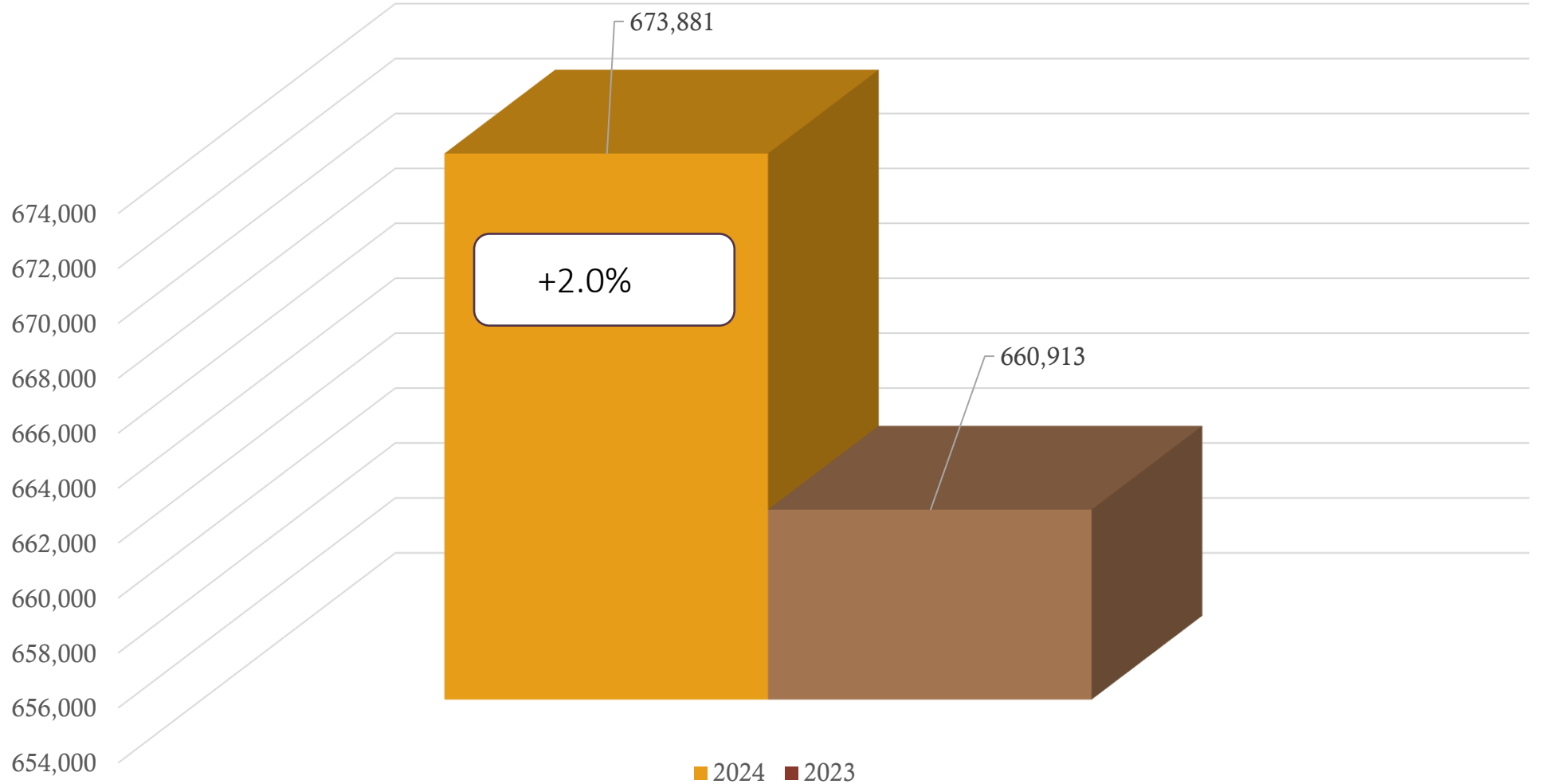
YTD 2024 – 673,881 / 2023 – 660,913 = +2.0 %

Updates for March 2024 – (67,301) = 30.5% of volume / February 30.4% = -.1% (Decrease the month before)



Locate Requests for NC

YTD 2024



MTD March 2024 – 220,706 / 2023 – 242,112 = (-8.8%)

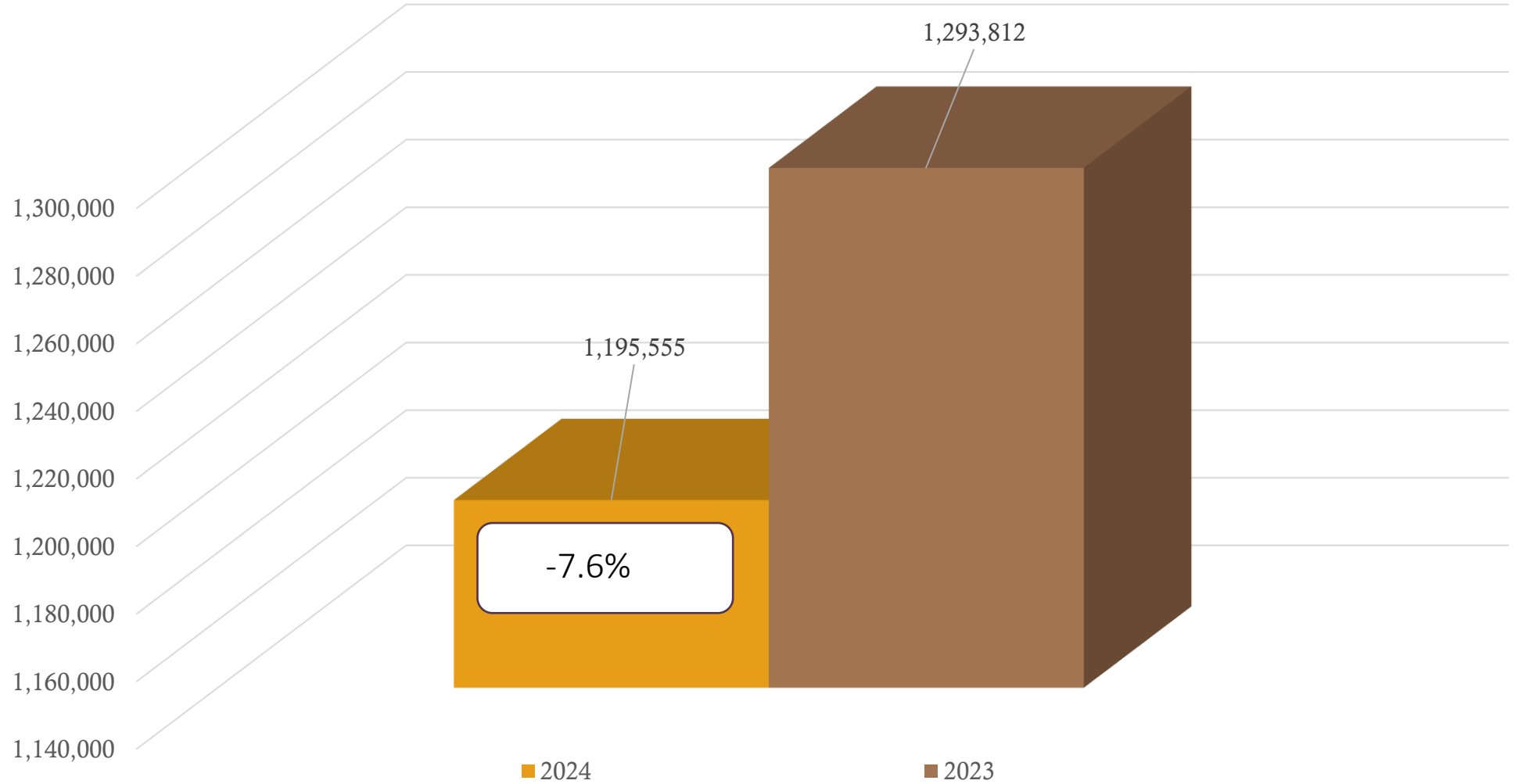
YTD 2024 – 673,881 / 2023 – 660,913 = +2.0 %

Updates for March 2024 – (67,301) = 30.5% of volume / February 30.4% = -.1% (Decrease the month before)



Transmissions for NC

March 2024 vs 2023

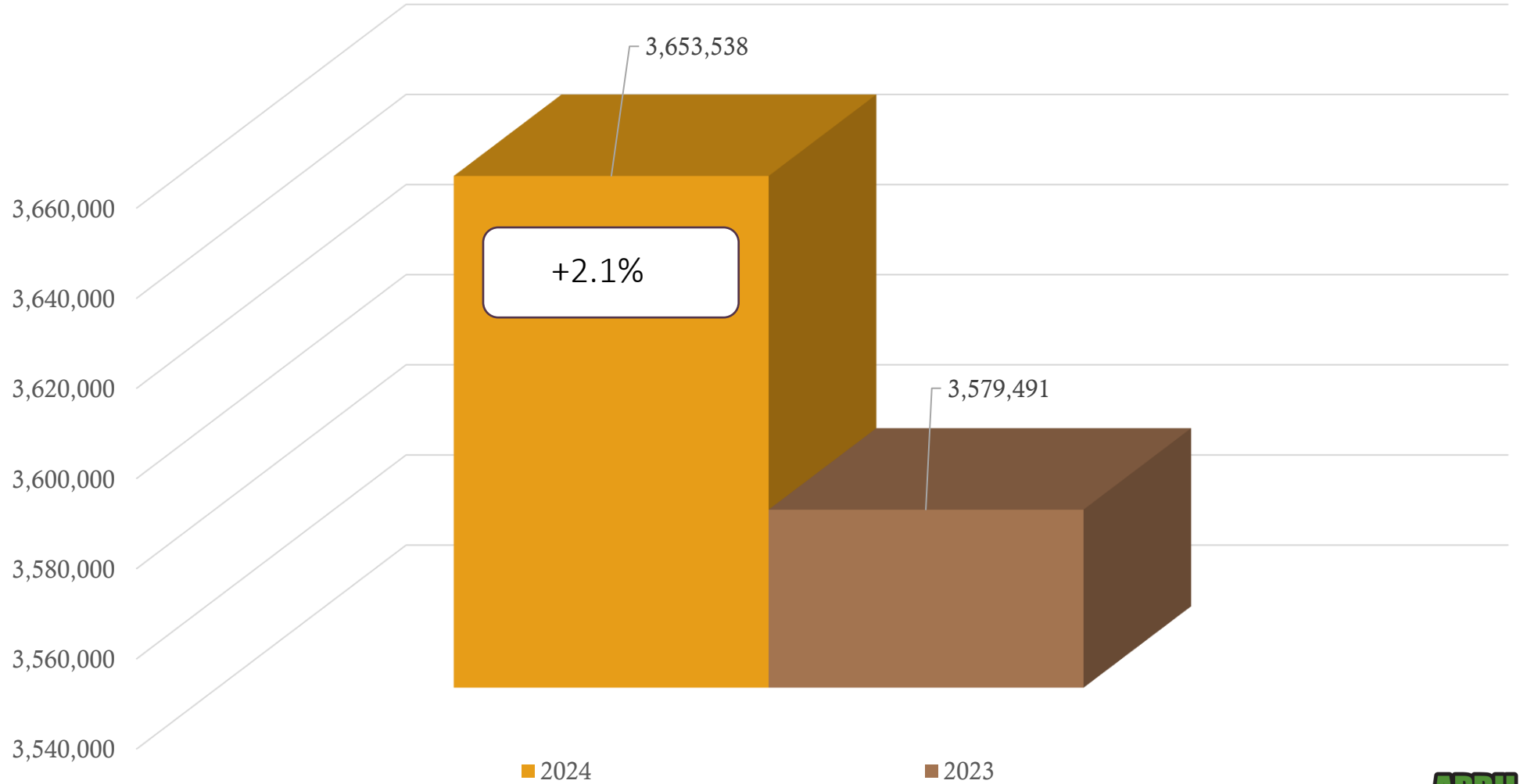



Transmissions MTD 2024– 1,195,555 / 2023 – 1,293,812= (-7.6%)
Transmissions YTD 2024– 3,653,538 / 2023 – 3,579,491= +2.1%



Transmissions for NC

YTD 2024



Transmissions MTD 2024– 1,195,555 / 2023 – 1,293,812 = (-7.6%)
Transmissions YTD 2024– 3,653,538 / 2023 – 3,579,491= +2.1%



COUNTY TICKET VOLUME

2024 VS 2023



New Hanover	3 HR	CNCL	NEW	RXMT	UPDT	TOTAL Tickets
2023	276	55	3060	129	1973	5493
2024	154	25	2599	62	1279	4119
+/- Var	-44.2%	-54.5%	-15.1%	-51.9%	-35.2%	-25.0%
		Avg Locates per Day				196

COUNTY TICKET VOLUME

2024 VS 2023



Brunswick	3 HR	CNCL	NEW	RXMT	UPDT	TOTAL Tickets
2023	184	46	4017	111	1909	6267
2024	99	31	3496	60	1501	5187
+/- Var	-46.2%	-32.6%	-13.0%	-45.9%	-21.4%	-17.2%
		Avg Locates per Day				247

COUNTY TICKET VOLUME

2024 VS 2023



Pender	3 HR	CNCL	NEW	RXMT	UPDT	TOTAL Tickets
2023	41	12	1007	57	718	1835
2024	41	15	1360	77	1315	2808
+/- Var	0.0%	25.0%	35.1%	35.1%	83.1%	53.0%
		Avg Locates per Day				134

COUNTY TICKET VOLUME

YTD VS PREVIOUS YEAR



New Hanover	3 HR	CNCL	NEW	RXMT	UPDT	TOTAL Tickets
2023	929	162	8434	405	5029	14959
2024	404	87	7901	227	3573	12192
+/- Var	-56.5%	-46.3%	-6.3%	-44.0%	-29.0%	-18.5%
		Avg Locates per Day				197

COUNTY TICKET VOLUME

YTD VS PREVIOUS YEAR



Brunswick	3 HR	CNCL	NEW	RXMT	UPDT	TOTAL Tickets
2023	442	109	10937	253	4229	15970
2024	361	122	10868	171	4439	15961
+/- Var	-18.3%	11.9%	-0.6%	-32.4%	5.0%	-0.1%
		Avg Locates per Day				257

COUNTY TICKET VOLUME

YTD VS PREVIOUS YEAR



Pender	3 HR	CNCL	NEW	RXMT	UPDT	TOTAL Tickets
2023	156	35	2891	183	2394	5659
2024	132	49	3877	175	4116	8349
+/- Var	-15.4%	40.0%	34.1%	-4.4%	71.9%	47.5%
		Avg Locates per Day				135

COUNTY TICKET DISTRIBUTION - MARCH



County/Place	03 Mar
NEW HANOVER	4119
BAYSHORE	11
CAROLINA BEACH	171
CASTLE HAYNE	299
HIGHTSVILLE	3
KINGS GRANT	14
KIRKLAND	25
KURE BEACH	41
MASONBORO	26
MURRAYSVILLE	30
MYRTLE GROVE	16
MYRTLE GROVE JUNCTIO	5
OGDEN	18
SEA BREEZE	3

SEAGATE	2
SILVER LAKE	14
SKIPPERS CORNER	2
WILMINGTON	3361
WILMINGTON BEACH	1
WINDEMERE	2
WRIGHTSBORO	28
WRIGHTSVILLE	4
WRIGHTSVILLE BEACH	43

COUNTY TICKET DISTRIBUTION - MARCH



County/Place	03 Mar
BRUNSWICK	5187
ASH	123
BALD HEAD ISLAND	18
BELVILLE	25
BOILING SPRING LAKES	56
BOLIVIA	456
BRUNSWICK STATION	3
CALABASH	478
CAROLINA SHORES	148
CASWELL BEACH	9
GRISSETTOWN	2
HOLDEN BEACH	101
LELAND	1109
LONGWOOD	6
MILL CREEK	1
NAVASSA	38

NORTHWEST	25
OAK ISLAND	327
OCEAN ISLE BEACH	243
SAINT JAMES	82
SEA TRAIL PLANTATION	1
SEASIDE	4
SHALLOTTE	398
SOUTHPORT	834
SUNSET BEACH	183
SUNSET HARBOR	6
SUPPLY	367
TOWN CREEK	6
VARNAMTOWN	6
WINNABOW	132

COUNTY TICKET DISTRIBUTION - MARCH



County/Place	03 Mar
PENDER	2808
ATKINSON	26
BURGAW	726
CURRIE	52
HAMPSTEAD	842
KINGS LANDING	1
MAPLE HILL	49
PENDERLEA	1
ROCKY POINT	178
SAINT HELENA	3
SCOTTS HILL	36
SLOOP POINT	1

SURF CITY	186
TOPSAIL	74
TOPSAIL BEACH	282
WALKERS STORE	1
WALLACE	251
WATHA	12
WILLARD	87

DAMAGES



Damages Reported for March

NC-Alamance	9
NC-Alexander	3
NC-Anson	2
NC-Beaufort	1
NC-Bladen	2
NC-Brunswick	15
NC-Buncombe	12
NC-Burke	5
NC-Cabarrus	19
NC-Caldwell	3
NC-Carteret	3
NC-Catawba	21
NC-Chatham	20
NC-Chowan	1
NC-Cleveland	12
NC-Columbus	2
NC-Craven	16
NC-Cumberland	31
NC-Currituck	2
NC-Dare	4
NC-Davidson	7
NC-Davie	6

NC-Duplin	3
NC-Durham	89
NC-Edgecombe	4
NC-Forsyth	23
NC-Franklin	7
NC-Gaston	27
NC-Graham	1
NC-Granville	2
NC-Guilford	26
NC-Halifax	2
NC-Harnett	20
NC-Haywood	1
NC-Henderson	6
NC-Hoke	3
NC-Iredell	28
NC-Jackson	2
NC-Johnston	23
NC-Lee	6
NC-Lenoir	1
NC-Lincoln	6
NC-Macon	2
NC-Madison	1
NC-Martin	1
NC-McDowell	2
NC-Mecklenburg	143

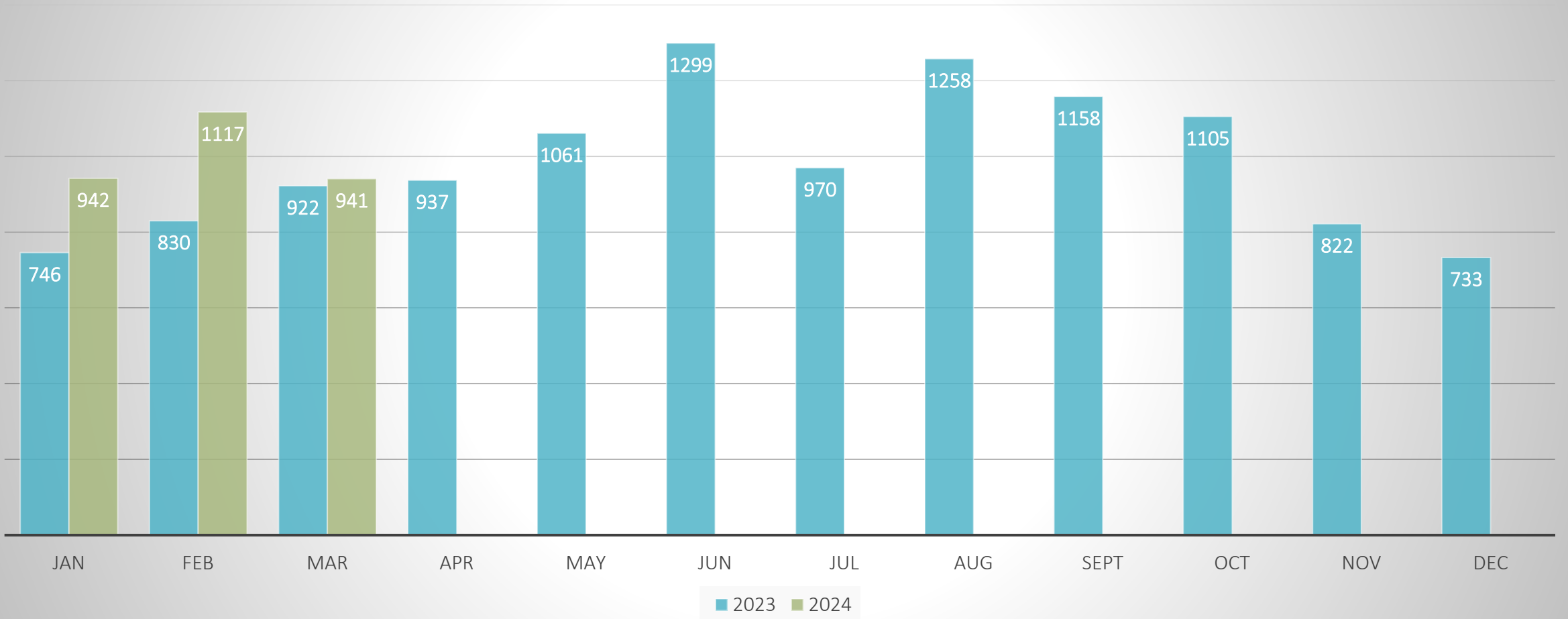
NC-Moore	11
NC-Nash	12
NC-New Hanover	16
NC-Northampton	1
NC-Onslow	11
NC-Orange	18
NC-Pamlico	1
NC-Pasquotank	2
NC-Pender	7
NC-Perquimans	1
NC-Person	1
NC-Pitt	16
NC-Polk	3
NC-Randolph	4
NC-Richmond	3
NC-Robeson	4
NC-Rockingham	7
NC-Rowan	8
NC-Rutherford	2
NC-Sampson	1
NC-Scotland	1
NC-Stanly	4
NC-Stokes	2
NC-Surry	7
NC-Transylvania	2

NC-Union	24
NC-Vance	1
NC-Wake	136
NC-Warren	1
NC-Wayne	5
NC-Wilkes	1
NC-Wilson	3

Grand Total 941



Damages in North Carolina 2024 vs 2023



Top 10 Callers for – New Hanover



Rank	Name	Totals
1	MASTEC	1053
2	AT&T UTILITY OPERATIONS	205
3	SOUTHEASTERN CABLE CONTRACTORS	184
4	SOUTHEAST CONNECTIONS, LLC	148
5	ADVANCED BORING	146
6	HONEYCUTT CONSTRUCTION SERVICES	81
7	THOMSON CORDER & CO	67
8	ANSCO & ASSOCIATES, LLC	66
9	CAPE FEAR PUBLIC UTILITY AUTHORITY	55
10	HEATH GRADING AND UTILITY, INC	53

Top 15 Callers for - Brunswick



Rank	Name	Totals
1	FOCUS BROADBAND	469
2	QUANTA SERVICES	290
3	SOUTHEASTERN CABLE CONTRACTORS	247
4	QUANTA SERVICES	218
5	STATE UTILITY CONTRACTORS	213
6	MASTEC	191
7	ATMC	181
8	PIEDMONT UTILITY GROUP, LLC	172
9	HONEYCUTT CONSTRUCTION SERVICES	147
10	CARMICHAEL CONSTRUCTION COMPANY, INC	133
11	SOUTHEAST CONNECTIONS, LLC	126
12	DMR ELECTRIC	102
13	BRUNSWICK COUNTY PUBLIC UTILITIES	94
14	INFRASTRUCTURE UTILITY MANAGEMENT	79
15	THOMSON CORDER & CO	75

Top 10 Callers for - Pender



Rank	Name	Totals
1	PIEDMONT UTILITY GROUP, LLC	706
2	DEN UNDERGROUND	285
3	MASTEC	229
4	SOUTHEASTERN CABLE CONTRACTORS	108
5	SOUTHEAST CONNECTIONS, LLC	76
6	ATMC	70
7	FOCUS BROADBAND	68
8	AT&T UTILITY OPERATIONS	61
9	CONTI ENTERPRISES	58
10	MILAM PLUMBING, INC	55

Dare to Dig!

for your chance to win

During National Safe Digging Month this April

Visit nc811.org to enter. Contest ends April 30th, 2024

APRIL IS
811 MONTH

\$300



[April is National Safe Digging Month](https://nc811.org) and it's almost time to get digging!! Entering the contest only takes a few minutes and you could win \$300 just by digging a few virtual holes.

<https://nc811.org/dare-to-dig/>



Follow NCUCC on Facebook.
There we will post meeting info,
schedules, photos and videos and
joint conference updates.

facebook.com/ncucc1

THANK YOU

A copy of this presentation is available at
www.ncucc.org

If this meeting was virtual or hybrid, a video is available on ncucc.org. Go to County UCC's.

The video will be listed under the month and year the meeting took place.