

NC811
MONTHLY
UPDATE
MAY 2024



LOWER CAPE FEAR

UPCOMING MEETINGS

- **Locate Resolution Partnership Committee**

Wednesday, May 15 from 11 to 1

NC811 Events Center, Greensboro

<https://ncucc.org/locate-resolution-partnership-committee/>

- **Underground Damage Prevention Review Board**

Wednesday, July 10 from 10 to 4

NC811 Events Center, Greensboro

<https://udprb.nc.gov/Reporting-a-Violation>



UGDPRB – OVERVIEW OF 4/23/2024 CASES




UNDERGROUND
DAMAGE PREVENTION
REVIEW BOARD



32 Cases on Agenda



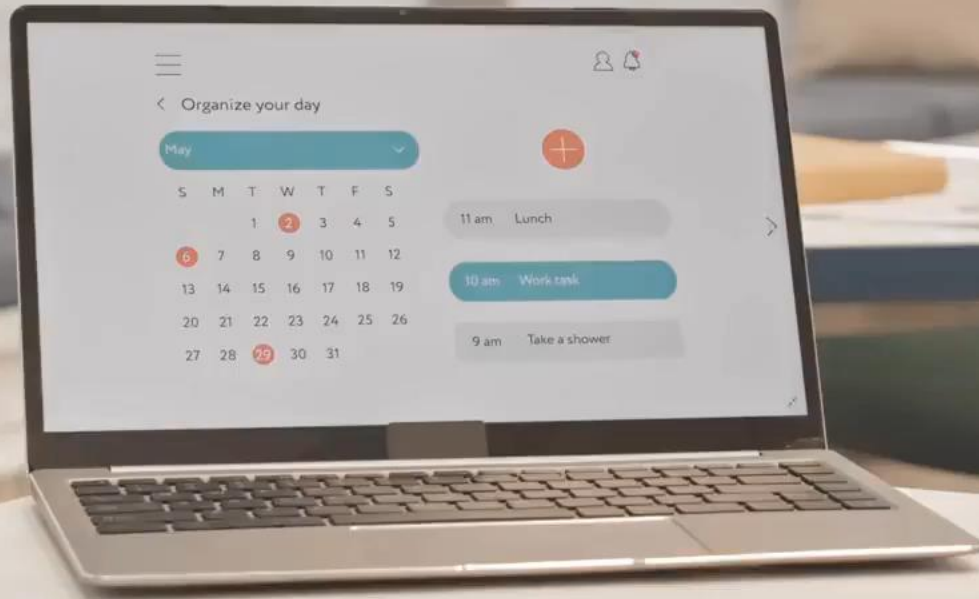
13 – Issued Pipes Plus
Training



\$34,500 issued in fines

CALENDAR

NC811 & NCUCC event calendars can be found on nc811.org or the nc811 app



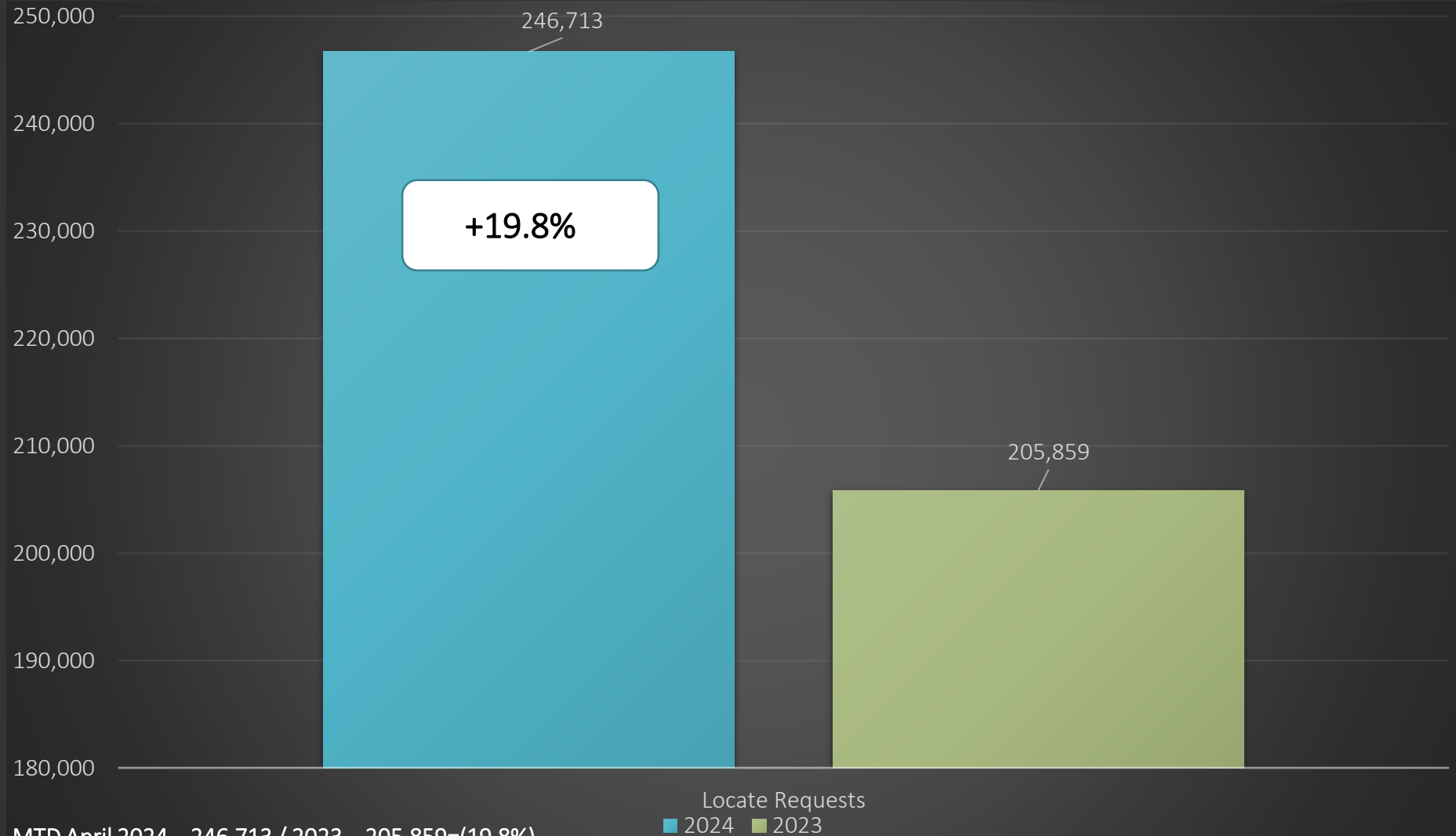


DATA INSIGHTS

Locate Request,
Transmissions,
County ticket
volume
and distribution



Locate Requests for NC - April 2024 vs 2023



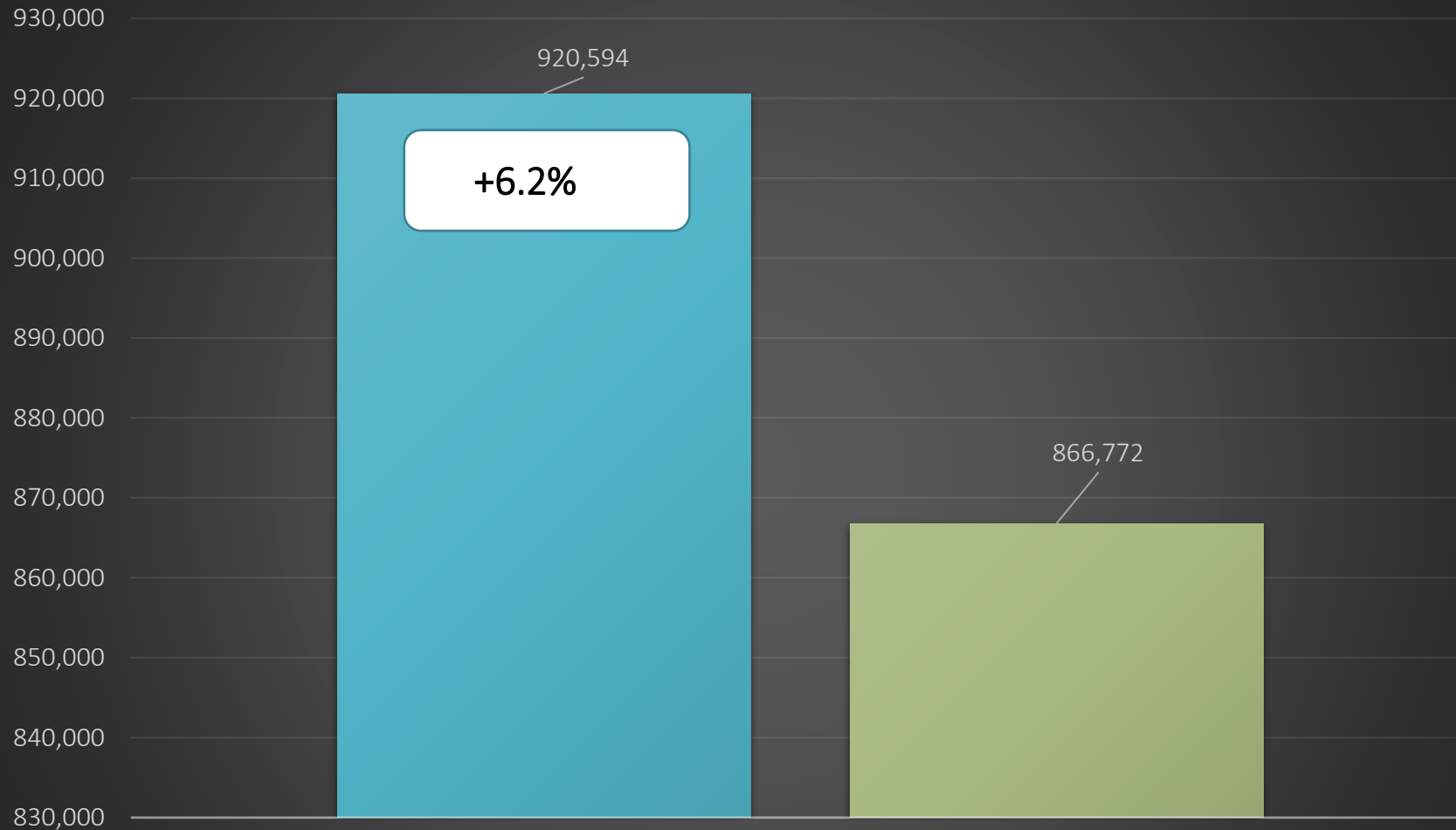
MTD April 2024 – 246,713 / 2023 – 205,859=(19.8%)

YTD 2024 – 920,594/ 2023 – 866,772 = +6.2 %

Updates for March 2024 – (76,526) = 31% of volume / February 30.5% = -.5% (Increase the month before)

Locate Requests
■ 2024 ■ 2023

Locate Requests for NC - YTD



MTD April 2024 – 246,713 / 2023 – 205,59=(19.8%)

YTD 2024 – 920,594/ 2023 – 866,772 = +6.2 %

Updates for March 2024 – (76,526) = 31% of volume /
February 30.5% = -.5% (Increase the month before)

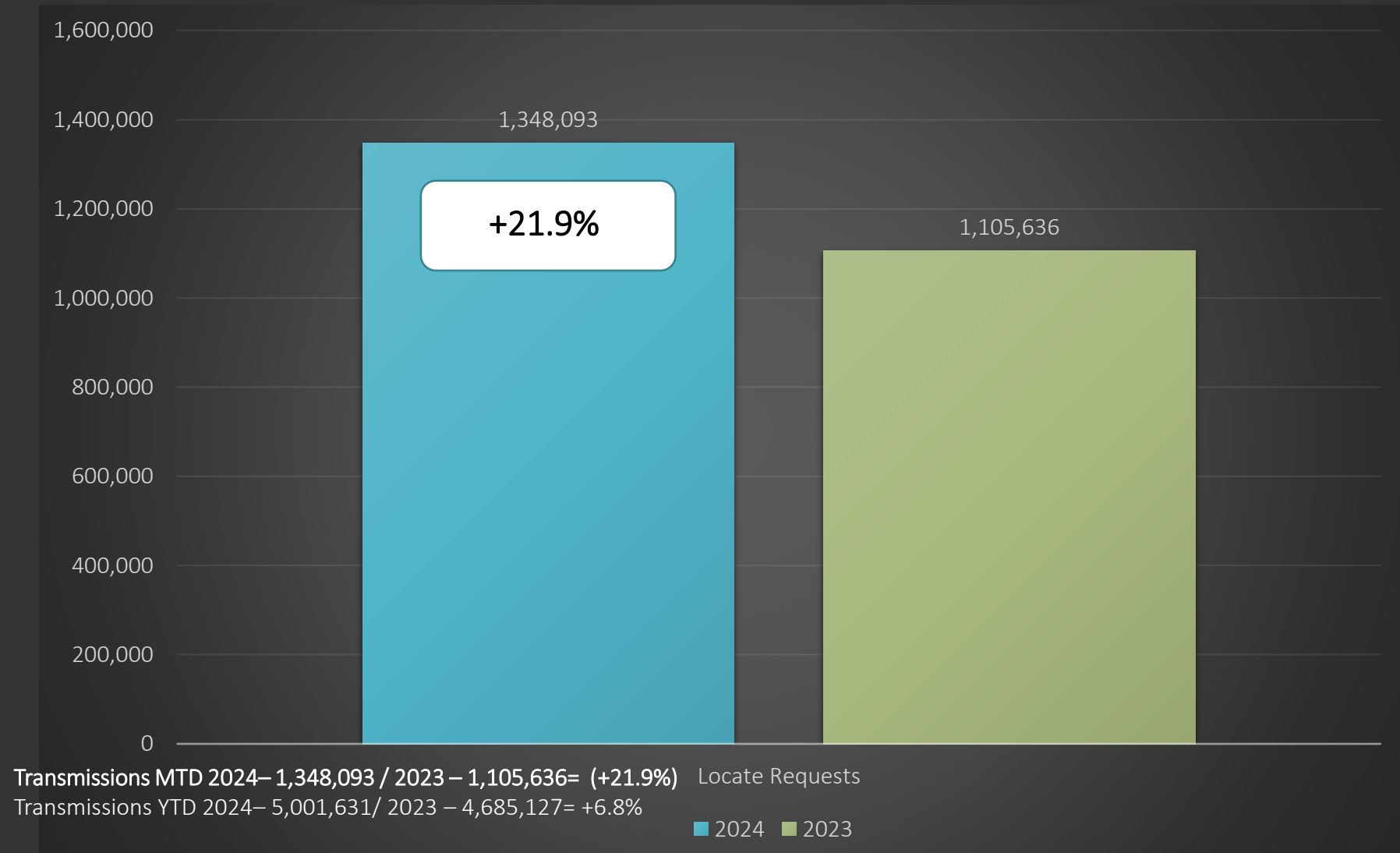
Locate Requests

■ 2024 ■ 2023

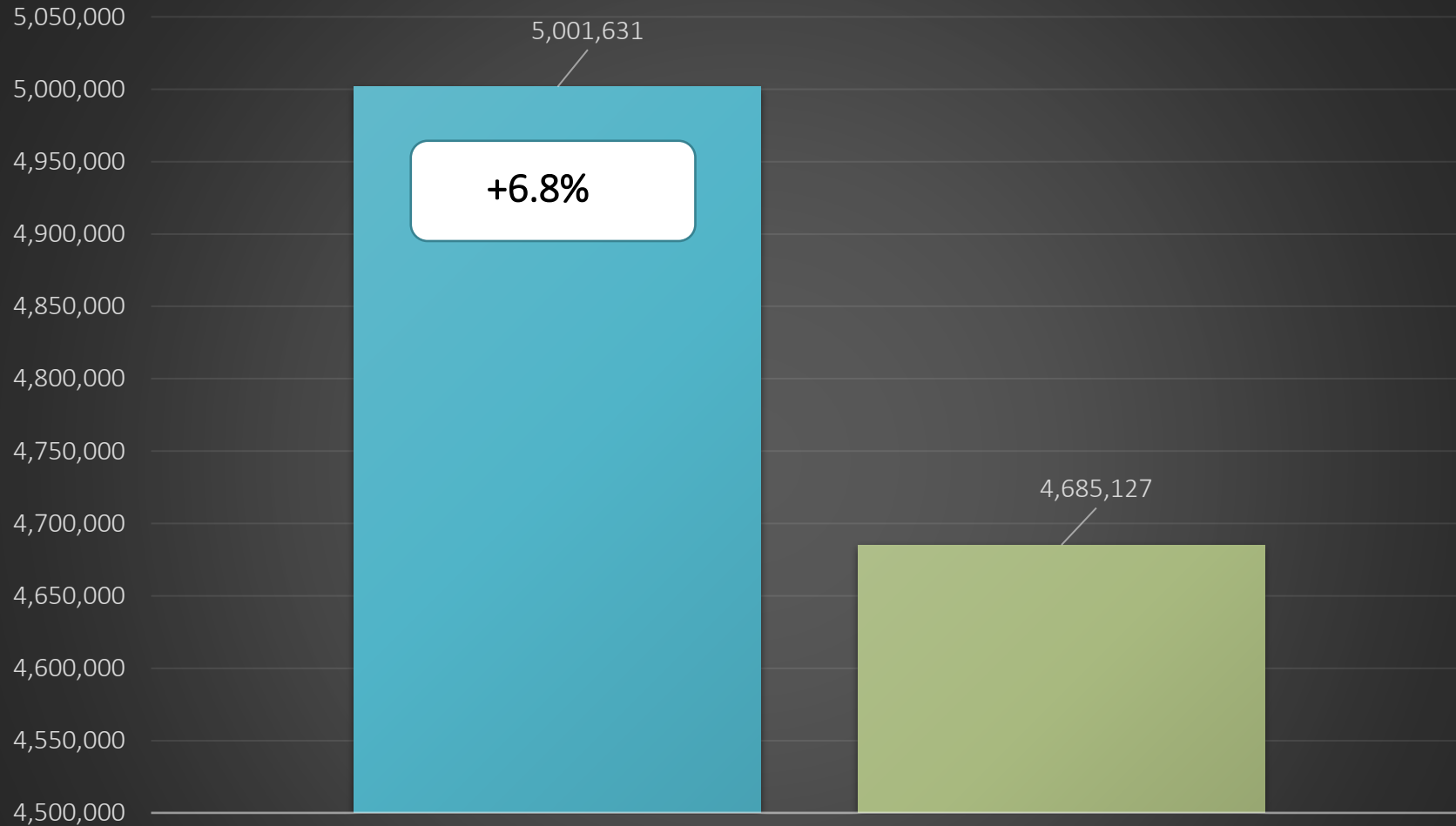




Transmissions for NC - April 24 vs 23



Transmissions for NC - YTD 2024



Transmissions MTD 2024– 1,348,093 / 2023 – 1,105,636= (+21.9%)

Transmissions YTD 2024– 5,001,631/ 2023 – 4,685,127= +6.8%

Loacte Requests
■ 2024 ■ 2023



COUNTY TICKET

2024 VS 2023

New Hanover	3 HR	CNCL	NEW	RXMT	UPDT	TOTAL Tickets
2023	174	33	2612	80	1561	4460
2024	144	26	2687	77	1328	4262
+/- Var	-17.2%	-21.2%	2.9%	-3.8%	-14.9%	-4.4%
		Avg Locates per Day				213

COUNTY TICKET

2024 VS 2023

Brunswick	3 HR	CNCL	NEW	RXMT	UPDT	TOTAL Tickets
2023	98	72	3554	75	1587	5386
2024	182	35	4238	202	1724	6381
+/- Var	85.7%	-51.4%	19.2%	169.3%	8.6%	18.5%
		Avg Locates per Day				319

COUNTY TICKET

2024 VS 2023

Pender	3 HR	CNCL	NEW	RXMT	UPDT	TOTAL Tickets
2023	50	28	1171	22	824	2095
2024	25	12	1271	31	1376	2715
+/- Var	-50.0%	-57.1%	8.5%	40.9%	67.0%	29.6%
		Avg Locates per Day				136

COUNTY TICKET

YTD VS PREVIOUS YEAR

New Hanover	3 HR	CNCL	NEW	RXMT	UPDT	TOTAL Tickets
2023	1103	195	11046	485	6590	19419
2024	548	113	10588	304	4901	16454
+/- Var	-50.3%	-42.1%	-4.1%	-37.3%	-25.6%	-15.3%
		Avg Locates per Day				201

COUNTY TICKET

YTD VS PREVIOUS YEAR

Brunswick	3 HR	CNCL	NEW	RXMT	UPDT	TOTAL Tickets
2023	540	181	14491	328	5816	21356
2024	543	157	15106	373	6163	22342
+/- Var	0.6%	-13.3%	4.2%	13.7%	6.0%	4.6%
		Avg Locates per Day				272

COUNTY TICKET

YTD VS PREVIOUS YEAR

Pender	3 HR	CNCL	NEW	RXMT	UPDT	TOTAL Tickets
2023	206	63	4062	205	3218	7754
2024	157	61	5148	206	5492	11064
+/- Var	-23.8%	-3.2%	26.7%	0.5%	70.7%	42.7%
		Avg Locates per Day				135

COUNTY TICKET DISTRIBUTION - APRIL

County/Place	04 Apr
NEW HANOVER	4262
AIRLIE	1
BAYSHORE	6
CAROLINA BEACH	191
CASTLE HAYNE	283
HIGHTSVILLE	3
KINGS GRANT	12
KIRKLAND	20
KURE BEACH	62
MASONBORO	23
MURRAYSVILLE	42
MYRTLE GROVE	18
MYRTLE GROVE JUNCTIO	7
MYRTLE SOUND	2
OGDEN	22

SEA BREEZE	1
SEAGATE	4
SILVER LAKE	10
SKIPPERS CORNER	5
SMITH CREEK	1
WILMINGTON	3458
WINDEMERE	2
WRIGHTSBORO	32
WRIGHTSVILLE	1
WRIGHTSVILLE BEACH	56

COUNTY TICKET DISTRIBUTION - APRIL

County/Place	04 Apr
BRUNSWICK	6381
ASH	59
BALD HEAD ISLAND	33
BELVILLE	40
BOILING SPRING LAKES	66
BOLIVIA	503
BRICK LANDING	1
BRUNSWICK STATION	3
CALABASH	851
CAROLINA SHORES	107
CASWELL BEACH	9
GRISSETTOWN	5
HOLDEN BEACH	62
LELAND	1684
LITTLE PRONG	1
LONGWOOD	11

NAVASSA	43
NORTHWEST	17
OAK GROVE	1
OAK ISLAND	357
OCEAN ISLE BEACH	224
SAINT JAMES	89
SEASIDE	1
SHALLOTTE	422
SOUTHPORT	978
SUNSET BEACH	205
SUPPLY	314
TOWN CREEK	11
VARNAMTOWN	6
WINNABOW	277
YAUPON BEACH	1

COUNTY TICKET DISTRIBUTION - APRIL

County/Place	04 Apr
PENDER	2715
ATKINSON	23
BURGAW	728
CURRIE	71
HAMPSTEAD	834
MAPLE HILL	10
ROCKY POINT	204
SAINT HELENA	3
SCOTTS HILL	35
SURF CITY	191
TOPSAIL	55
TOPSAIL BEACH	298
WALLACE	144
WATHA	21
WILLARD	98

DAMAGES

DIRT Damage Information
Reporting Tool



April Damages

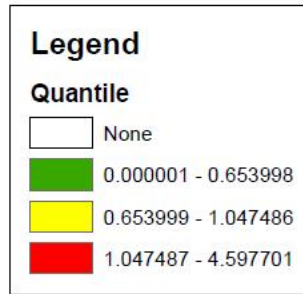
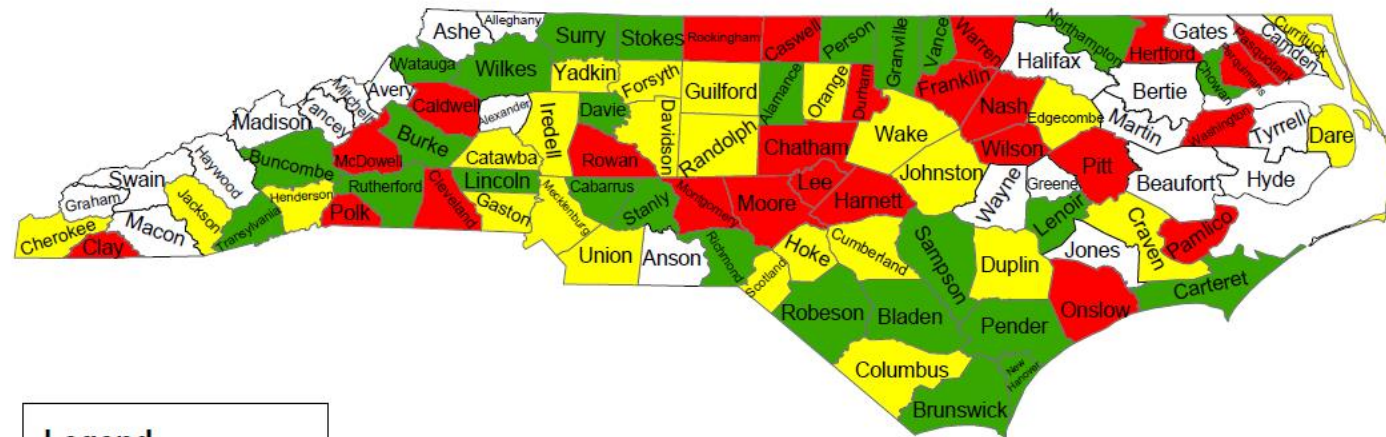
NC-Alamance	9
NC-Bladen	1
NC-Brunswick	18
NC-Buncombe	21
NC-Burke	2
NC-Cabarrus	16
NC-Caldwell	4
NC-Carteret	5
NC-Caswell	2
NC-Catawba	29
NC-Chatham	22
NC-Cherokee	1
NC-Chowan	2
NC-Clay	3
NC-Cleveland	30
NC-Columbus	6
NC-Craven	19
NC-Cumberland	45
NC-Currituck	3
NC-Dare	7
NC-Davidson	15
NC-Davie	4

NC-Duplin	5
NC-Durham	124
NC-Edgecombe	3
NC-Forsyth	33
NC-Franklin	7
NC-Gaston	27
NC-Granville	1
NC-Guilford	42
NC-Harnett	34
NC-Henderson	11
NC-Hertford	3
NC-Hoke	5
NC-Iredell	23
NC-Jackson	2
NC-Johnston	17
NC-Lee	14
NC-Lenoir	4
NC-Lincoln	5
NC-McDowell	3
NC-Mecklenburg	184
NC-Montgomery	2
NC-Moore	16
NC-Nash	25
NC-New Hanover	13
NC-Northampton	1

NC-Onslow	16
NC-Orange	22
NC-Pamlico	4
NC-Pasquotank	4
NC-Pender	7
NC-Perquimans	7
NC-Person	1
NC-Pitt	23
NC-Polk	4
NC-Randolph	9
NC-Richmond	1
NC-Robeson	7
NC-Rockingham	11
NC-Rowan	16
NC-Rutherford	2
NC-Scotland	2
NC-Stanly	2
NC-Stokes	1
NC-Surry	1
NC-Transylvania	1
NC-Union	42
NC-Wake	208
NC-Warren	2

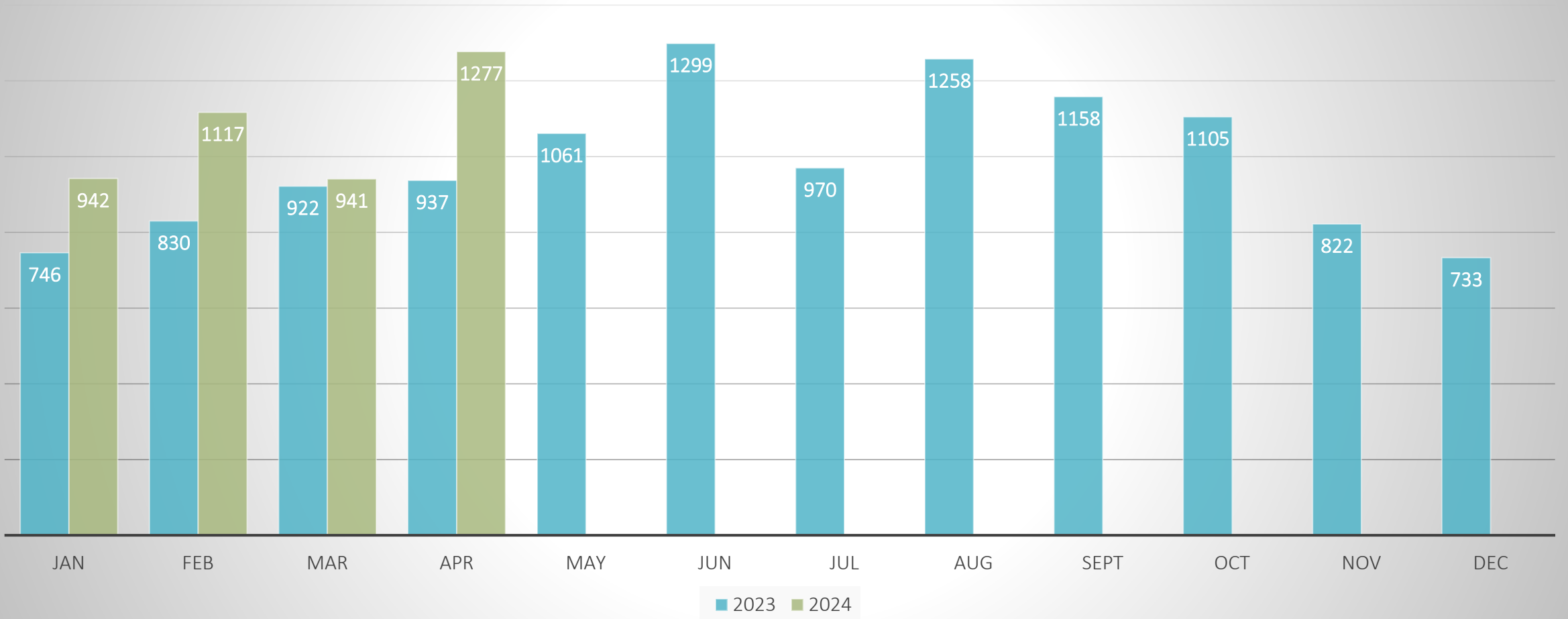
NC-Washington	1
NC-Watauga	1
NC-Wilkes	1
NC-Wilson	5
NC-Yadkin	3

Grand Total 1,277



Damages Per 1,000 Transmissions

Damages in North Carolina 2024 vs 2023



Top 10 Callers for New Hanover

Rank	Name	Totals
1	MASTEC	930
2	AT&T UTILITY OPERATIONS	284
3	SOUTHEASTERN CABLE CONTRACTORS	175
4	SOUTHEAST CONNECTIONS, LLC	166
5	ADVANCED BORING	123
6	HONEYCUTT CONSTRUCTION SERVICES	88
7	ANSCO & ASSOCIATES, LLC	80
8	THOMSON CORDER & CO	73
9	PIEDMONT NATURAL GAS	72
10	J & E UNDERGROUND	61

Top 10 Callers for Brunswick

Rank	Name	Totals
1	FOCUS BROADBAND	457
2	QUANTA SERVICES	346
3	STATE UTILITY CONTRACTORS	318
4	MASTEC	298
5	ATMC	273
6	QUANTA SERVICES	261
7	SOUTHEAST CONNECTIONS, LLC	212
8	PIEDMONT UTILITY GROUP, LLC	184
9	HAL COLLINS CONSTRUCTION	176
10	HONEYCUTT CONSTRUCTION SERVICES	170
11	SOUTHEASTERN CABLE CONTRACTORS	157
12	BRUNSWICK COUNTY PUBLIC UTILITIES	140
13	CARMICHAEL CONSTRUCTION COMPANY, INC	117
14	CABLE EAST, INC	106
15	THORNTONS PLUMBING	104

Top 10 Callers for Pender

Rank	Name	Totals
1	PIEDMONT UTILITY GROUP, LLC	651
2	DEN UNDERGROUND	294
3	MASTEC	256
4	ATMC	104
5	SOUTHEASTERN CABLE CONTRACTORS	102
6	FOCUS BROADBAND	79
7	AT&T UTILITY OPERATIONS	77
8	SOUTHEAST CONNECTIONS, LLC	62
9	CONTI ENTERPRISES	59
10	THORNTONS PLUMBING	50



The new Safe Digging Express trailer

nc811.org/digsafe-discovery/





NC 811.ORG EDUCATION TEAM



Parrish
Reddick
Piedmont Liaison



Steven Moore
Media Relations
Specialist



Ann Rushing
Education
Manager



Tami Groves
Southeast
Liaison



Howard
Corey
Eastern Liaison



Tyler Ross
Western Liaison



Follow NCUCC on Facebook. There we will post meeting info, schedules, photos and videos and joint conference updates.

facebook.com/ncucc1

THANK YOU

A copy of this presentation is available at

www.ncucc.org

If this meeting was virtual or hybrid, a video is available on ncucc.org. Go to County UCC's.

The video will be listed under the month and year the meeting took place.