



NC811
MONTHLY
UPDATE
MAY 2024

HAYWOOD



PRESENTED BY
TYLER ROSS

UPCOMING MEETINGS

- **Locate Resolution Partnership Committee**

Wednesday, May 15 from 11 to 1

NC811 Events Center, Greensboro

<https://ncucc.org/locate-resolution-partnership-committee/>

- **Underground Damage Prevention Review Board**

Wednesday, July 10 from 10 to 4

NC811 Events Center, Greensboro

<https://udprb.nc.gov/Reporting-a-Violation>



UGDPRB – OVERVIEW OF 4/23/2024 CASES




UNDERGROUND
DAMAGE PREVENTION
REVIEW BOARD



32 Cases on Agenda



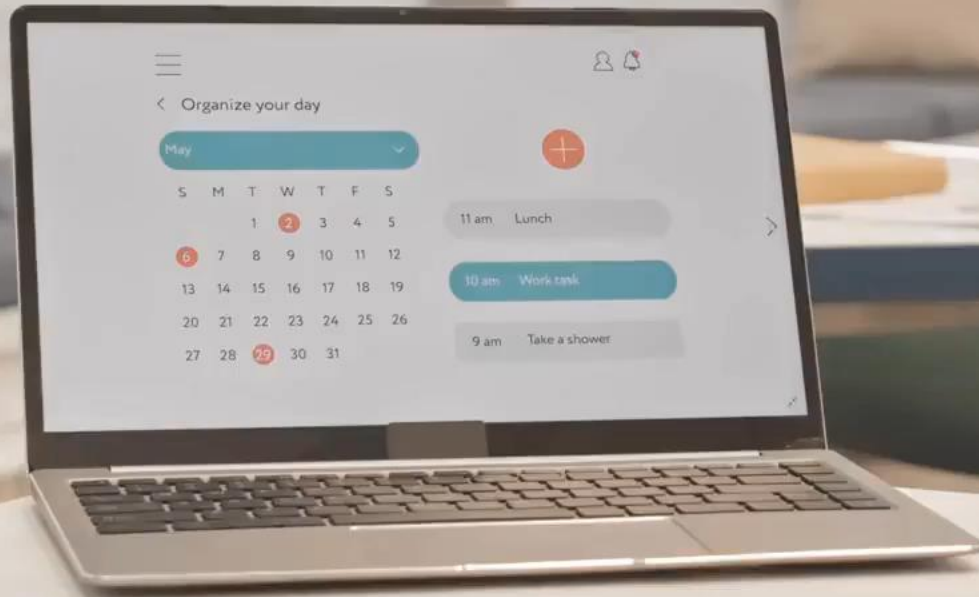
13 – Issued Pipes Plus
Training



\$34,500 issued in fines

CALENDAR

NC811 & NCUCC event calendars can be found on nc811.org or the nc811 app



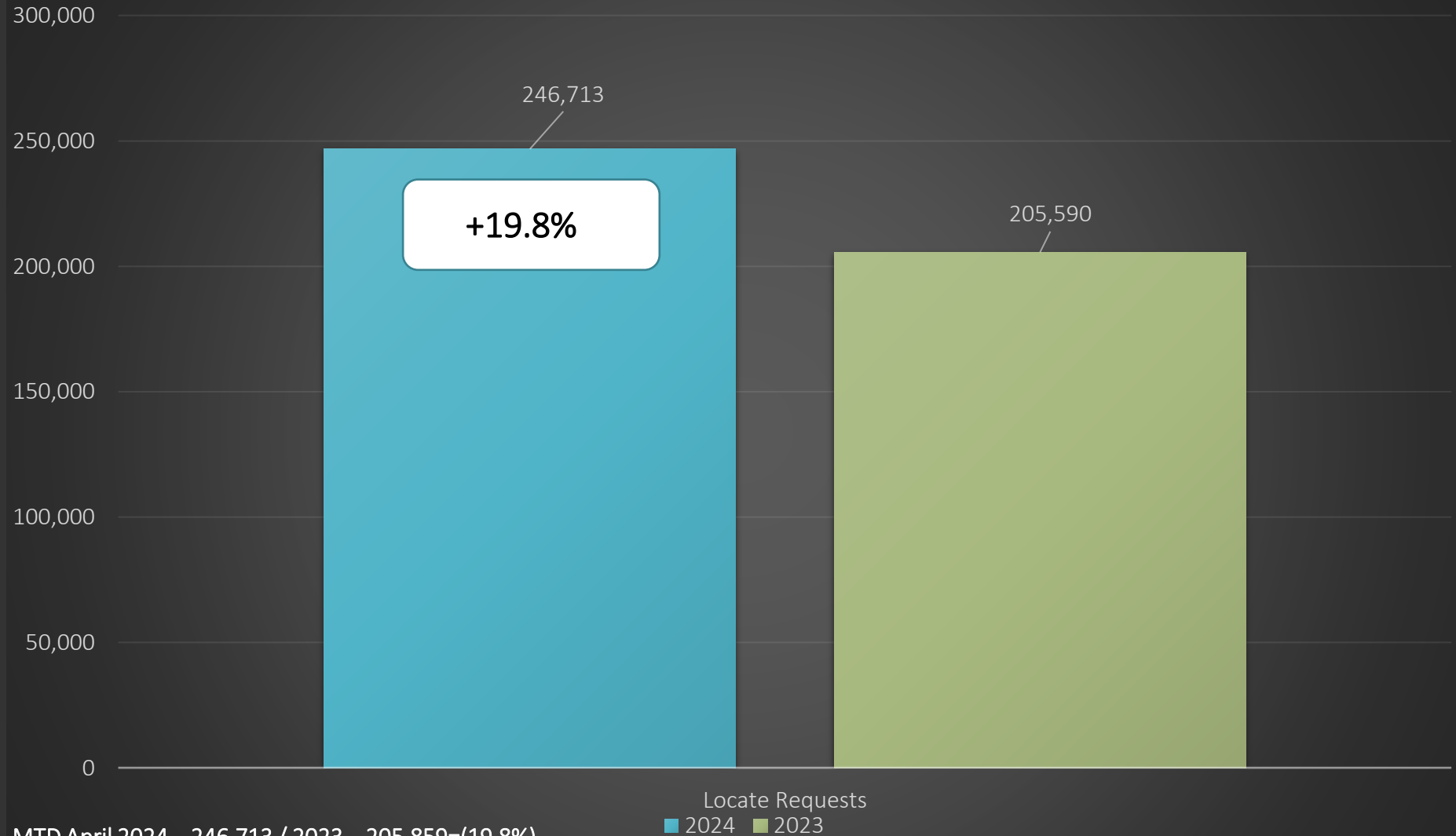


DATA INSIGHTS

Locate Request,
Transmissions,
County ticket
volume
and distribution



Locate Requests for NC - April 2024 vs 2023

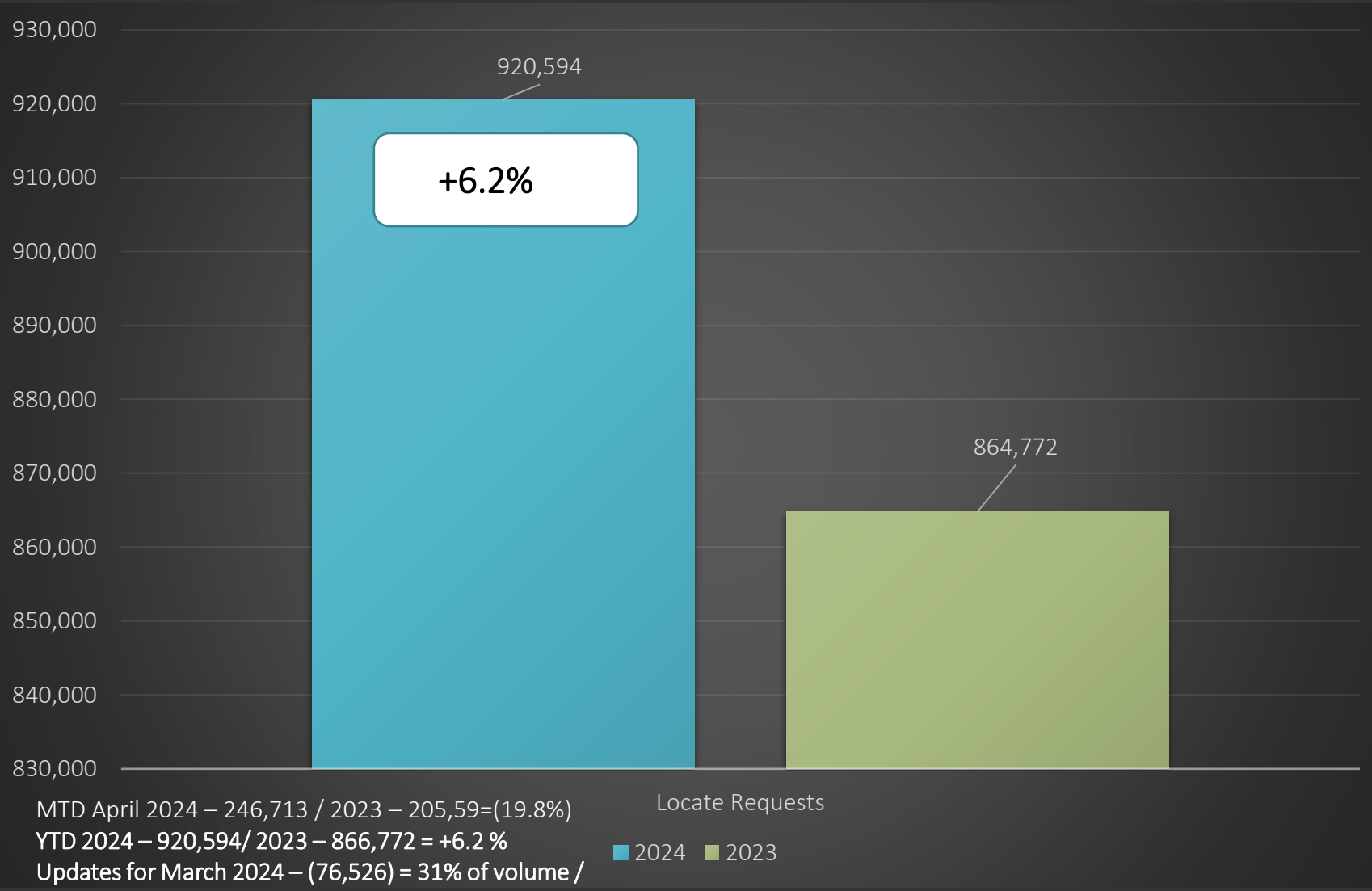


MTD April 2024 – 246,713 / 2023 – 205,859=(19.8%)

YTD 2024 – 920,594/ 2023 – 866,772 = +6.2 %

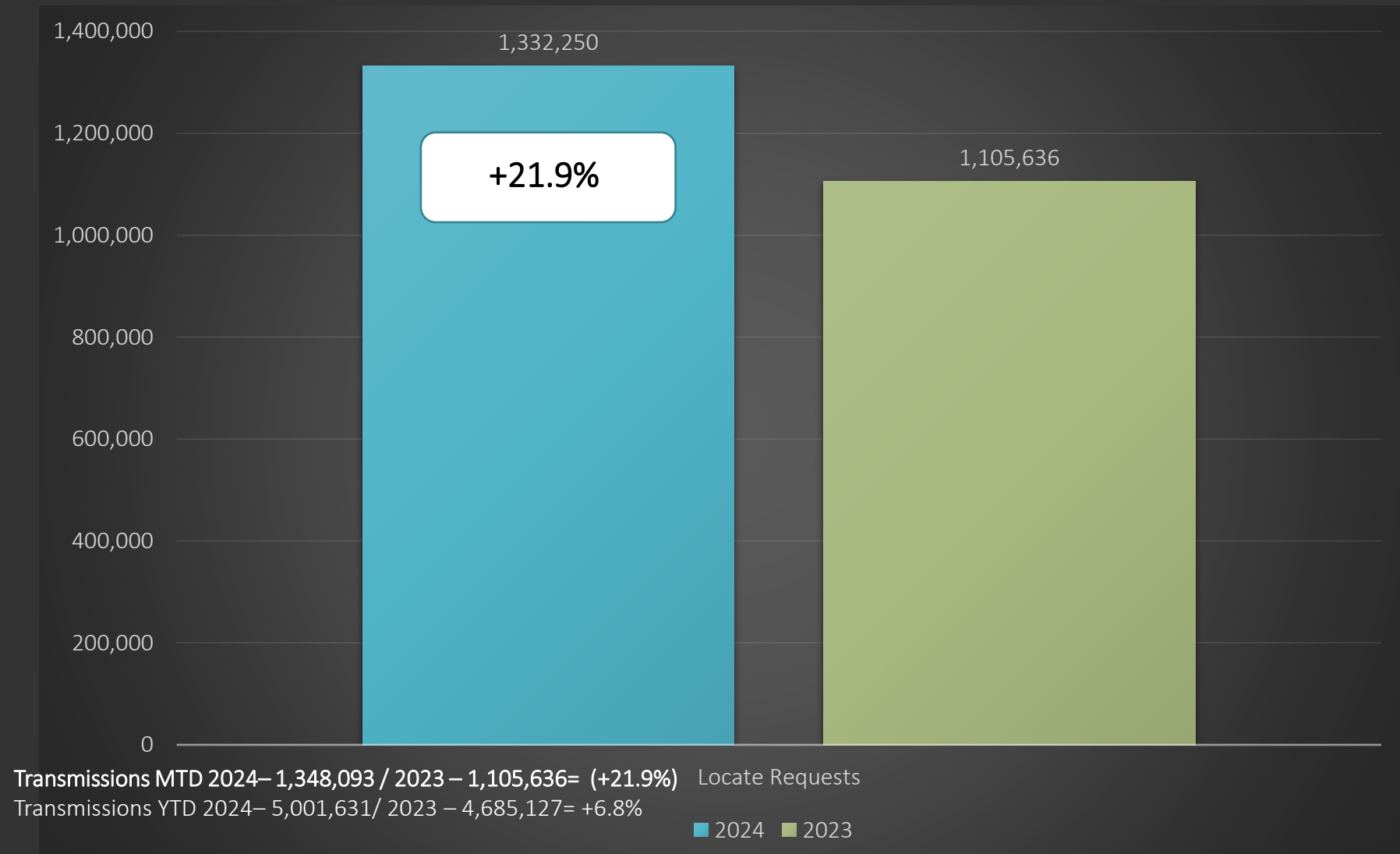
Updates for March 2024 – (76,526) = 31% of volume / February 30.5% = -.5% (Increase the month before)

Locate Requests for NC - YTD

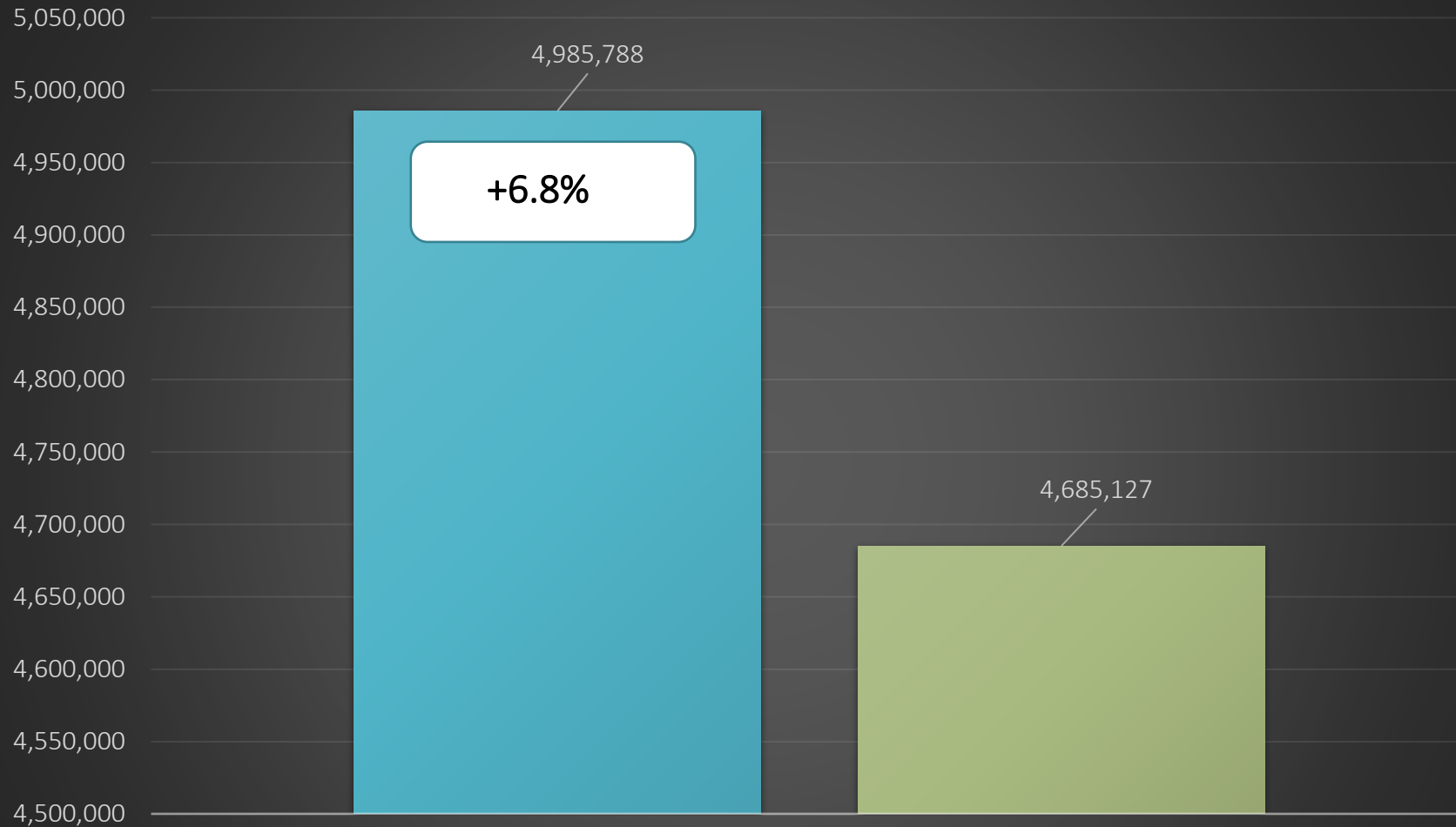




Transmissions for NC - March 24 vs 23



Transmissions for NC - YTD 2024



Transmissions MTD 2024– 1,348,093 / 2023 – 1,105,636= (+21.9%)
Transmissions YTD 2024– 5,001,631/ 2023 – 4,685,127= +6.8%

Loacte Requests
■ 2024 ■ 2023



COUNTY TICKET

2024 VS 2023

Haywood	3 HR	CNCL	NEW	RXMT	UPDT	TOTAL Tickets
2023	13	4	358	13	146	534
2024	21	1	580	17	257	876
	61.5%	-75.0%	62.0%	30.8%	76.0%	64.0%
				Avg Locates per Day		44

COUNTY TICKET

YTD VS PREVIOUS
YEAR

Haywood	3 HR	CNCL	NEW	RXMT	UPDT	TOTAL Tickets
2023	130	24	1645	75	931	2805
2024	76	40	1882	45	845	2888
+/- Var	-41.5%	66.7%	14.4%	-40.0%	-9.2%	3.0%
				Avg Locates per Day		35

COUNTY TICKET DISTRIBUTION - APRIL

HAYWOOD	876
BEAVERDAM	14
CANTON	171
CLYDE	92
CRUSO	3
FINES CREEK	14
HAZELWOOD	21
IRON DUFF	5
IVY HILLS	3
JONATHAN	5
LAKE JUNALUSKA	14
MAGGIE VALLEY	84
WAYNESVILLE	446

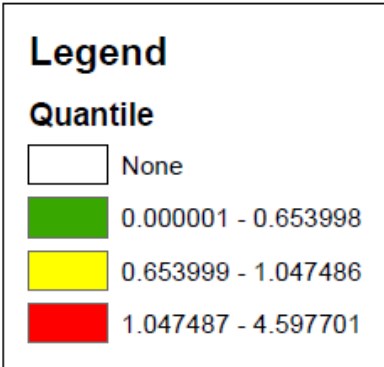
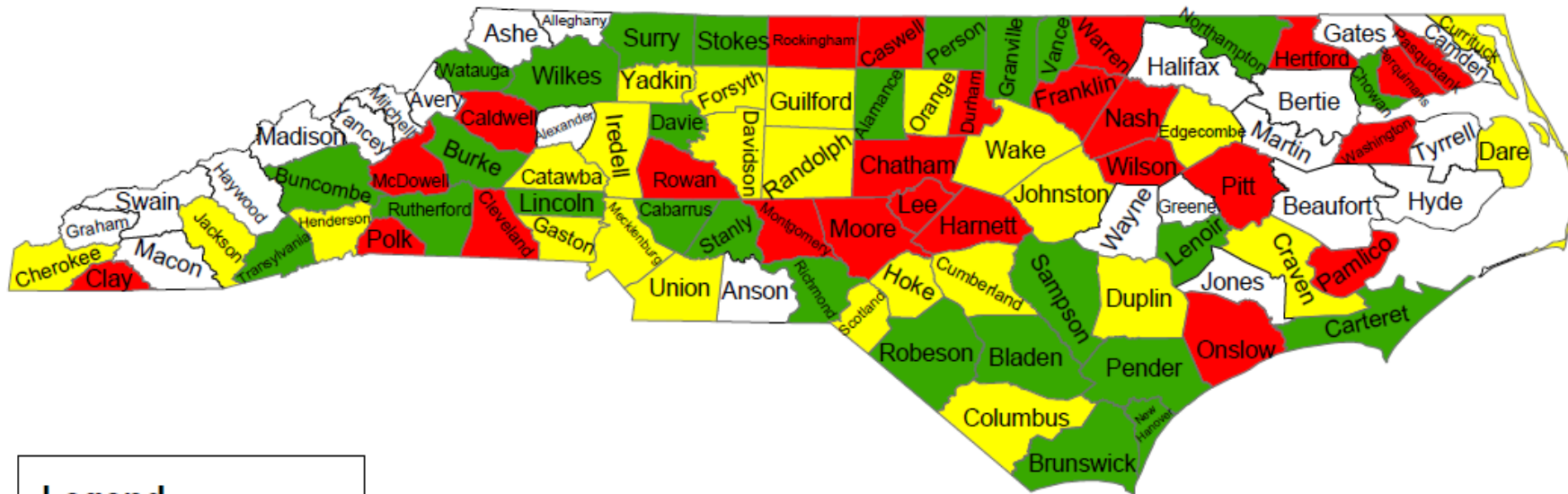
DAMAGES

DIRT Damage Information
Reporting Tool



Damages Per 1,000 Transmissions

April 2024



Top 10 Callers for -Haywood

1	ITG	78
2	HAYNES ELECTRIC UTILITY CORPORATION	72
3	SKYRUNNER INTERNET	42
4	SUMTER UTILITIES, INC	35
5	DUKE ENERGY	29
6	TENNOCA CONSTRUCTION COMPANY	29
7	S & ME	28
8	CSI EROSION	26
9	OSICOMM	26
10	TOWN OF WAYNESVILLE	25



The new Safe Digging Express trailer

nc811.org/digsafe-discovery/





NC 811.ORG EDUCATION TEAM



Parrish Reddick
Piedmont Liaison



Steven Moore
Media Relations Specialist



Ann Rushing
Education Manager



Tami Groves
Southeast Liaison



Howard Corey
Eastern Liaison



Tyler Ross
Western Liaison



Follow NCUCC on Facebook. There we will post meeting info, schedules, photos and videos and joint conference updates.

facebook.com/ncucc1

THANK YOU

A copy of this presentation is available at

www.ncucc.org

If this meeting was virtual or hybrid, a video is available on ncucc.org. Go to County UCC's.

The video will be listed under the month and year the meeting took place.

