



NC811  
MONTHLY  
UPDATE  
JUNE 2024



MOORE  
UCC



# JUNE IS NATIONAL SAFETY MONTH







SCAN TO APPLY



# UPCOMING MEETINGS

- **NC State UCC Meeting**  
Tuesday, July 9 from 10 to 12  
Charlotte Water, 4100 W Tyvola Rd, Charlotte
- **Underground Damage Prevention Review Board**  
Wednesday, July 10 from 10 to 4  
NC811 Events Center, Greensboro  
<https://udprb.nc.gov/Reporting-a-Violation>
- **Locate Resolution Partnership Committee**  
Wednesday, July 17 from 11 to 1  
NC811 Events Center, Greensboro  
<https://ncucc.org/locate-resolution-partnership-committee/>





# UPCOMING MEETINGS

- **NC811 Board Meeting**  
Friday, July 19 from 8 to 12  
Crowne Plaza Resort, 1 Resort Dr, Asheville

Contact Virginia: [virginia@nc811.org](mailto:virginia@nc811.org)







# TRENCH SAFETY STAND DOWN WEEK

JUNE 17-23, 2024

## **What is a Safety Stand Down?**

A Safety Stand Down presents the opportunity for employers to talk directly to employees and others about safety.

These Stand Downs will focus on trench & excavation hazards and reinforce the importance of using trench protective systems and protecting workers from trenching hazards.

*Visit: <http://nuca.com/tssd/>*



# CALENDAR

NC811 & NCUCC event  
calendars can be found  
on [nc811.org](https://nc811.org) or the nc811  
app







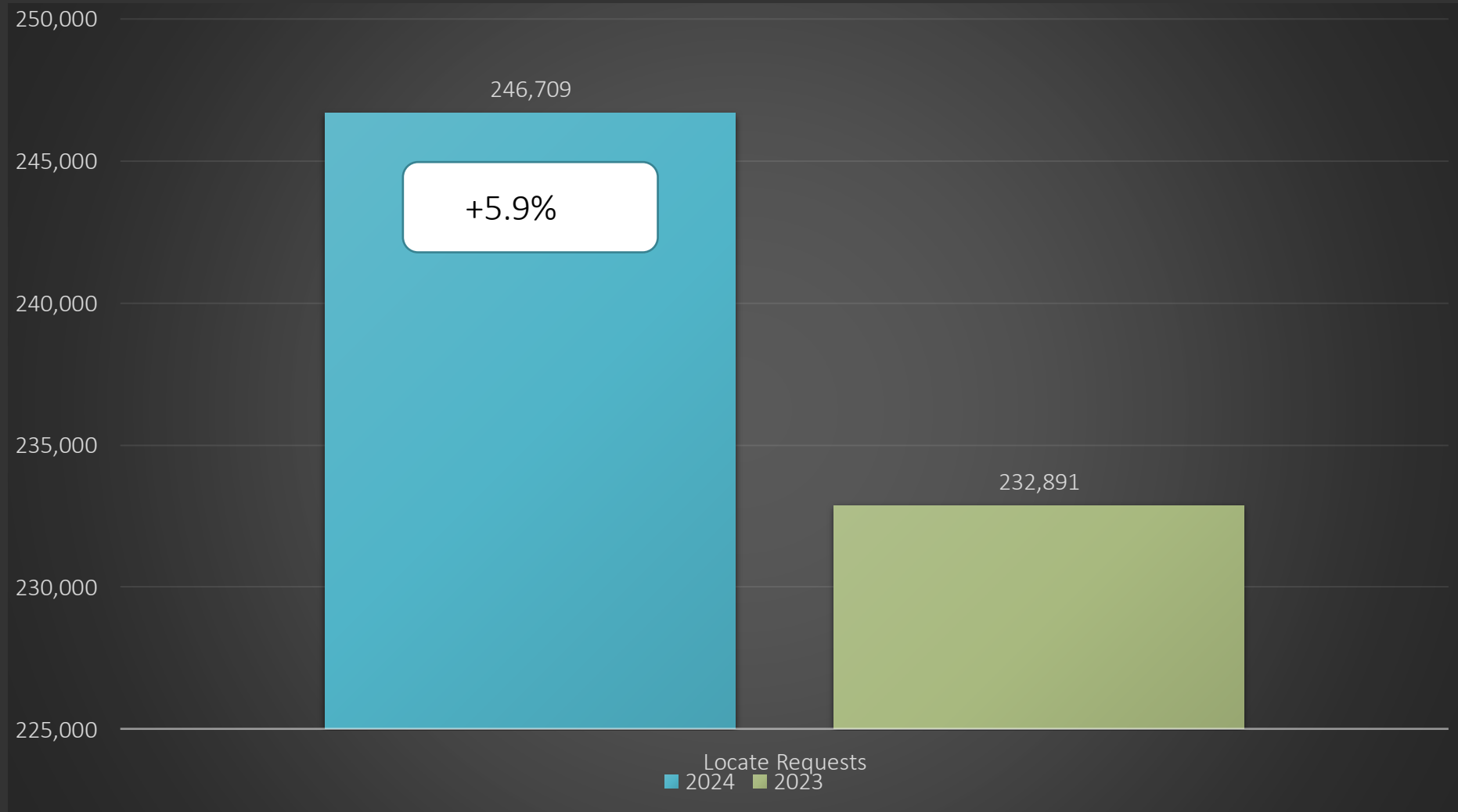
# DATA INSIGHTS

Locate Request,  
Transmissions,  
County ticket  
volume  
and distribution





# Locate Requests for NC - May 2024 vs 2023



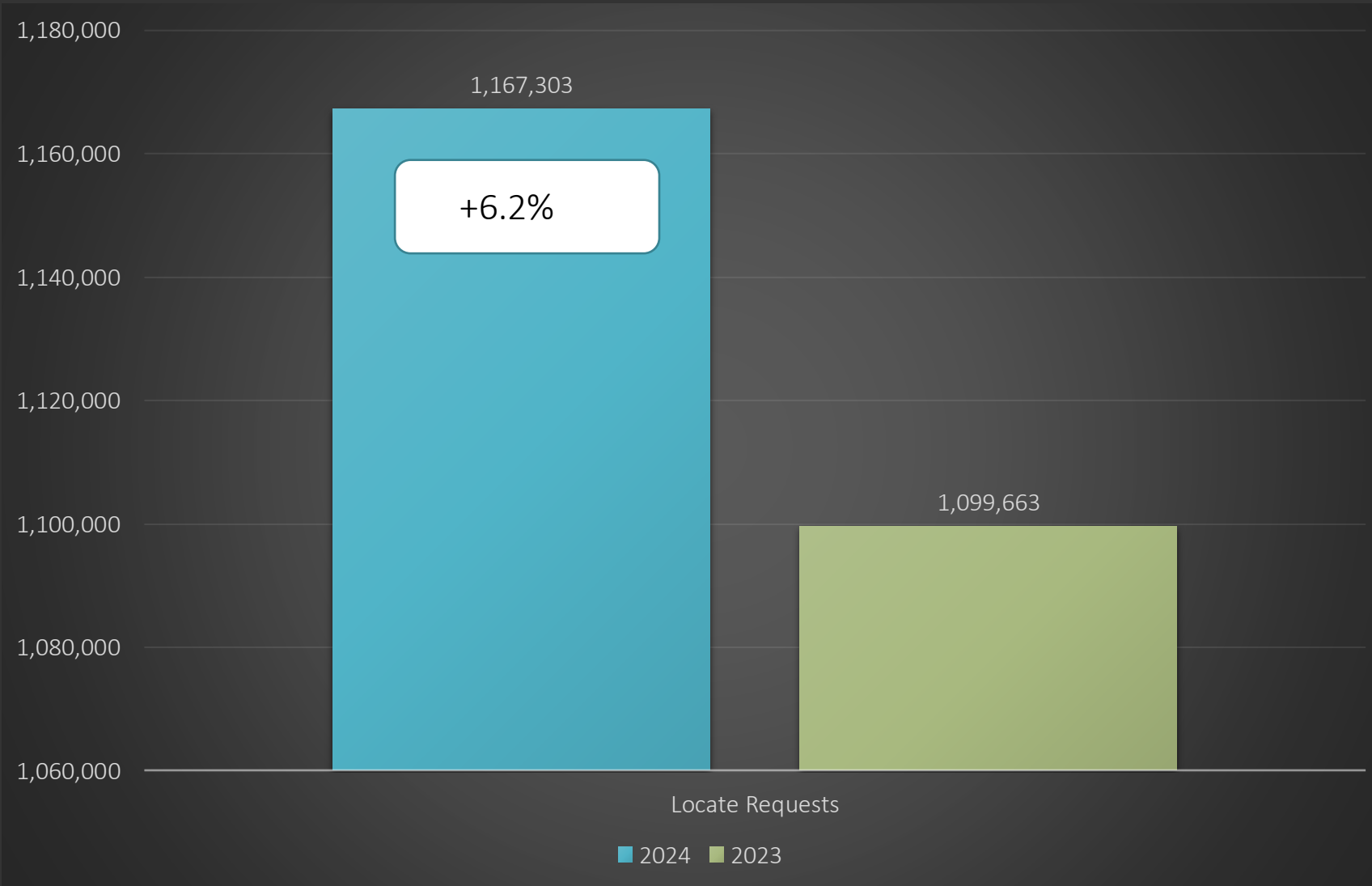
MTD May 2024 – 246,709 / 2023 – 232,891 = (5.9%)

YTD 2024 – 1,167,303 / 2023 – 1,099,663 = +6.2 %

Updates for March 2024 – (79,139) = 32.1% of volume / April 31% = -1.1% (Increase the month before)



# Locate Requests for NC - YTD



MTD May 2024 – 246,709 / 2023 – 232,891 = (5.9%)

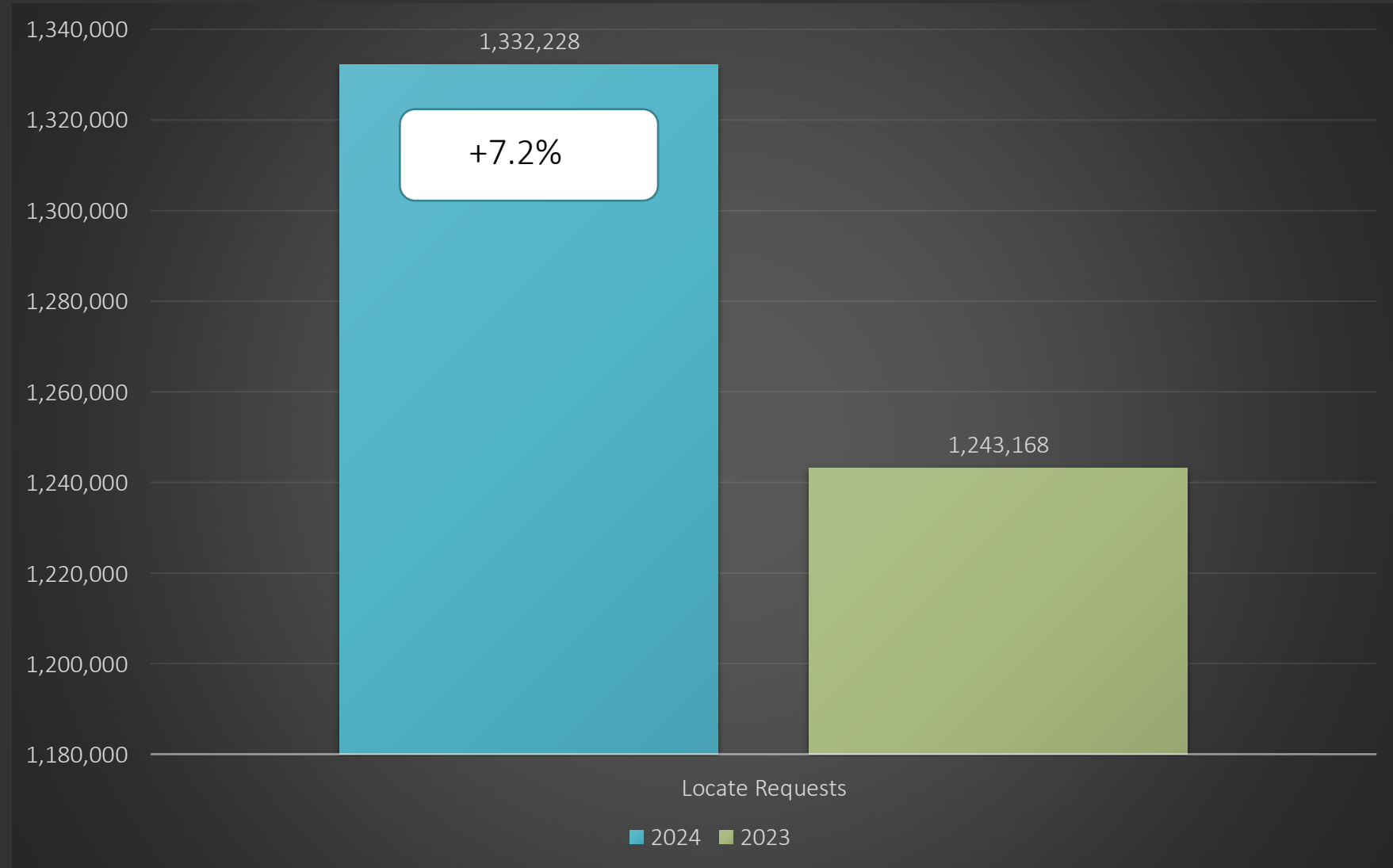
YTD 2024 – 1,167,303 / 2023 – 1,099,663 = +6.2 %

Updates for March 2024 – (79,139) = 32.1% of volume / April 31% = -1.1% (Increase the month before)





# Transmissions for NC - May 24 vs 23

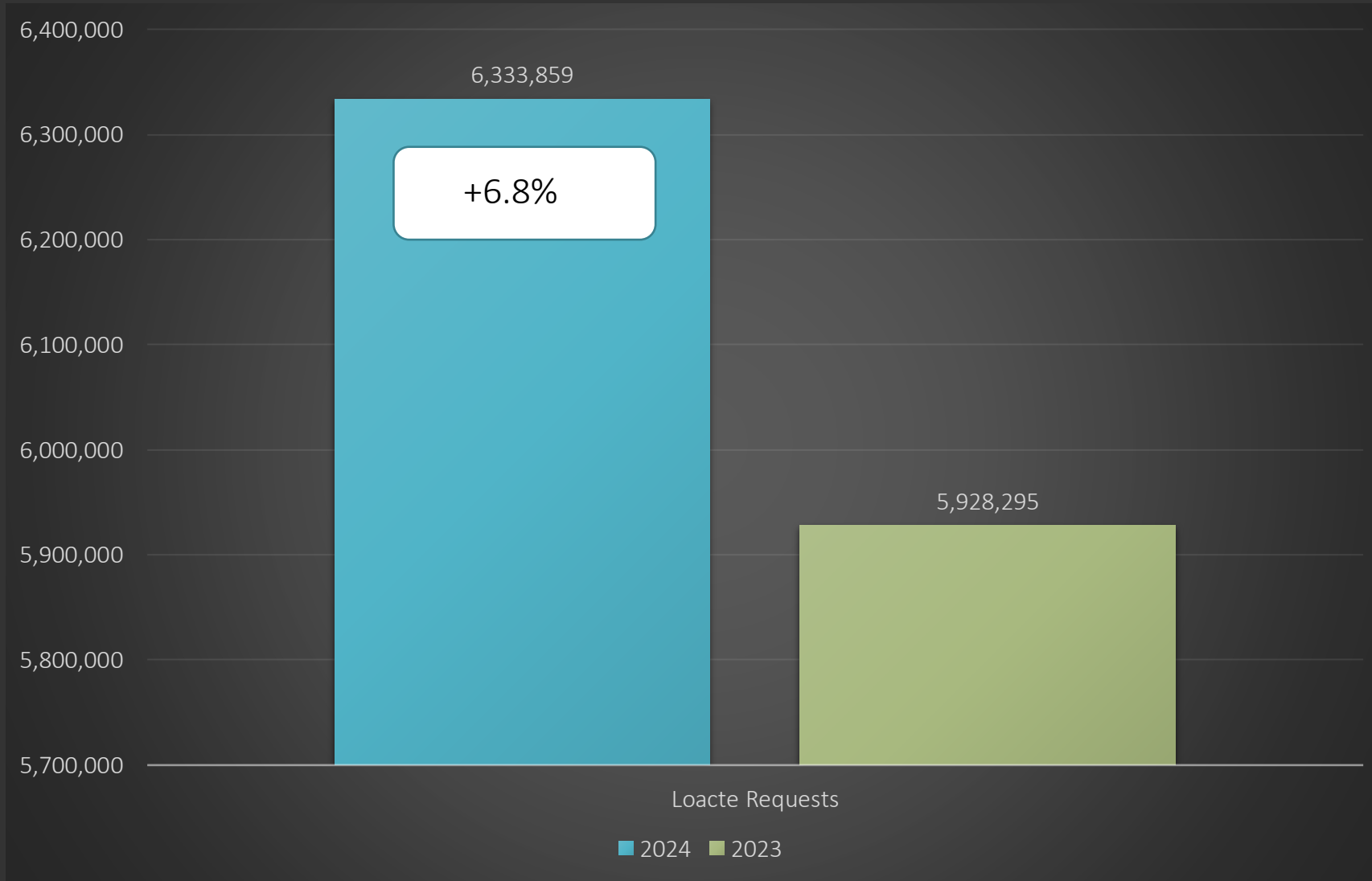


Transmissions MTD 2024–1,332,228 / 2023–1,243,168= (+7.2%)

Transmissions YTD 2024– 6,333,859 / 2023 – 5,928,295= +6.8%



# Transmissions for NC - YTD 2024



Transmissions MTD 2024– 1,332,228 / 2023 – 1,243,168= (+7.2%)

Transmissions YTD 2024– 6,333,859/ 2023 – 5,928,295= +6.8%





# COUNTY TICKET

2024 VS 2023

	3 HR	CNCL	NEW	RXMT	UPDT	TOTAL Tickets
2023	38	33	1618	46	535	2270
2024	291	49	2355	40	1118	3853
	665.8%	48.5%	45.6%	-13.0%	109.0%	69.7%
				Locates per day		175



# COUNTY TICKET

## YTD VS PREVIOUS YEAR

	3 HR	CNCL	NEW	RXMT	UPDT	TOTAL Tickets
2023	281	153	7674	204	1744	10056
2024	1225	206	9927	384	4756	16498
	335.9%	34.6%	29.4%	88.2%	172.7%	64.1%



# COUNTY TICKET DISTRIBUTION - MAY

<b>MOORE</b>	<b>3853</b>
ABERDEEN	314
CAMERON	87
<b>CARTHAGE</b>	<b>447</b>
EAGLE SPRINGS	20
JACKSON SPRINGS	34
PINEBLUFF	54
<b>PINEHURST</b>	<b>538</b>
ROBBINS	66
<b>SEVEN LAKES</b>	<b>440</b>
<b>SOUTHERN PINES</b>	<b>750</b>
TAYLORTOWN	36
VASS	324
WEST END	307
WHISPERING PINES	417



# DAMAGES

**DIRT** Damage Information  
Reporting Tool



# May Damages

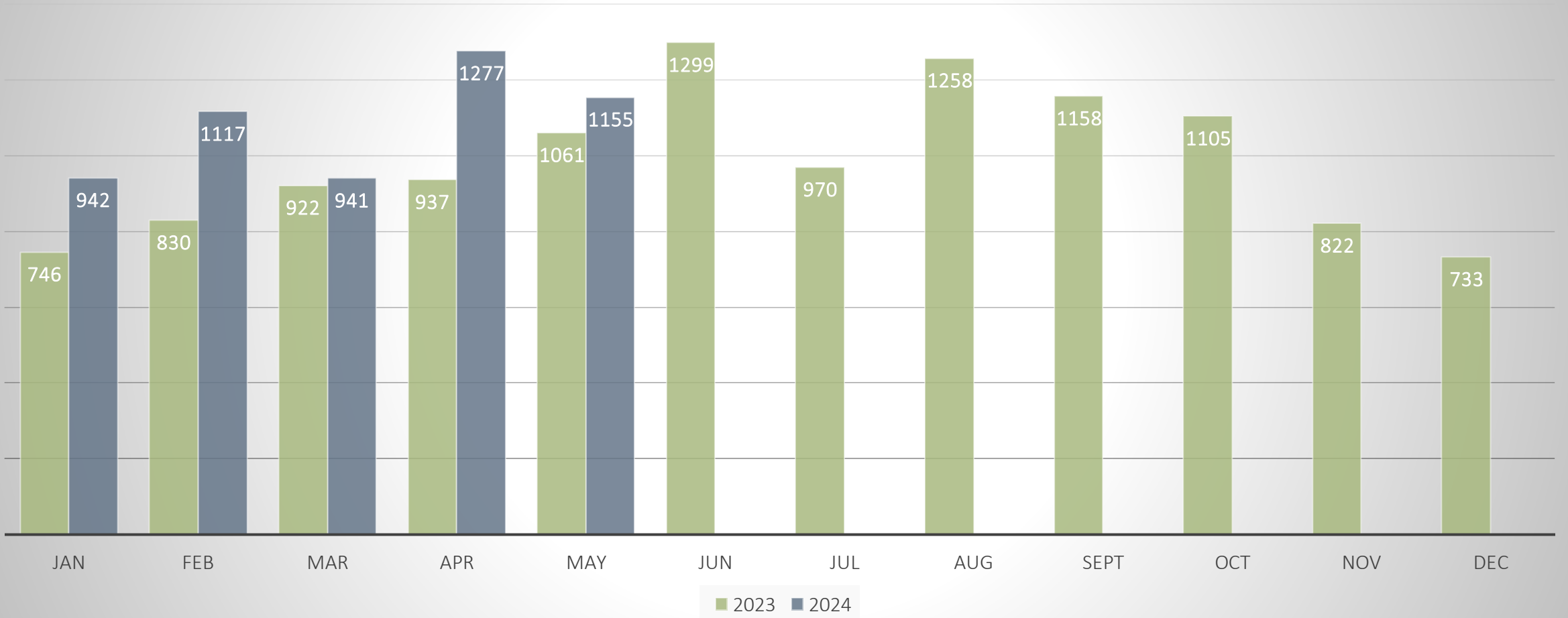
NC-Alamance	13	NC-Davidson	12
NC-Alexander	4	NC-Davie	7
NC-Avery	1	NC-Duplin	2
NC-Beaufort	2	NC-Durham	51
NC-Bladen	1	NC-Edgecombe	3
NC-Brunswick	18	NC-Forsyth	30
NC-Buncombe	14	NC-Franklin	7
NC-Burke	3	NC-Gaston	25
NC-Cabarrus	13	NC-Guilford	40
NC-Caldwell	8	NC-Halifax	1
NC-Carteret	4	NC-Harnett	25
NC-Caswell	1	NC-Haywood	7
NC-Catawba	34	NC-Henderson	17
NC-Chatham	17	NC-Hoke	15
NC-Chowan	1	NC-Iredell	34
NC-Clay	2	NC-Johnston	10
NC-Cleveland	13	NC-Jones	1
NC-Columbus	4	NC-Lee	8
NC-Craven	2	NC-Lenoir	4
NC-Cumberland	52	NC-Lincoln	6
NC-Currituck	6	NC-Macon	2
NC-Dare	9	NC-Martin	1
		NC-Mecklenburg	216
		NC-Montgomery	3
		NC-Moore	17

NC-Nash	21
NC-New Hanover	28
NC-Onslow	22
NC-Orange	31
NC-Pamlico	1
NC-Pasquotank	1
NC-Pender	7
NC-Perquimans	4
NC-Person	2
NC-Pitt	20
NC-Polk	1
NC-Randolph	3
NC-Robeson	3
NC-Rockingham	7
NC-Rowan	7
NC-Rutherford	4
NC-Scotland	2
NC-Stanly	5
NC-Stokes	1
NC-Surry	1
NC-Transylvania	3
NC-Union	43
NC-Wake	163
NC-Watauga	2
NC-Wayne	2
NC-Wilkes	1
NC-Wilson	3
NC-Yadkin	1

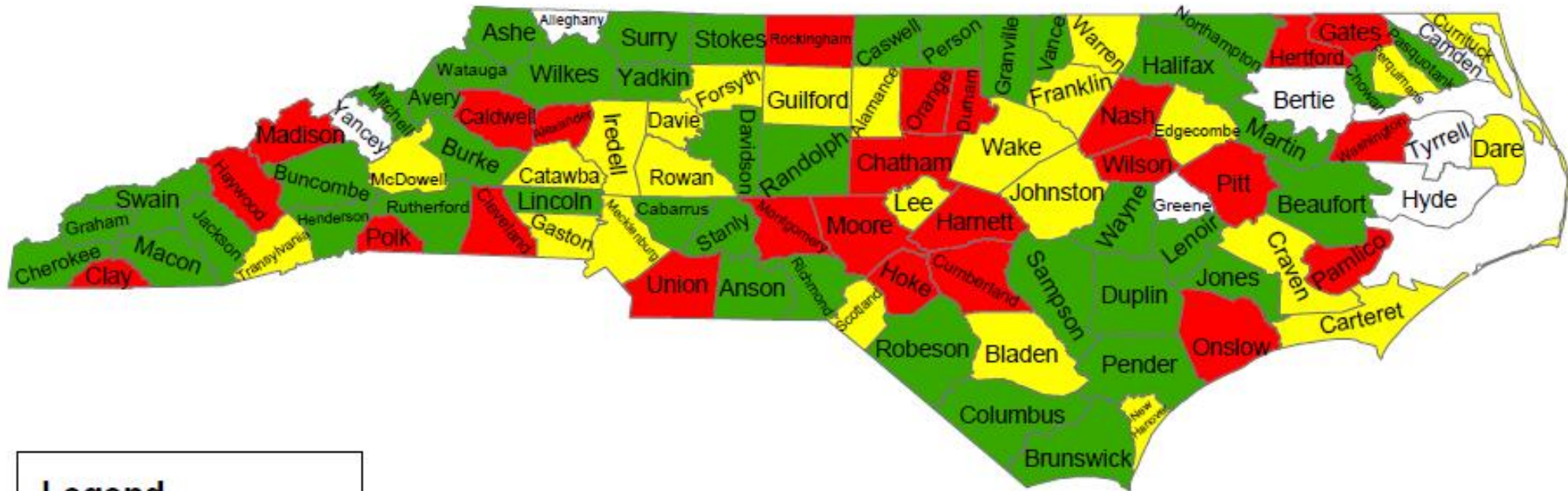
Grand Total 1,155



## Damages in North Carolina 2024 vs 2023




# Damages Per 1,000 Transmissions



## Legend

### Quantile





# Top 10 Callers for -

1	BICT USA	815
2	METRO TECH	404
3	MASTEC	154
4	RG COMMUNICATION S, INC	150
5	NSC UNDERGROUND LLC	122
6	K AND L UNDERGROUND	105
7	NOVAQ NETWORK	99
8	LEE ELECTRICAL	86
9	A & L CABLE SERVICES, INC	84
10	NCDOT	79

- Task Team Formed
- Senator Sponsors (Lazzara, Rep. Arp)
- Two Meetings Occurred
- Shared Compilation of All State Laws (990 pages worth)
- Redlined Document Shared With Task Team
- Goal is completed language for 2025

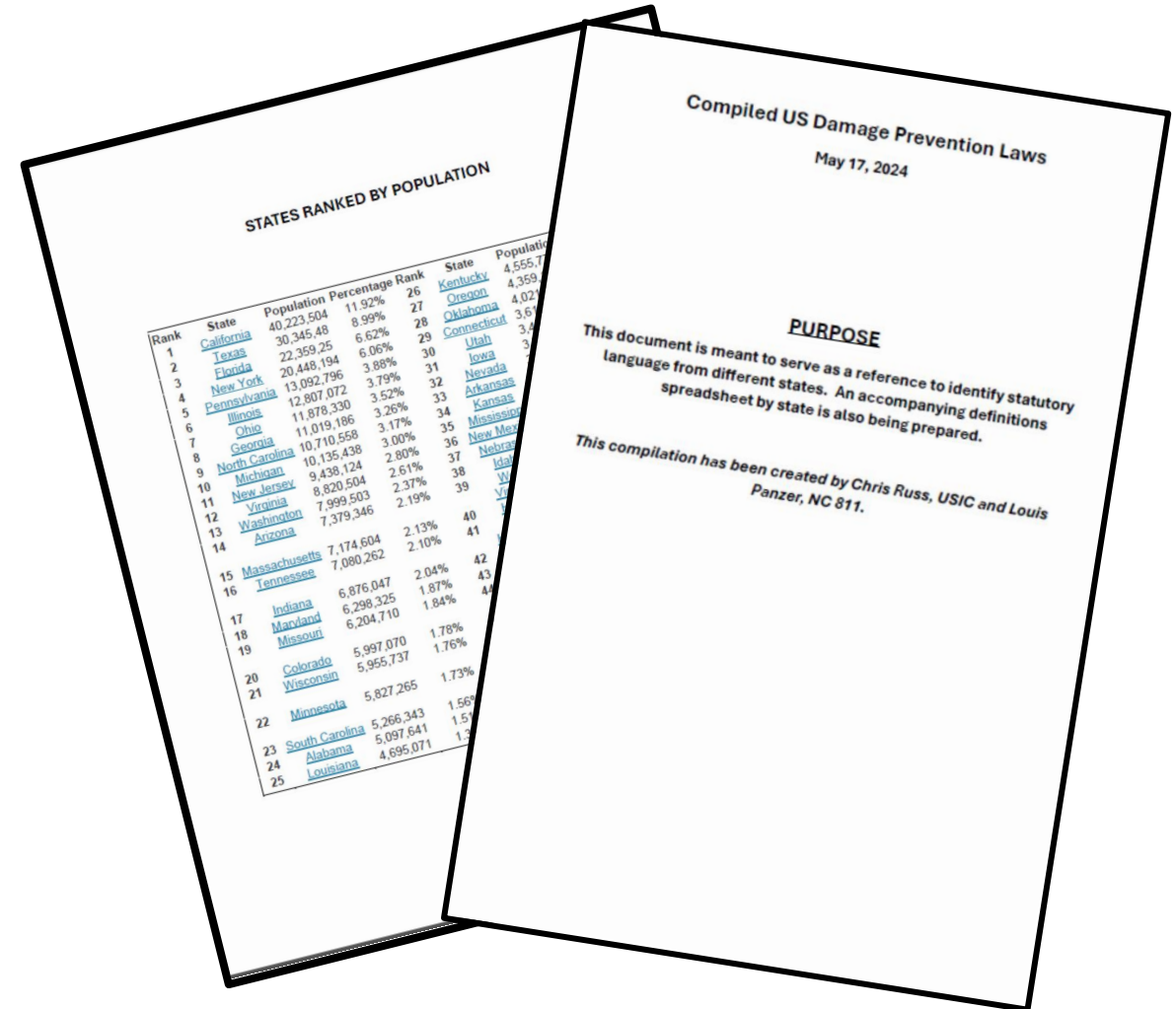


#### STATES RANKED BY POPULATION

Rank	State	Population	Percentage	Rank	State	Population	Percentage
1	<a href="#">California</a>	40,223,504	11.92%	26	<a href="#">Kentucky</a>	4,555,777	1.35%
2	<a href="#">Texas</a>	30,345,48	8.99%	27	<a href="#">Oregon</a>	4,359,110	1.29%
3	<a href="#">Florida</a>	22,359,25	6.62%	28	<a href="#">Oklahoma</a>	4,021,753	1.19%
4	<a href="#">New York</a>	20,448,194	6.06%	29	<a href="#">Connecticut</a>	3,615,499	1.07%
5	<a href="#">Pennsylvania</a>	13,092,796	3.88%	30	<a href="#">Utah</a>	3,423,935	1.01%
6	<a href="#">Illinois</a>	12,807,072	3.79%	31	<a href="#">Iowa</a>	3,233,572	0.96%
7	<a href="#">Ohio</a>	11,878,330	3.52%	32	<a href="#">Nevada</a>	3,225,832	0.96%
8	<a href="#">Georgia</a>	11,019,186	3.26%	33	<a href="#">Arkansas</a>	3,040,207	0.90%
9	<a href="#">North Carolina</a>	10,710,558	3.17%	34	<a href="#">Kansas</a>	2,963,308	0.88%
10	<a href="#">Michigan</a>	10,135,438	3.00%	35	<a href="#">Mississippi</a>	2,959,473	0.88%
11	<a href="#">New Jersey</a>	9,438,124	2.80%	36	<a href="#">New Mexico</a>	2,135,024	0.63%
12	<a href="#">Virginia</a>	8,820,504	2.61%	37	<a href="#">Nebraska</a>	2,002,052	0.59%
13	<a href="#">Washington</a>	7,999,503	2.37%	38	<a href="#">Idaho</a>	1,920,562	0.57%
14	<a href="#">Arizona</a>	7,379,346	2.19%	39	<a href="#">West Virginia</a>	1,775,932	0.53%
15	<a href="#">Massachusetts</a>	7,174,604	2.13%	40	<a href="#">Hawaii</a>	1,483,762	0.44%
16	<a href="#">Tennessee</a>	7,080,262	2.10%	41	<a href="#">New Hampshire</a>	1,395,847	0.41%
17	<a href="#">Indiana</a>	6,876,047	2.04%	42	<a href="#">Maine</a>	1,372,559	0.41%
18	<a href="#">Maryland</a>	6,298,325	1.87%	43	<a href="#">Montana</a>	1,112,668	0.33%
19	<a href="#">Missouri</a>	6,204,710	1.84%	44	<a href="#">Rhode Island</a>	1,110,822	0.33%
20	<a href="#">Colorado</a>	5,997,070	1.78%	45	<a href="#">Delaware</a>	1,017,551	0.30%
21	<a href="#">Wisconsin</a>	5,955,737	1.76%	46	<a href="#">South Dakota</a>	908,414	0.27%
22	<a href="#">Minnesota</a>	5,827,265	1.73%	47	<a href="#">North Dakota</a>	811,044	0.24%
23	<a href="#">South Carolina</a>	5,266,343	1.56%	48	<a href="#">Alaska</a>	740,339	0.22%
24	<a href="#">Alabama</a>	5,097,641	1.51%	49	<a href="#">Vermont</a>	647,156	0.19%
25	<a href="#">Louisiana</a>	4,695,071	1.39%	50	<a href="#">Wyoming</a>	583,279	0.17%



- Tolerance Zone (24-18 inches)
- Ticket Life (15-30 working days)
- Hinging the locate time to the work date
- Clarifying ticket size
- Mark Maintenance
- Enforcement items



**NOTE: 5.78% of US population in NC and VA.**  
*Reach out if you would like a copy of compiled laws document.*



## EDUCATION TEAM



Parrish  
Reddick  
Piedmont Liaison



Steven Moore  
Media Relations  
Specialist



Ann Rushing  
Education  
Manager



Tami Groves  
Southeast  
Liaison



Howard  
Corey  
Eastern Liaison



Tyler Ross  
Western Liaison





Follow NCUCC on Facebook. There we will post meeting info, schedules, photos and videos and joint conference updates.

[facebook.com/ncucc1](https://facebook.com/ncucc1)

## THANK YOU

A copy of this presentation is available at

[www.ncucc.org](http://www.ncucc.org)

If this meeting was virtual or hybrid, a video is available on [ncucc.org](http://ncucc.org). Go to County UCC's.

The video will be listed under the month and year the meeting took place.

Moore County UCC  
June 2024

Attendees:

Eddie Cobb – Dixie Pipeline

Keith Deal – Dixie Pipeline

Tami Groves – NC811

Trent Caviness – NCDOT (at the beginning but had to leave)