

NC811
MONTHLY
UPDATE
MAY 2024



NASH/EDGEcombe/WILSON

UPCOMING MEETINGS

- **Locate Resolution Partnership Committee**

Wednesday, May 15 from 11 to 1

NC811 Events Center, Greensboro

<https://ncucc.org/locate-resolution-partnership-committee/>

- **Underground Damage Prevention Review Board**

Wednesday, July 10 from 10 to 4

NC811 Events Center, Greensboro

<https://udprb.nc.gov/Reporting-a-Violation>



UGDPRB – OVERVIEW OF 4/23/2024 CASES




UNDERGROUND
DAMAGE PREVENTION
REVIEW BOARD



32 Cases on Agenda



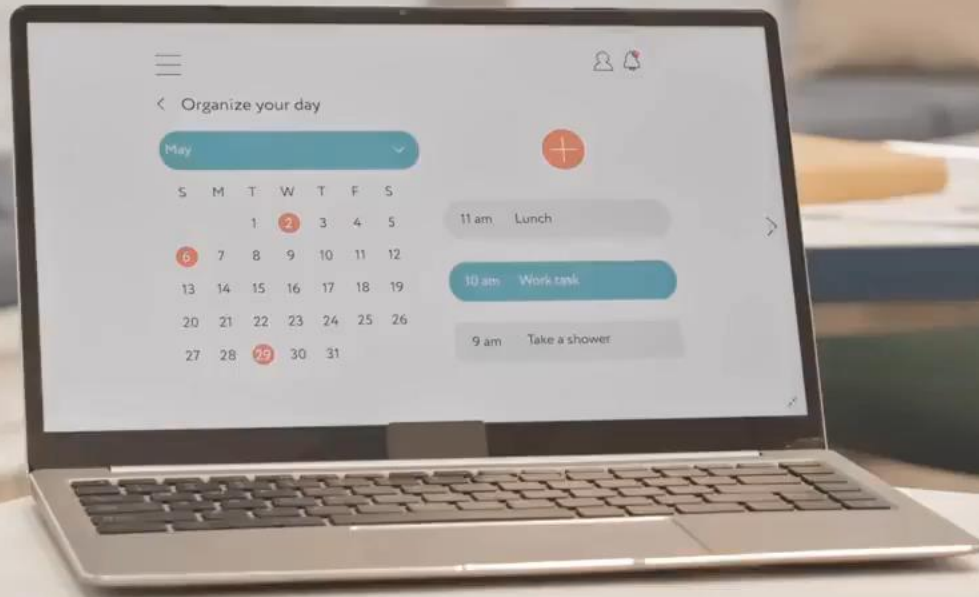
13 – Issued Pipes Plus
Training



\$34,500 issued in fines

CALENDAR

NC811 & NCUCC event calendars can be found on nc811.org or the nc811 app



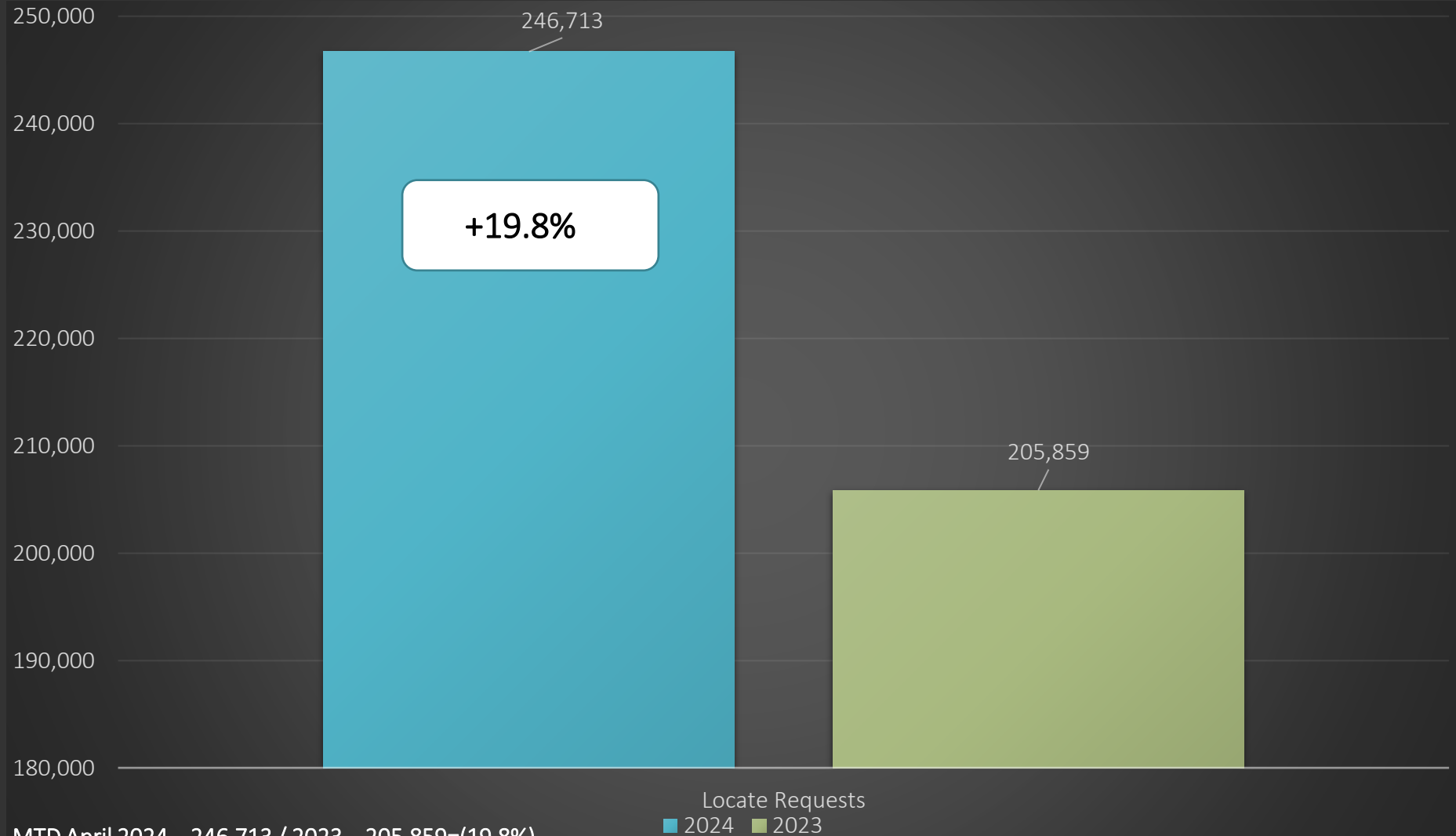


DATA INSIGHTS

Locate Request,
Transmissions,
County ticket
volume
and distribution



Locate Requests for NC - April 2024 vs 2023



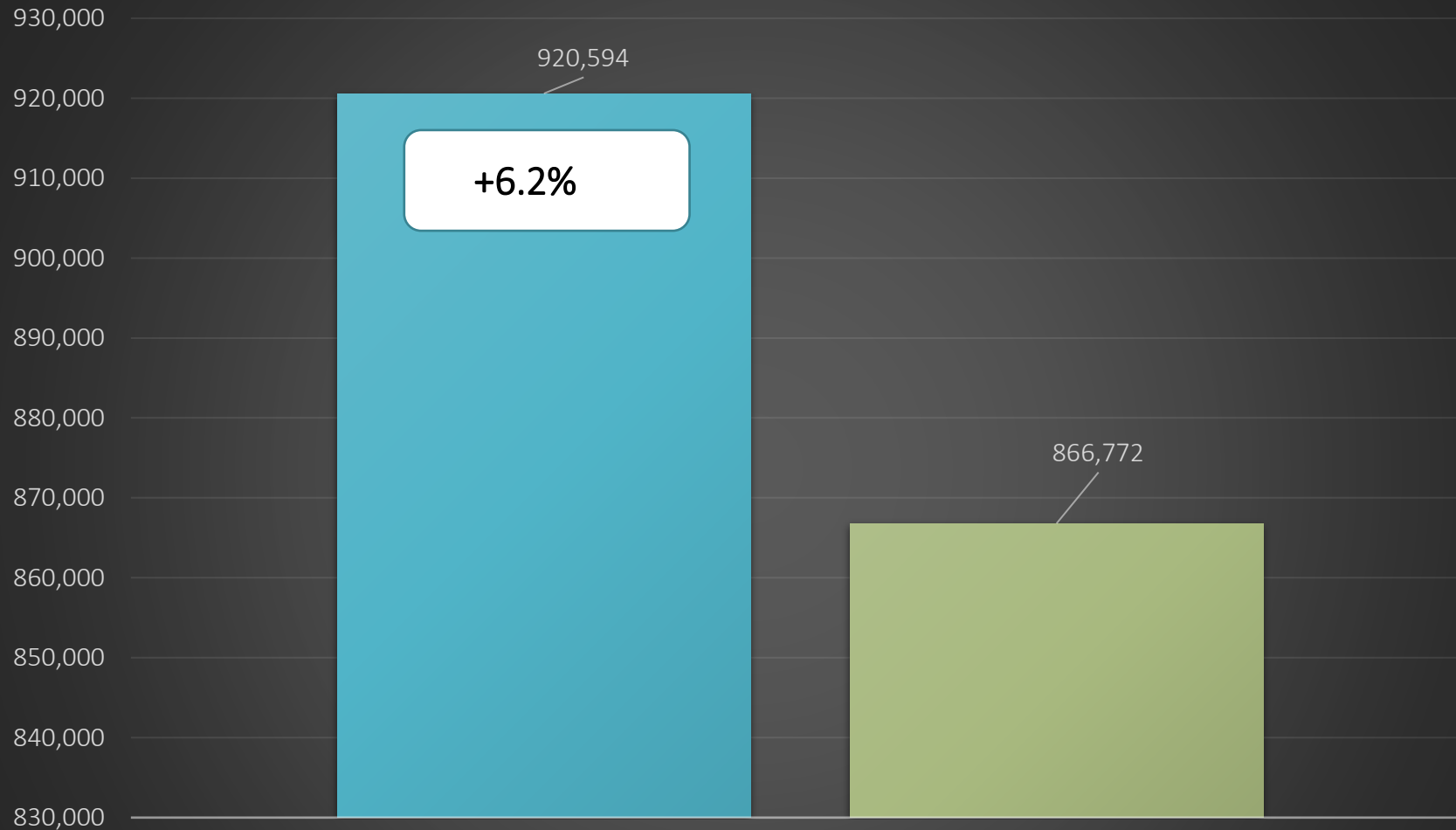
MTD April 2024 – 246,713 / 2023 – 205,859=(19.8%)

YTD 2024 – 920,594/ 2023 – 866,772 = +6.2 %

Updates for March 2024 – (76,526) = 31% of volume / February 30.5% = -.5% (Increase the month before)

Locate Requests
■ 2024 ■ 2023

Locate Requests for NC - YTD



MTD April 2024 – 246,713 / 2023 – 205,59=(19.8%)

YTD 2024 – 920,594/ 2023 – 866,772 = +6.2 %

Updates for March 2024 – (76,526) = 31% of volume /
February 30.5% = -.5% (Increase the month before)

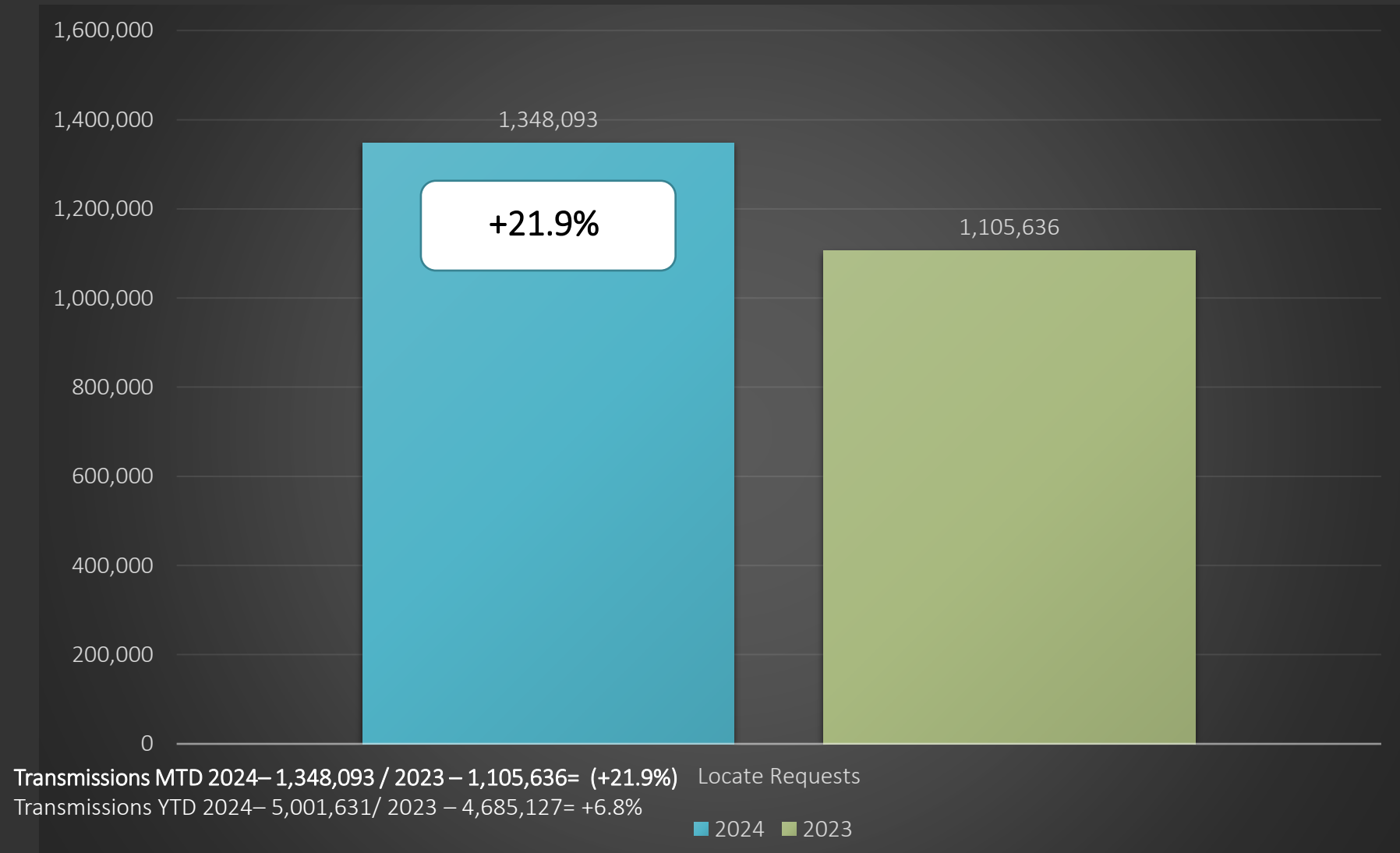
Locate Requests

■ 2024 ■ 2023

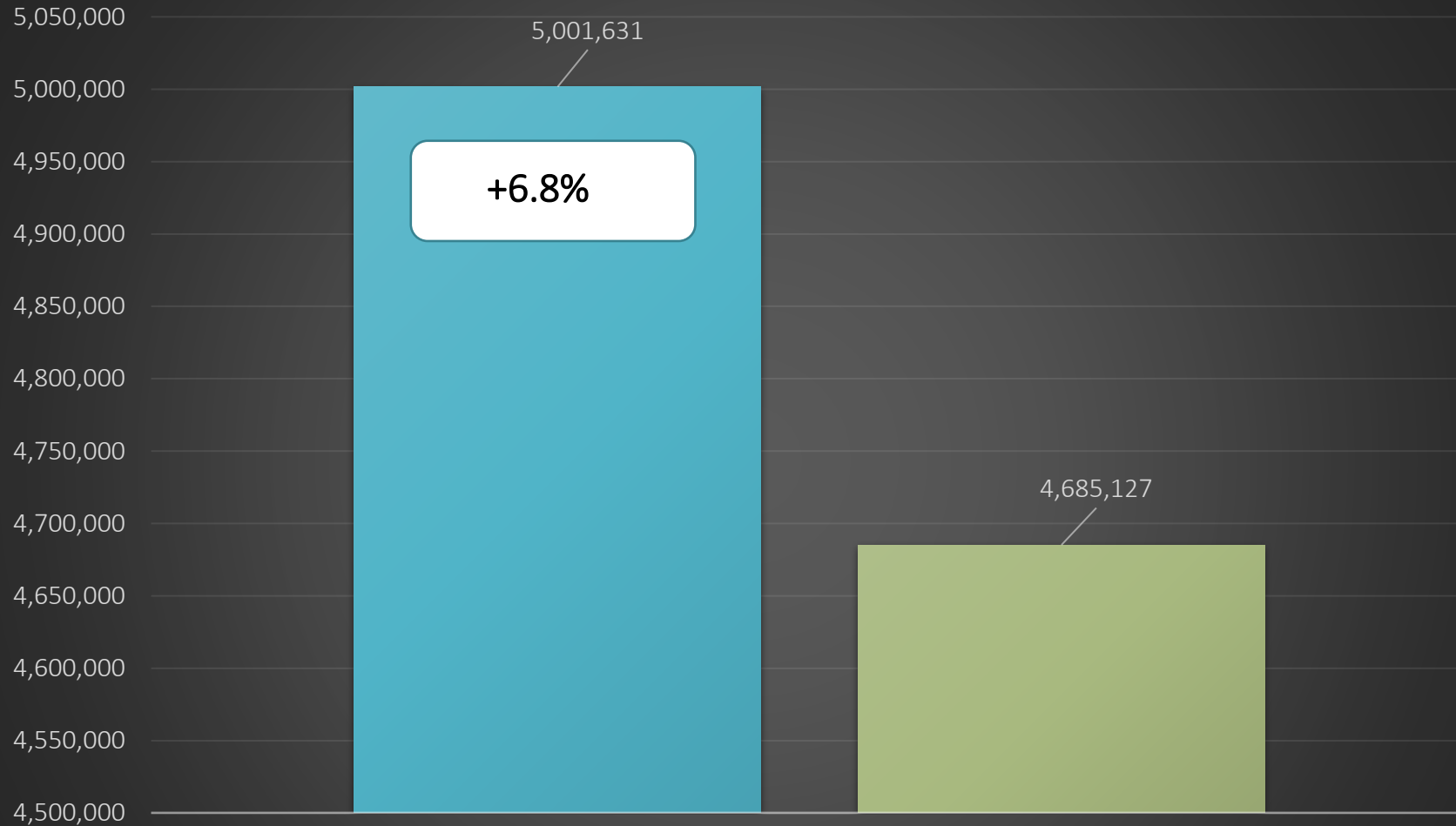




Transmissions for NC - April 24 vs 23



Transmissions for NC - YTD 2024



Transmissions MTD 2024– 1,348,093 / 2023 – 1,105,636= (+21.9%)

Transmissions YTD 2024– 5,001,631/ 2023 – 4,685,127= +6.8%

Loacte Requests
■ 2024 ■ 2023



COUNTY TICKET

2024 VS 2023

Nash	3 HR	CNCL	NEW	RXMT	UPDT	TOTAL Tickets
2023	18	7	930	12	296	1263
2024	118	23	2094	28	846	3109
+/- Var	555.6%	228.6%	125.2%	133.3%	185.8%	146.2%
		Avg Locates per Day				155

COUNTY TICKET

2024 VS 2023

Edgecombe	3 HR	CNCL	NEW	RXMT	UPDT	TOTAL Tickets
2023	27	10	556	15	183	791
2024	9	4	552	18	130	713
+/- Var	-66.7%	-60.0%	-0.7%	20.0%	-29.0%	-9.9%
		Avg Locates per Day				36

COUNTY TICKET

2024 VS 2023

Wilson	3 HR	CNCL	NEW	RXMT	UPDT	TOTAL Tickets
2023	6	6	527	9	204	752
2024	8	3	639	7	173	830
+/- Var	33.3%	-50.0%	21.3%	-22.2%	-15.2%	10.4%
		Avg Locates per Day				42

COUNTY TICKET

YTD VS PREVIOUS YEAR

Nash	3 HR	CNCL	NEW	RXMT	UPDT	TOTAL Tickets
2023	76	78	4504	57	2241	6956
2024	585	69	6690	110	2315	9769
+/- Var	669.7%	-11.5%	48.5%	93.0%	3.3%	40.4%
		Avg Locates per Day				119

COUNTY TICKET

YTD VS PREVIOUS YEAR

Edgecombe	3 HR	CNCL	NEW	RXMT	UPDT	TOTAL Tickets
2023	49	25	1803	32	449	2358
2024	41	15	2180	40	517	2793
+/- Var	-16.3%	-40.0%	20.9%	25.0%	15.1%	18.4%
		Avg Locates per Day				34

COUNTY TICKET

YTD VS PREVIOUS YEAR

Wilson	3 HR	CNCL	NEW	RXMT	UPDT	TOTAL Tickets
2023	28	28	2413	43	882	3394
2024	50	35	2740	31	744	3600
+/- Var	78.6%	25.0%	13.6%	-27.9%	-15.6%	6.1%
		Avg Locates per Day				44

COUNTY TICKET DISTRIBUTION - APRIL

County/Place	04 Apr
NASH	3109
BAILEY	141
BATTLEBORO	25
CASTALIA	11
DORTCHES	4
DRY WELLS	260
GOLD ROCK	1
MIDDLESEX	111
NASHVILLE	379
RED OAK	13
ROCKY CROSS	1

ROCKY MOUNT	1968
SALEM	1
SANDY CROSS	11
SHARPSBURG	8
SPRING HOPE	159
WHITAKERS	15
WINSTEAD CROSSROADS	1

COUNTY TICKET DISTRIBUTION - APRIL

County/Place	04 Apr
EDGECOMBE	713
BATTLEBORO	19
CONETOE	11
MACCLESFIELD	13
PINETOPS	28
PRINCEVILLE	51
ROCKY MOUNT	203
SHARPSBURG	1
SPEED	2
TARBORO	368
WHITAKERS	17

COUNTY TICKET DISTRIBUTION - APRIL

County/Place	04 Apr
WILSON	830
BLACK CREEK	15
BUCKHORN CROSSROADS	1
ELM CITY	36
KENLY	11
LUCAMA	47
SARATOGA	7
SHARPSBURG	1
SIMS	18
STANTONSBURG	23
WILSON	671

DAMAGES

DIRT Damage Information
Reporting Tool



April Damages

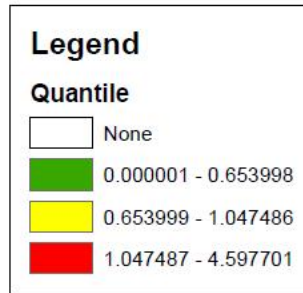
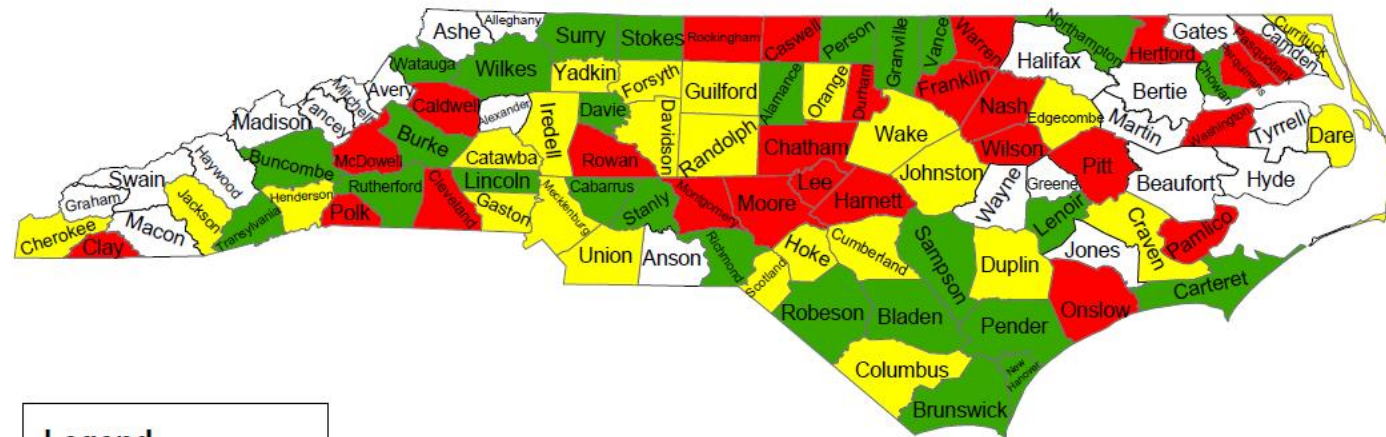
NC-Alamance	9
NC-Bladen	1
NC-Brunswick	18
NC-Buncombe	21
NC-Burke	2
NC-Cabarrus	16
NC-Caldwell	4
NC-Carteret	5
NC-Caswell	2
NC-Catawba	29
NC-Chatham	22
NC-Cherokee	1
NC-Chowan	2
NC-Clay	3
NC-Cleveland	30
NC-Columbus	6
NC-Craven	19
NC-Cumberland	45
NC-Currituck	3
NC-Dare	7
NC-Davidson	15
NC-Davie	4

NC-Duplin	5
NC-Durham	124
NC-Edgecombe	3
NC-Forsyth	33
NC-Franklin	10
NC-Gaston	27
NC-Granville	1
NC-Guilford	42
NC-Harnett	34
NC-Henderson	11
NC-Hertford	3
NC-Hoke	5
NC-Iredell	23
NC-Jackson	2
NC-Johnston	17
NC-Lee	14
NC-Lenoir	4
NC-Lincoln	5
NC-McDowell	3
NC-Mecklenburg	184
NC-Montgomery	2
NC-Moore	16
NC-Nash	25
NC-New Hanover	13
NC-Northampton	1

NC-Onslow	16
NC-Orange	22
NC-Pamlico	4
NC-Pasquotank	7
NC-Pender	7
NC-Perquimans	7
NC-Person	1
NC-Pitt	23
NC-Polk	4
NC-Randolph	9
NC-Richmond	1
NC-Robeson	7
NC-Rockingham	11
NC-Rowan	16
NC-Rutherford	2
NC-Sampson	1
NC-Scotland	2
NC-Stanly	2
NC-Stokes	1
NC-Surry	1
NC-Transylvania	1
NC-Union	42
NC-Wake	208
NC-Warren	2

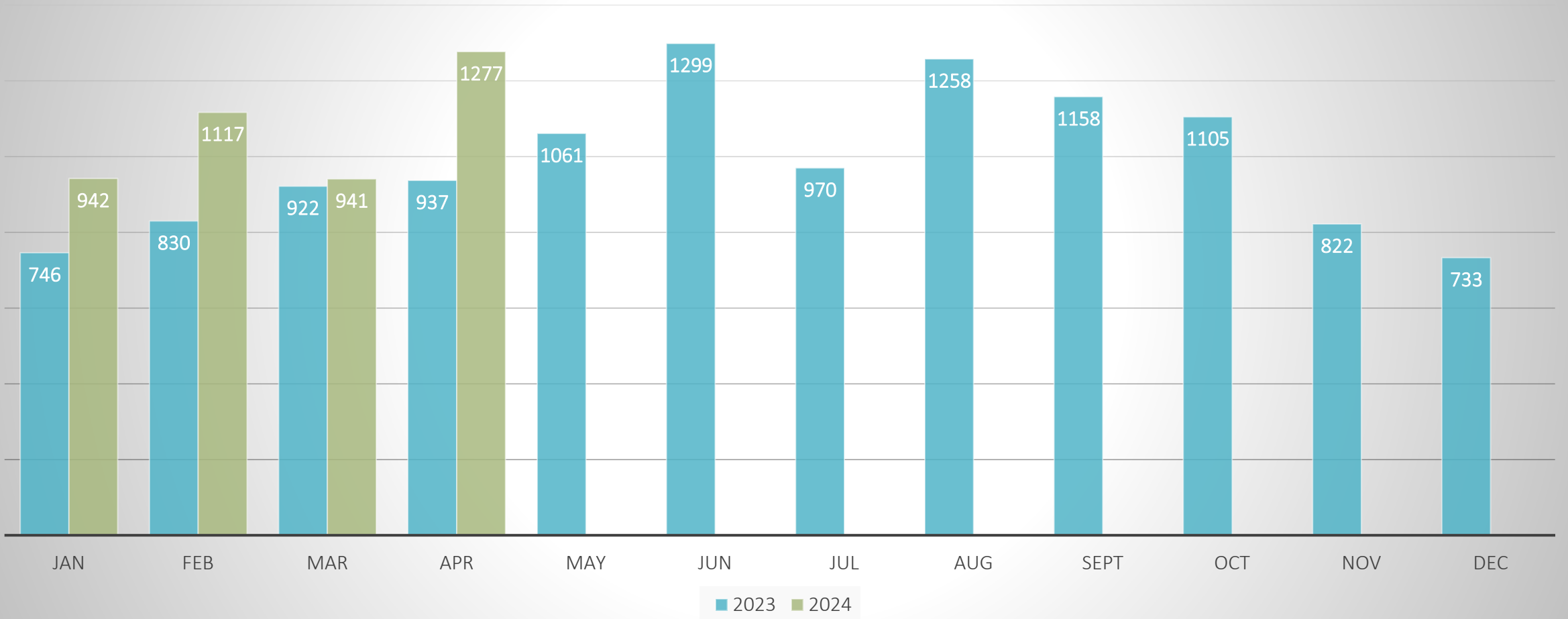
NC-Washington	1
NC-Watauga	1
NC-Wilkes	1
NC-Wilson	5
NC-Yadkin	3

Grand Total 1,277



Damages Per 1,000 Transmissions

Damages in North Carolina 2024 vs 2023



Top 10 Callers for Nash

Rank	Name	Totals
1	PIEDMONT UTILITY GROUP, LLC	452
2	FUTURE COMMUNICATIONS	344
3	CONNECT ONE	118
4	UNDERGROUND ARREAGA INC.	98
5	CHATELL SERVICES, INC	89
6	HERNANDEZ FIBER	84
7	W G UNDERGROUND, LLC	75
8	OCALEAHAGHAN CABLE SERVICE	73
9	PIKE ELECTRIC	69
10	JRS CONTRACTOR SERVICES, LLC	64

Top 10 Callers for Edgecombe

Rank	Name	Totals
1	BCJ CONSTRUCTION, LLC	84
2	UNDERGROUND ARREAGA INC.	71
3	AROD UNDERGROUND, INC	47
4	WILLIS CABLE CONSTRUCTION, INC	33
5	PIKE ELECTRIC	26
6	T A LOVING COMPANY	25
7	NCDOT	25
8	DOMINION ENERGY	20
9	TOWN OF TARBORO	17
10	E&P UNDERGROUND UTILITIES	15

Top 10 Callers for Wilson

Rank	Name	Totals
1	T AND R UNDERGROUND CONSTRUCTION	60
2	CITY OF WILSON	53
3	CITY OF WILSON	45
4	B & G PIPELINE COMPANY	40
5	CITY OF WILSON	40
6	CITY OF WILSON	33
7	NCDOT	30
8	ITG	29
9	MOFFAT PIPE	28
10	PARKER STOCKSTILL CONSTRUCTION, INC	25



The new Safe Digging Express trailer

nc811.org/digsafe-discovery/





NC 811.ORG EDUCATION TEAM



Parrish
Reddick
Piedmont Liaison



Steven Moore
Media Relations
Specialist



Ann Rushing
Education
Manager



Tami Groves
Southeast
Liaison



Howard
Corey
Eastern Liaison



Tyler Ross
Western Liaison



Follow NCUCC on Facebook. There we will post meeting info, schedules, photos and videos and joint conference updates.

facebook.com/ncucc1

THANK YOU

A copy of this presentation is available at

www.ncucc.org

If this meeting was virtual or hybrid, a video is available on ncucc.org. Go to County UCC's.

The video will be listed under the month and year the meeting took place.