

NC811
MONTHLY
UPDATE
MAY 2024



OUTER BANKS

UPCOMING MEETINGS

- **Locate Resolution Partnership Committee**

Wednesday, May 15 from 11 to 1

NC811 Events Center, Greensboro

<https://ncucc.org/locate-resolution-partnership-committee/>

- **Underground Damage Prevention Review Board**

Wednesday, July 10 from 10 to 4

NC811 Events Center, Greensboro

<https://udprb.nc.gov/Reporting-a-Violation>



UGDPRB – OVERVIEW OF 4/23/2024 CASES




UNDERGROUND
DAMAGE PREVENTION
REVIEW BOARD



32 Cases on Agenda



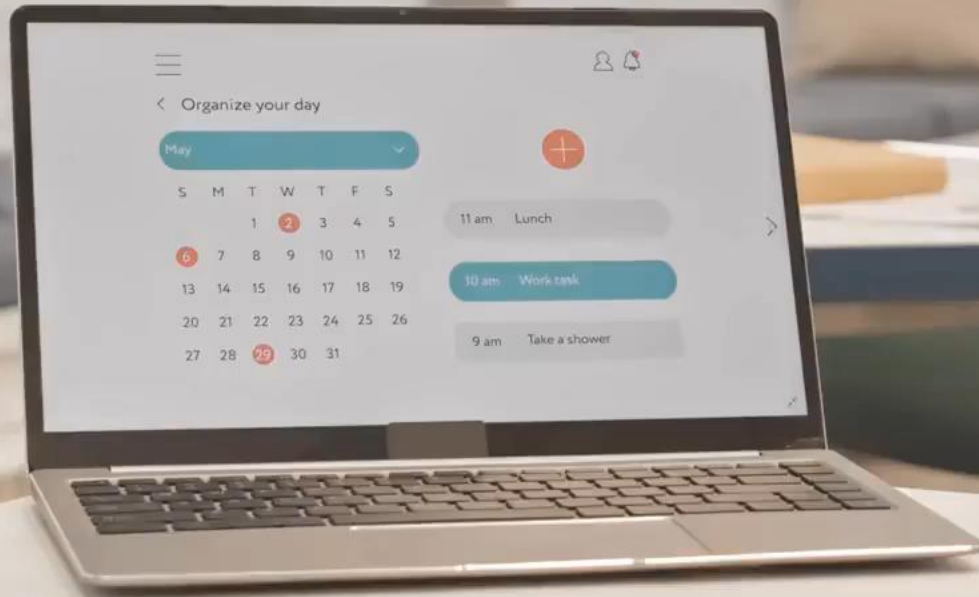
13 – Issued Pipes Plus
Training



\$34,500 issued in fines

CALENDAR

NC811 & NCUCC event calendars can be found on nc811.org or the nc811 app



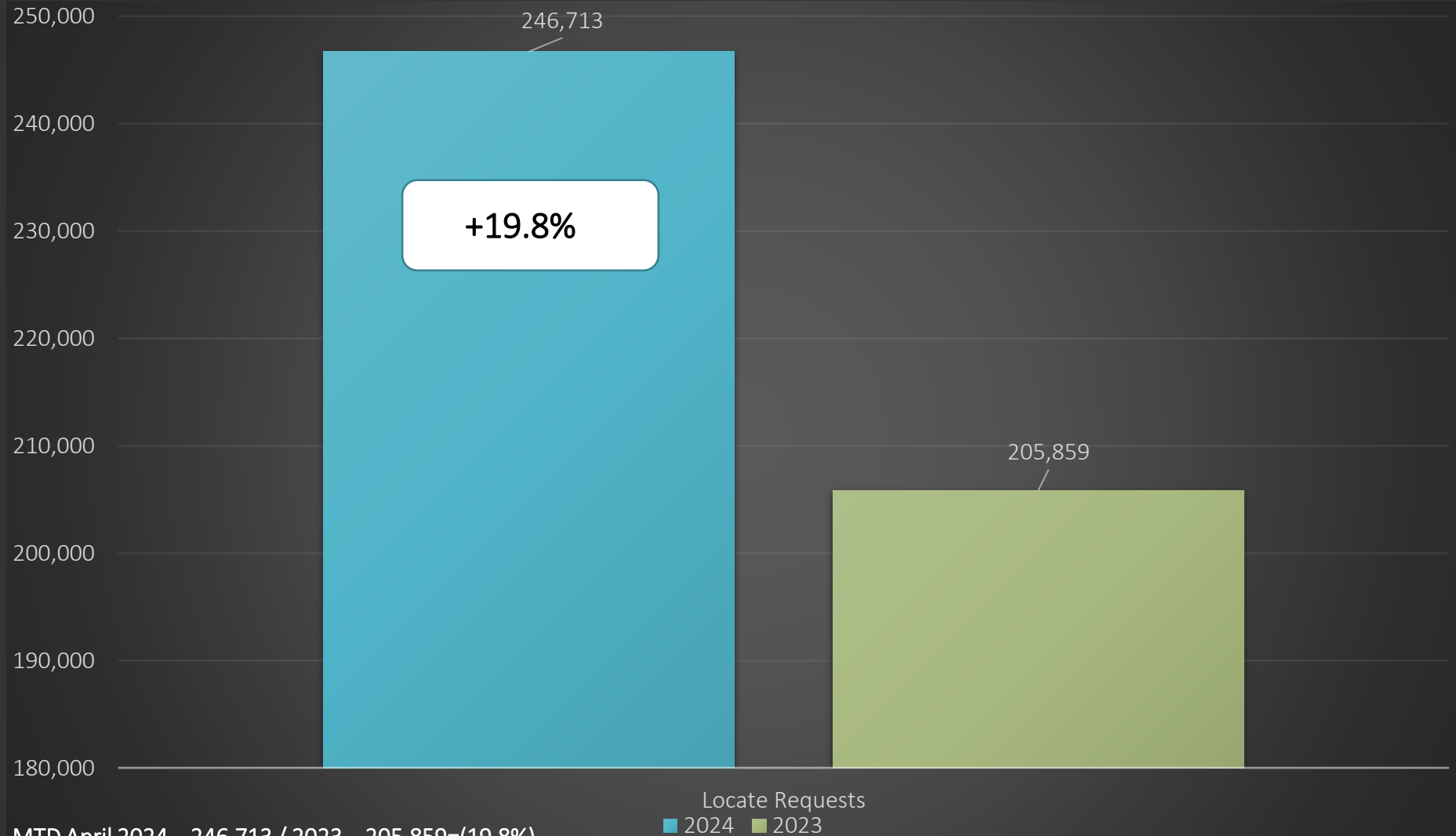


DATA INSIGHTS

Locate Request,
Transmissions,
County ticket
volume
and distribution



Locate Requests for NC - April 2024 vs 2023



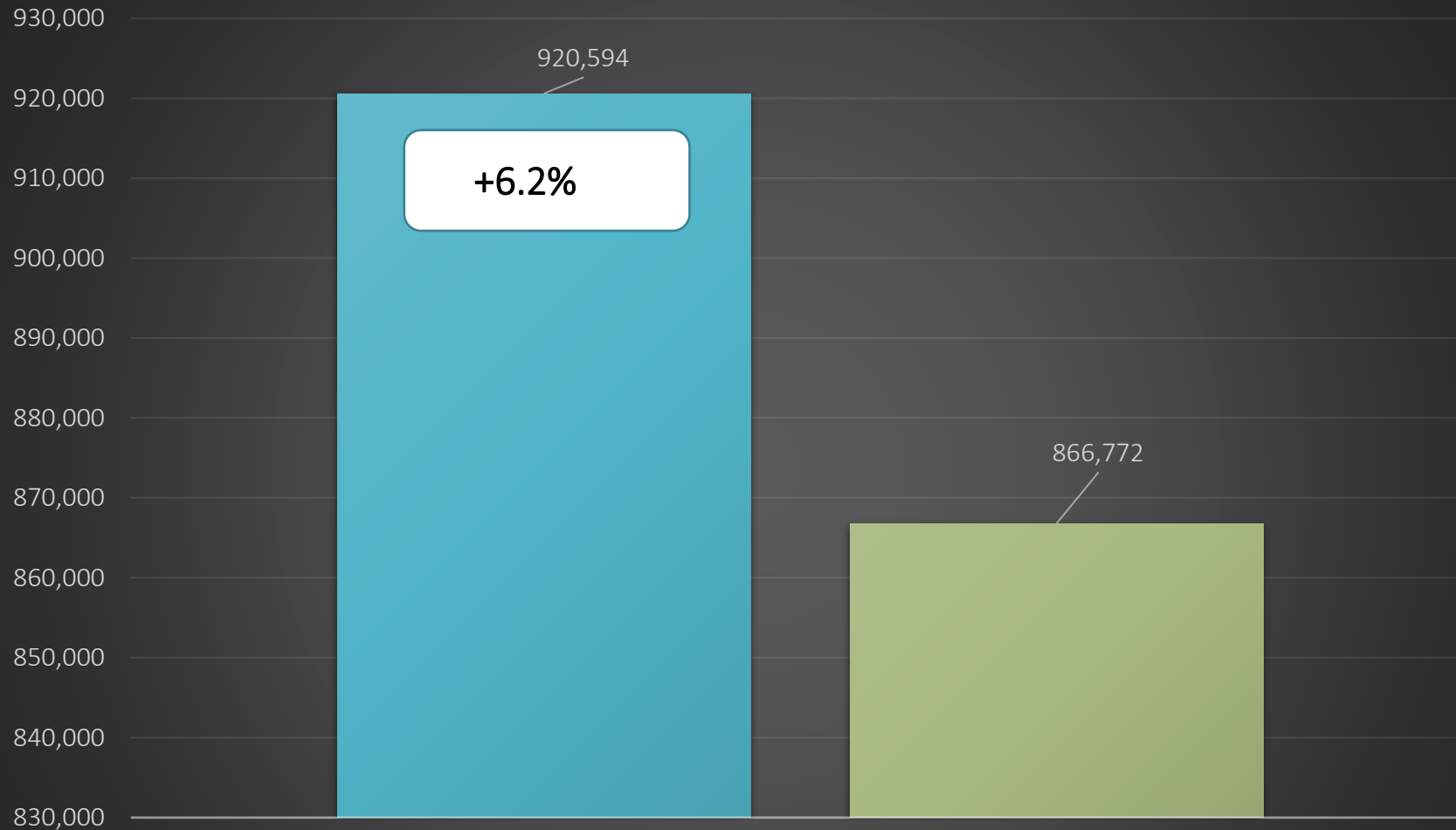
MTD April 2024 – 246,713 / 2023 – 205,859=(19.8%)

YTD 2024 – 920,594/ 2023 – 866,772 = +6.2 %

Updates for March 2024 – (76,526) = 31% of volume / February 30.5% = -.5% (Increase the month before)

Locate Requests
■ 2024 ■ 2023

Locate Requests for NC - YTD



MTD April 2024 – 246,713 / 2023 – 205,59=(19.8%)

YTD 2024 – 920,594/ 2023 – 866,772 = +6.2 %

Updates for March 2024 – (76,526) = 31% of volume /

February 30.5% = -.5% (Increase the month before)

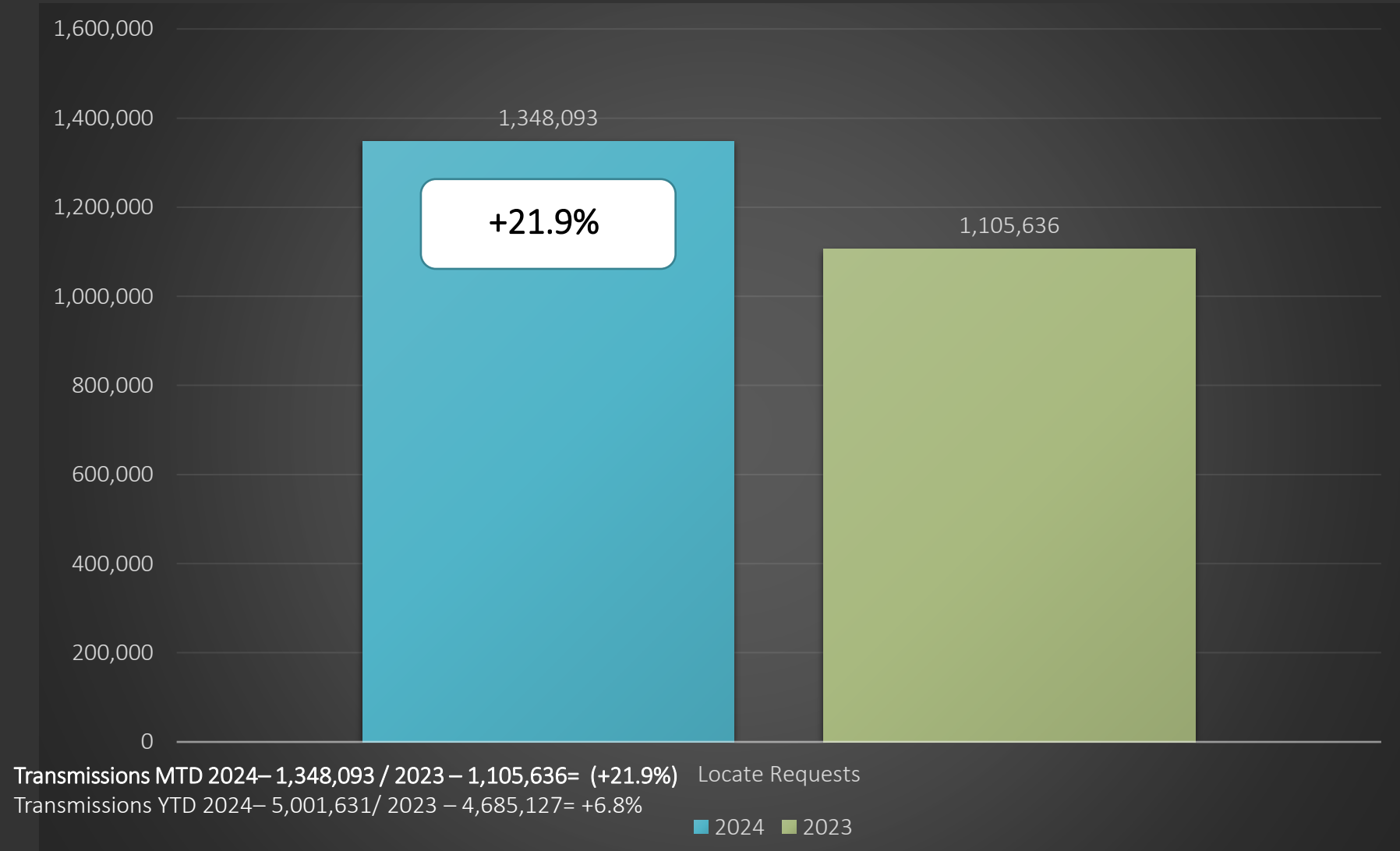
Locate Requests

■ 2024 ■ 2023

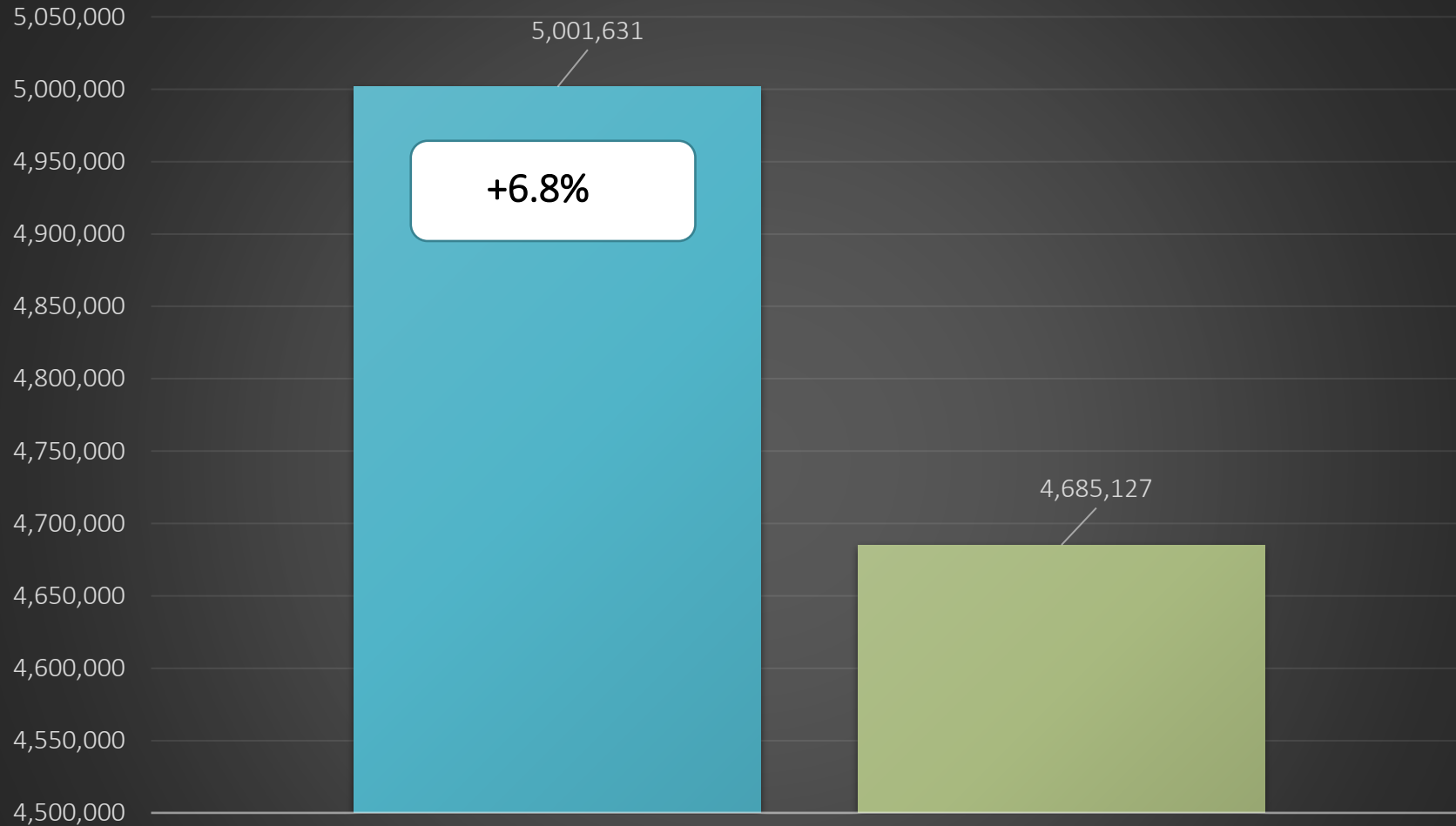




Transmissions for NC - April 24 vs 23



Transmissions for NC - YTD 2024



Transmissions MTD 2024– 1,348,093 / 2023 – 1,105,636= (+21.9%)

Transmissions YTD 2024– 5,001,631/ 2023 – 4,685,127= +6.8%

Loacte Requests
■ 2024 ■ 2023



COUNTY TICKET

2024 VS 2023

Dare	3 HR	CNCL	NEW	RXMT	UPDT	TOTAL Tickets
2023	58	10	967	23	319	1377
2024	177	77	1313	144	495	2206
+/- Var	205.2%	670.0%	35.8%	526.1%	55.2%	60.2%
		Avg Locates per Day				110

COUNTY TICKET

2024 VS 2023

Currituck	3 HR	CNCL	NEW	RXMT	UPDT	TOTAL Tickets
2023	35	7	545	17	67	671
2024	101	6	758	24	74	963
+/- Var	188.6%	-14.3%	39.1%	41.2%	10.4%	43.5%
		Avg Locates per Day				48

COUNTY TICKET

YTD VS PREVIOUS YEAR

Dare	3 HR	CNCL	NEW	RXMT	UPDT	TOTAL Tickets
2023	209	24	3316	85	1367	5001
2024	953	150	5169	241	2084	8597
+/- Var	356.0%	525.0%	55.9%	183.5%	52.5%	71.9%
		Avg Locates per Day				105

COUNTY TICKET

YTD VS PREVIOUS YEAR

Currituck	3 HR	CNCL	NEW	RXMT	UPDT	TOTAL Tickets
2023	101	19	2272	65	304	2761
2024	305	17	2694	49	265	3330
+/- Var	202.0%	-10.5%	18.6%	-24.6%	-12.8%	20.6%
		Avg Locates per Day				41

COUNTY TICKET DISTRIBUTION - APRIL

County/Place	04 Apr
DARE	2206
AVON	35
BUXTON	35
COLINGTON	13
DUCK	125
EAST LAKE	10
FRISCO	11
HATTERAS	19
KILL DEVIL HILLS	736
KITTY HAWK	199
MANNS HARBOR	5
MANTEO	168
MARTINS POINT	2

NAGS HEAD	526
RODANTHE	13
SALVO	6
SOUTHERN SHORES	250
WANCHESE	47
WAVES	6

COUNTY TICKET DISTRIBUTION - APRIL

County/Place	04 Apr
CURRITUCK	963
AYDLETT	11
BARCO	13
COINJOCK	9
COROLLA	207
CURRITUCK	29
GRANDY	41
GREGORY	1
HARBINGER	93
JARVISBURG	27
KNOTTS ISLAND	25
MAPLE	3

MOYOCK	450
PANTHER LANDING	1
POINT HARBOR	12
POPLAR BRANCH	16
POWELLS POINT	14
SHAWBORO	9
WATERLILY	2

DAMAGES

DIRT Damage Information
Reporting Tool



April Damages

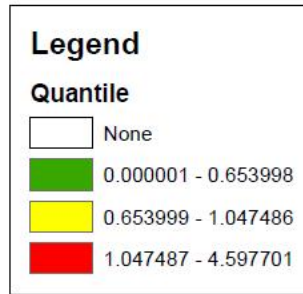
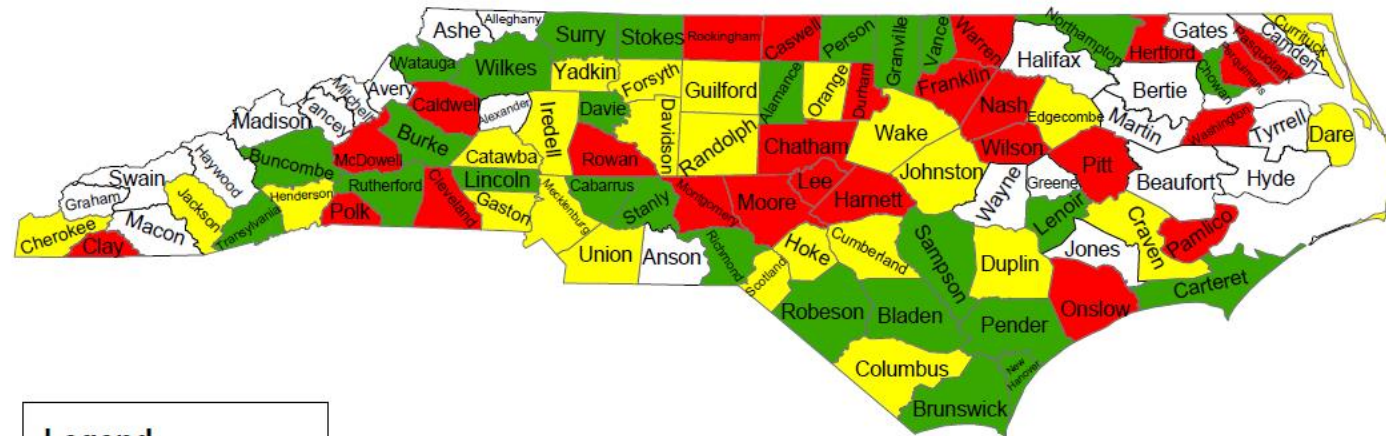
NC-Alamance	9
NC-Bladen	1
NC-Brunswick	18
NC-Buncombe	21
NC-Burke	2
NC-Cabarrus	16
NC-Caldwell	4
NC-Carteret	5
NC-Caswell	2
NC-Catawba	29
NC-Chatham	22
NC-Cherokee	1
NC-Chowan	2
NC-Clay	3
NC-Cleveland	30
NC-Columbus	6
NC-Craven	19
NC-Cumberland	45
NC-Currituck	3
NC-Dare	7
NC-Davidson	15
NC-Davie	4

NC-Duplin	5
NC-Durham	124
NC-Edgecombe	3
NC-Forsyth	33
NC-Franklin	10
NC-Gaston	27
NC-Granville	1
NC-Guilford	42
NC-Harnett	34
NC-Henderson	11
NC-Hertford	3
NC-Hoke	5
NC-Iredell	23
NC-Jackson	2
NC-Johnston	17
NC-Lee	14
NC-Lenoir	4
NC-Lincoln	5
NC-McDowell	3
NC-Mecklenburg	184
NC-Montgomery	2
NC-Moore	16
NC-Nash	25
NC-New Hanover	13
NC-Northampton	1

NC-Onslow	16
NC-Orange	22
NC-Pamlico	4
NC-Pasquotank	4
NC-Pender	7
NC-Perquimans	7
NC-Person	1
NC-Pitt	23
NC-Polk	4
NC-Randolph	9
NC-Richmond	1
NC-Robeson	7
NC-Rockingham	11
NC-Rowan	16
NC-Rutherford	2
NC-Scotland	2
NC-Stanly	2
NC-Stokes	1
NC-Surry	1
NC-Transylvania	1
NC-Union	42
NC-Wake	208
NC-Warren	2

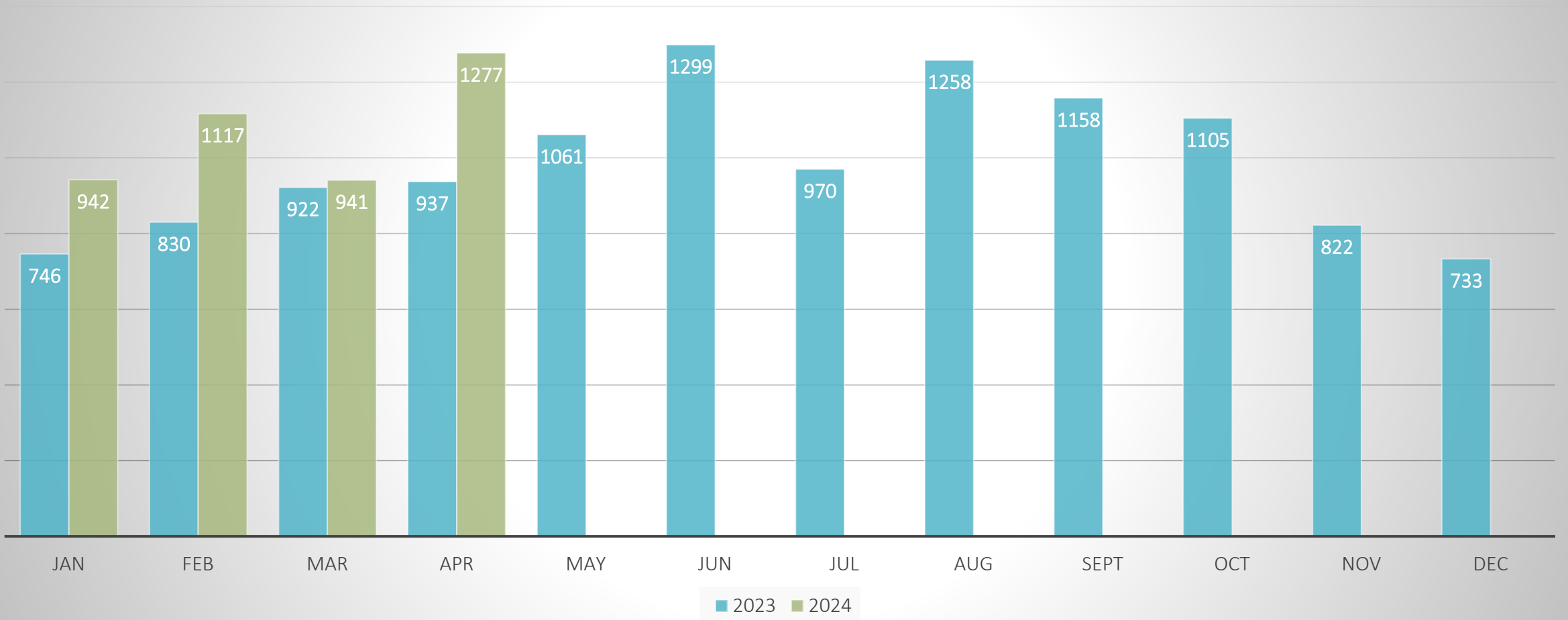
NC-Washington	1
NC-Watauga	1
NC-Wilkes	1
NC-Wilson	5
NC-Yadkin	3

Grand Total 1,277



Damages Per 1,000 Transmissions

Damages in North Carolina 2024 vs 2023



Top 10 Callers for Dare

Rank	Name	Totals
1	HYPER NETWORKS, LLC	611
2	FRED SMITH COMPANY	231
3	MUDD INVESTMENTS	108
4	DRAKE HDD, LLC	100
5	MARTINEZ UNDERGROUND	96
6	M & M TECH CORP	80
7	MASTEC	63
8	MARTINEZ UNDERGROUND	59
9	SPEEDIES UNDERGROUND SERVICES, INC	51
10	AROD UNDERGROUND, INC	45

Top 10 Callers for Currituck

Rank	Name	Totals
1	MASTEC	95
2	BORE UNDERGROUND SOLUTIONS	76
3	FULL CIRCLE CONCEPTS	60
4	PARKER STOCKSTILL CONSTRUCTION, INC	37
5	EZ TICKETS	33
6	EZ EQUIPMENT INC	33
7	W & W UNDERGROUND	32
8	JCC UNDERGROUND SERVICE, LLC	32
9	ROADSAFE TRAFFIC SYSTEMS	26
10	ATLANTIC FOUNDATIONS, INC	25



The new Safe Digging Express trailer

nc811.org/digsafe-discovery/





NC 811.ORG EDUCATION TEAM



Parrish
Reddick
Piedmont Liaison



Steven Moore
Media Relations
Specialist



Ann Rushing
Education
Manager



Tami Groves
Southeast
Liaison



Howard
Corey
Eastern Liaison



Tyler Ross
Western Liaison



Follow NCUCC on Facebook. There we will post meeting info, schedules, photos and videos and joint conference updates.

facebook.com/ncucc1

THANK YOU

A copy of this presentation is available at

www.ncucc.org

If this meeting was virtual or hybrid, a video is available on ncucc.org. Go to County UCC's.

The video will be listed under the month and year the meeting took place.