

UCC Sign-In Sheet

Date: 6 / 24 / 2024

[illegible]



NC811
MONTHLY
UPDATE
JUNE 2024

BLADEN/COLUMBUS



JUNE IS NATIONAL SAFETY MONTH



UPCOMING MEETINGS

- **NC State UCC Meeting**
Tuesday, July 9 from 10 to 12
Charlotte Water, 4100 W Tyvola Rd, Charlotte
- **Underground Damage Prevention Review Board**
Wednesday, July 10 from 10 to 4
NC811 Events Center, Greensboro
<https://udprb.nc.gov/Reporting-a-Violation>
- **Locate Resolution Partnership Committee**
Wednesday, July 17 from 11 to 1
NC811 Events Center, Greensboro
<https://ncucc.org/locate-resolution-partnership-committee/>



UPCOMING MEETINGS

- **NC811 Board Meeting**
Friday, July 19 from 8 to 12
Crowne Plaza Resort, 1 Resort Dr, Asheville

Contact Virginia: virginia@nc811.org





TRENCH SAFETY STAND DOWN WEEK

JUNE 17-23, 2024

What is a Safety Stand Down?

A Safety Stand Down presents the opportunity for employers to talk directly to employees and others about safety.

These Stand Downs will focus on trench & excavation hazards and reinforce the importance of using trench protective systems and protecting workers from trenching hazards.

Visit: <http://nuca.com/tssd/>

CALENDAR

NC811 & NCUCC event
calendars can be found
on nc811.org or the nc811
app



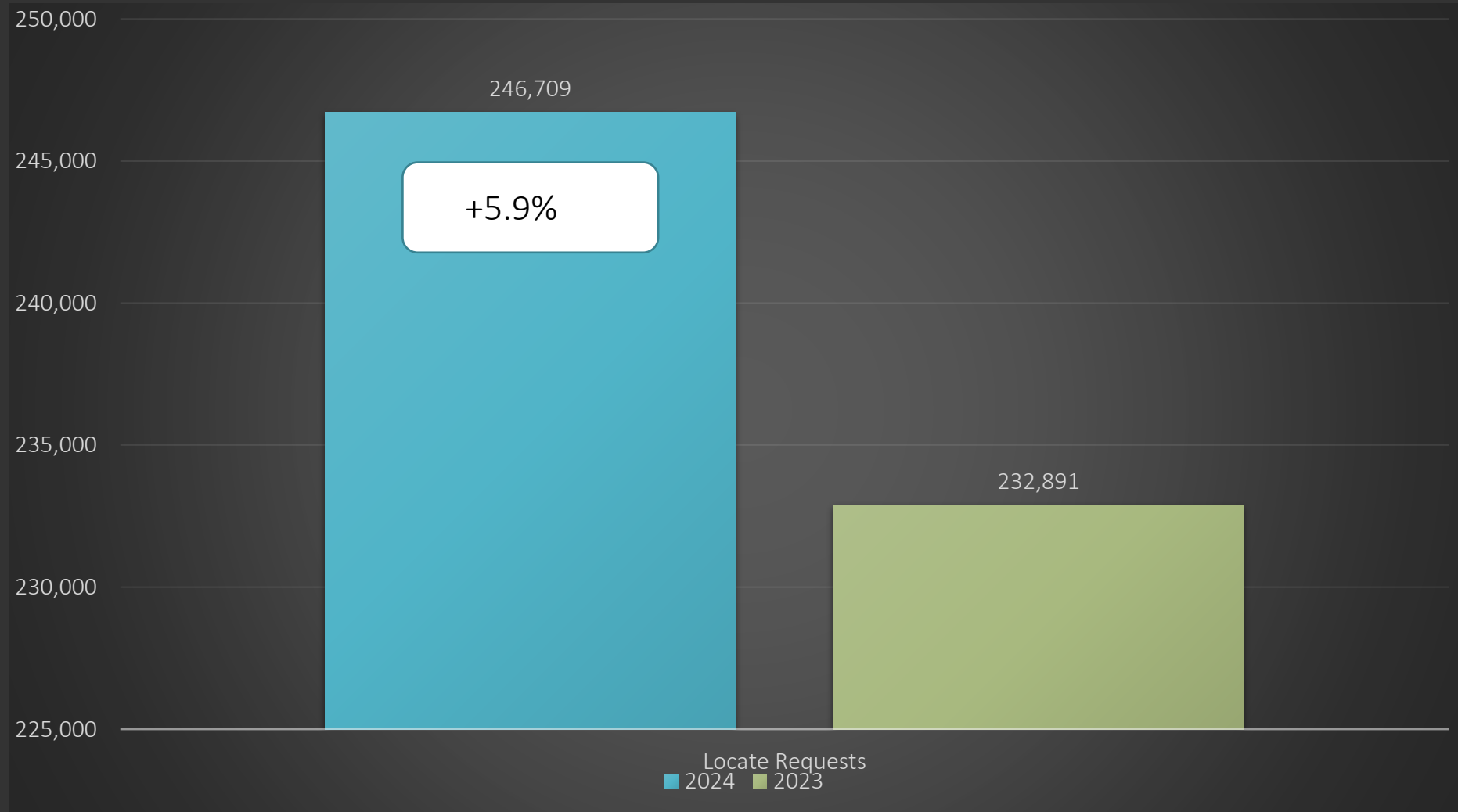


DATA INSIGHTS

Locate Request,
Transmissions,
County ticket
volume
and distribution



Locate Requests for NC - May 2024 vs 2023

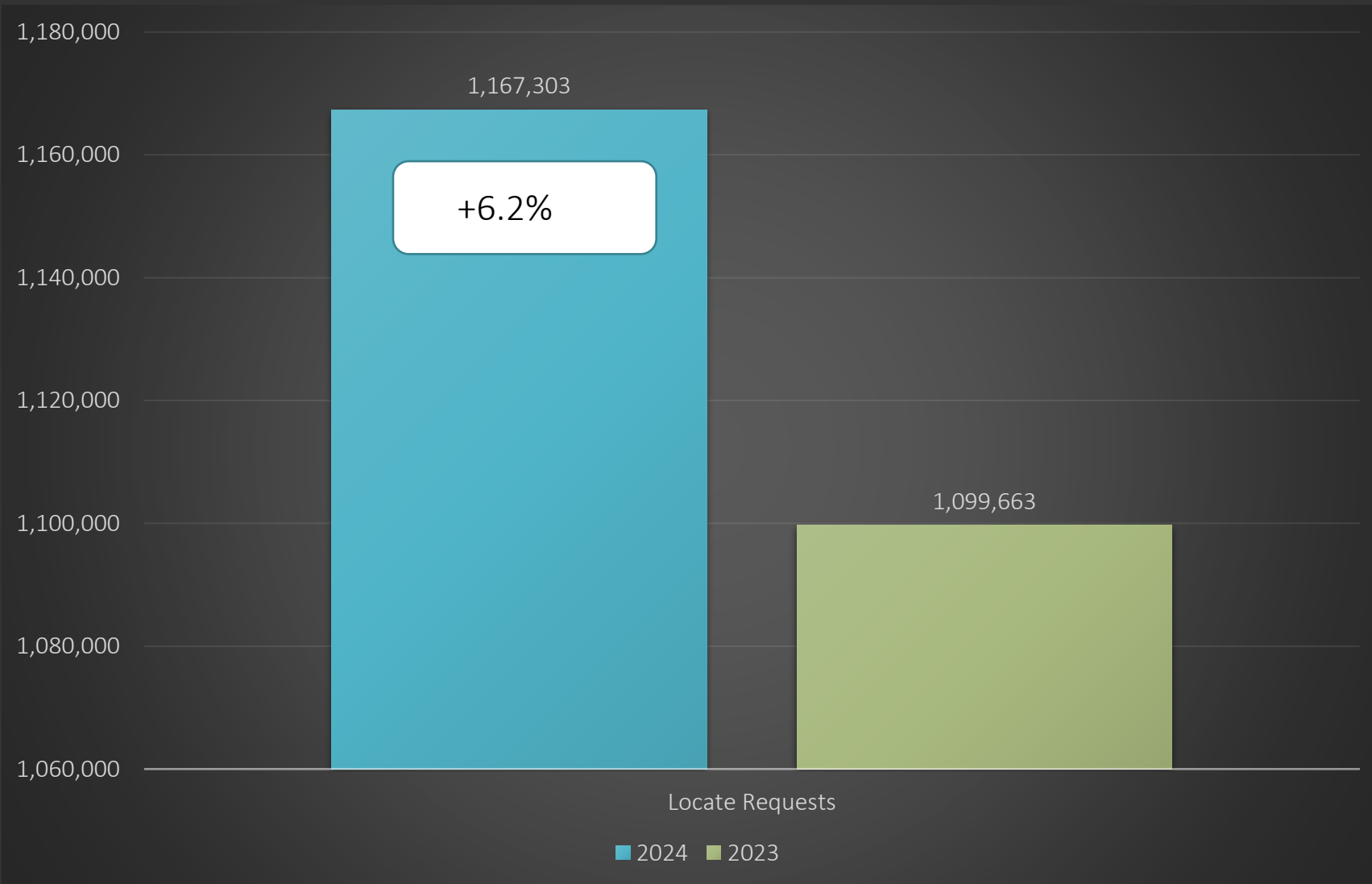


MTD May 2024 – 246,709 / 2023 – 232,891=(5.9%)

YTD 2024 – 1,167,303/ 2023 – 1,099,663 = +6.2 %

Updates for March 2024 – (79,139) = 32.1% of volume / April 31% = -1.1% (Increase the month before)

Locate Requests for NC - YTD



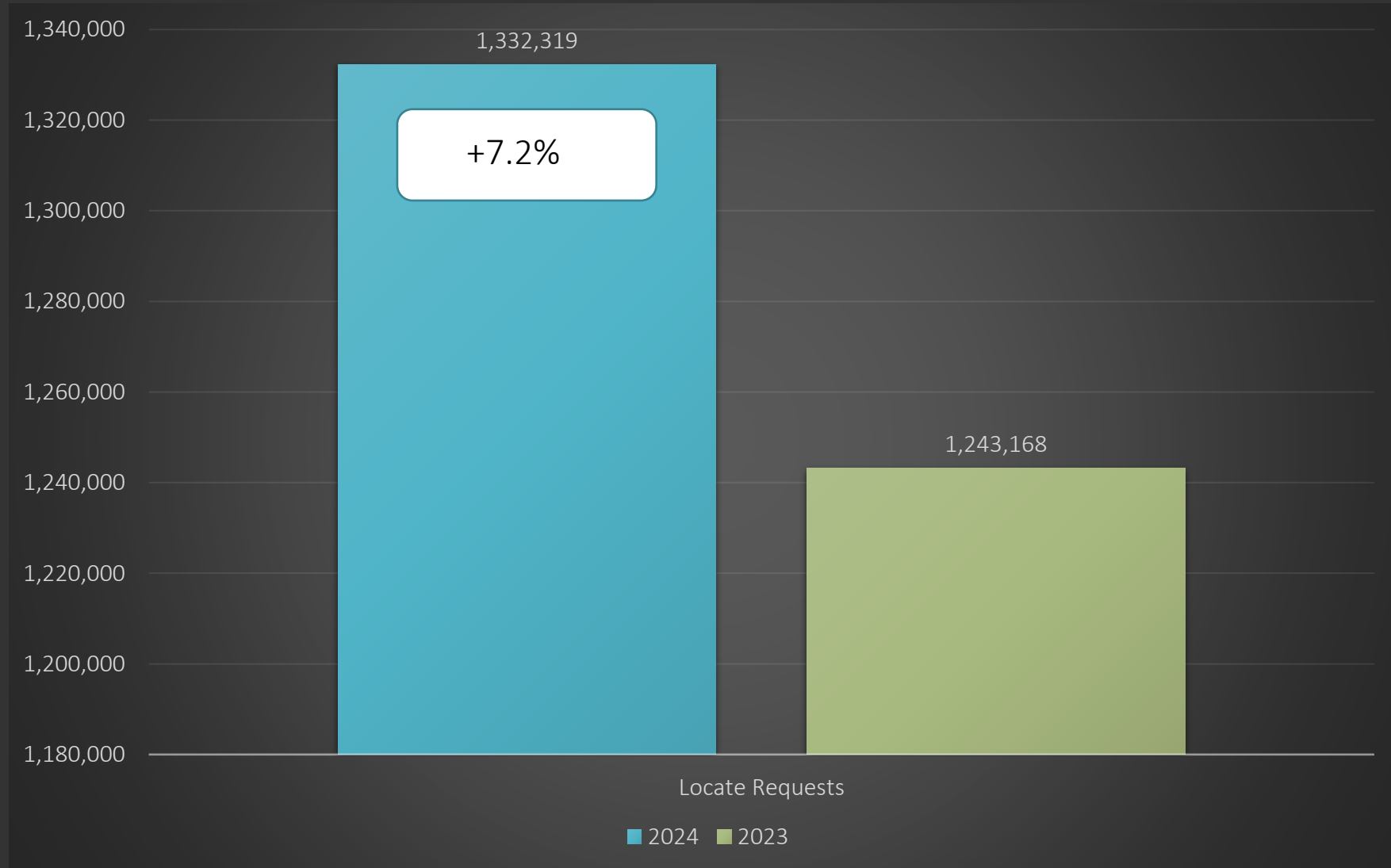
MTD May 2024 – 246,709 / 2023 – 232,891=(5.9%)

YTD 2024 – 1,167,303/ 2023 – 1,099,663 = +6.2 %

Updates for March 2024 – (79,139) = 32.1% of volume / April 31% = -1.1% (Increase the month before)



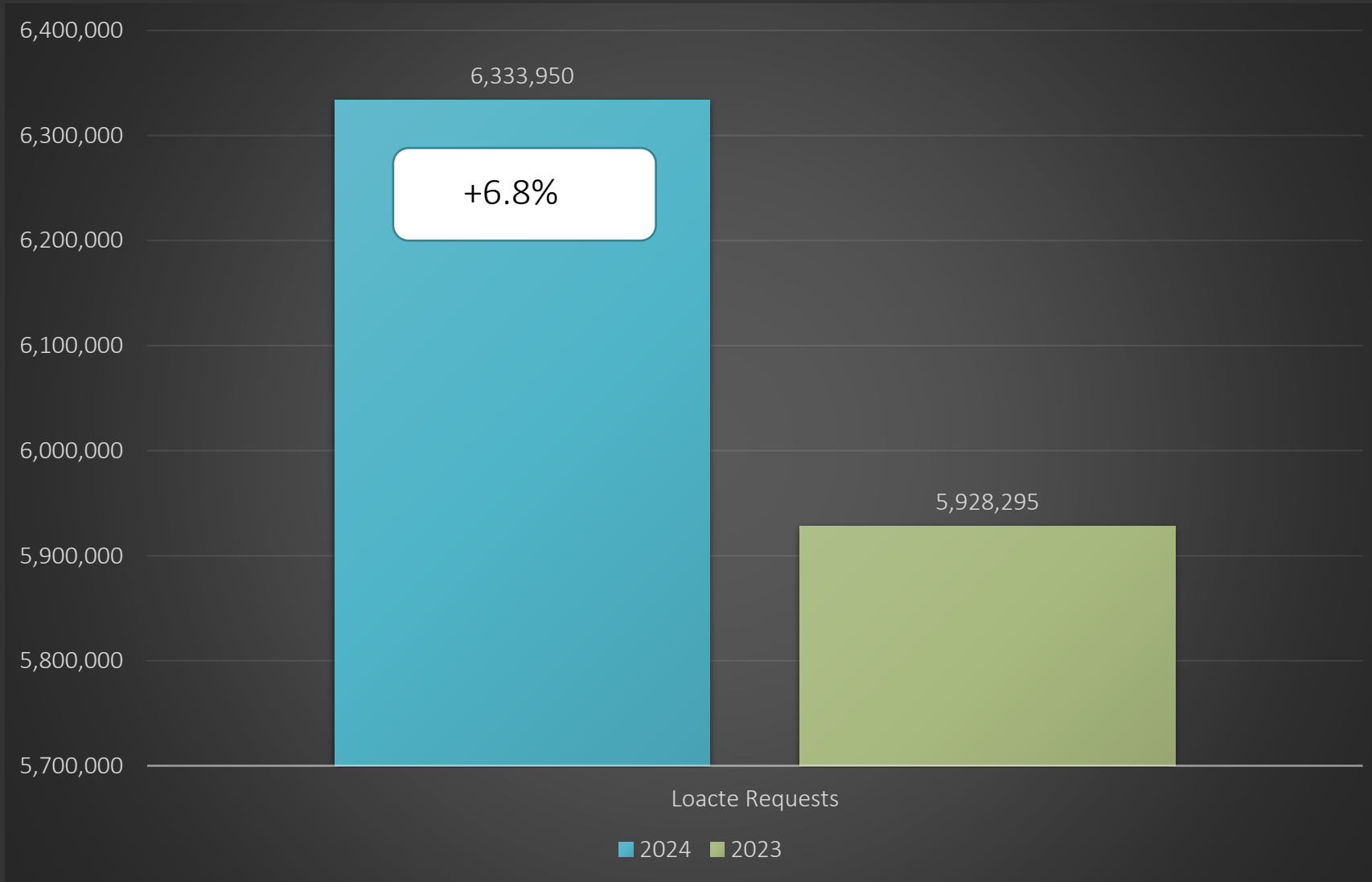
Transmissions for NC - May 24 vs 23



Transmissions MTD 2024– 1,332,319 / 2023 – 1,243,168= (+7.2%)

Transmissions YTD 2024– 6,333,950/ 2023 – 5,928,295= +6.8%

Transmissions for NC - YTD 2024



Transmissions MTD 2024– 1,332,319 / 2023 – 1,243,168= (+7.2%)

Transmissions YTD 2024– 6,333,950/ 2023 – 5,928,295= +6.8%



COUNTY TICKET

2024 VS 2023

Bladen	3 HR	CNCL	NEW	RXMT	UPDT	TOTAL Tickets
2023	10	11	579	9	220	829
2024	4	4	314	2	86	410
+/- Var	-60.0%	-63.6%	-45.8%	-77.8%	-60.9%	-50.5%
		Avg Locates per Day				19

COUNTY TICKET

2024 VS 2023

Columbus	3 HR	CNCL	NEW	RXMT	UPDT	TOTAL Tickets
2023	30	14	924	9	667	1644
2024	13	13	668	10	1135	1839
+/- Var	-56.7%	-7.1%	-27.7%	11.1%	70.2%	11.9%
		Avg Locates per Day				84

COUNTY TICKET

YTD VS PREVIOUS YEAR

Bladen	3 HR	CNCL	NEW	RXMT	UPDT	TOTAL Tickets
2023	150	33	2184	38	1227	3632
2024	43	13	1631	19	587	2293
+/- Var	-71.3%	-60.6%	-25.3%	-50.0%	-52.2%	-36.9%
		Avg Locates per Day				22

COUNTY TICKET

YTD VS PREVIOUS YEAR

Columbus	3 HR	CNCL	NEW	RXMT	UPDT	TOTAL Tickets
2023	142	52	3786	120	3111	7211
2024	61	53	3780	50	4267	8211
+/- Var	-57.0%	1.9%	-0.2%	-58.3%	37.2%	13.9%
		Avg Locates per Day				79

COUNTY TICKET DISTRIBUTION - MAY

County/Place	05 May
BLADEN	410
AMMON	5
BALTIMORE	2
BLADENBORO	115
BUCKHEAD	1
CARVERS	1
CLARKTON	28
COUNCIL	40
DUBLIN	11
EAST ARCADIA	12
ELIZABETHTOWN	121
KELLY	16
TAR HEEL	31
TOBERMORY	5
WESTBROOK	1
WHITE LAKE	14
WHITE OAK	7

COUNTY TICKET DISTRIBUTION - MAY

County/Place	05 May
COLUMBUS	1839
ACME	1
ANTIOCH	1
BOARDMAN	23
BOLTON	270
BRUNSWICK	6
BUCKHEAD	1
BUG HILL	4
CERRO GORDO	21
CHADBOURN	169
CHERRY GROVE	2
CLARENDON	9
DELCO	41
DOTHAN	7
EMERSON	2
EVERGREEN	200

FAIR BLUFF	26
GUIDE	1
HALLSBORO	72
IRONHILL	4
LAKE WACCAMAW	218
MOLLIE	1
MOUNT OLIVE	1
NAKINA	13
OAK DALE CROSSROADS	1
PINE LEVEL	1
RICO	8
RIEGELWOOD	76
SANDYFIELD	8
TABOR CITY	122
WARDS	1
WHITEVILLE	514

DAMAGES

DIRT Damage Information
Reporting Tool



May Damages

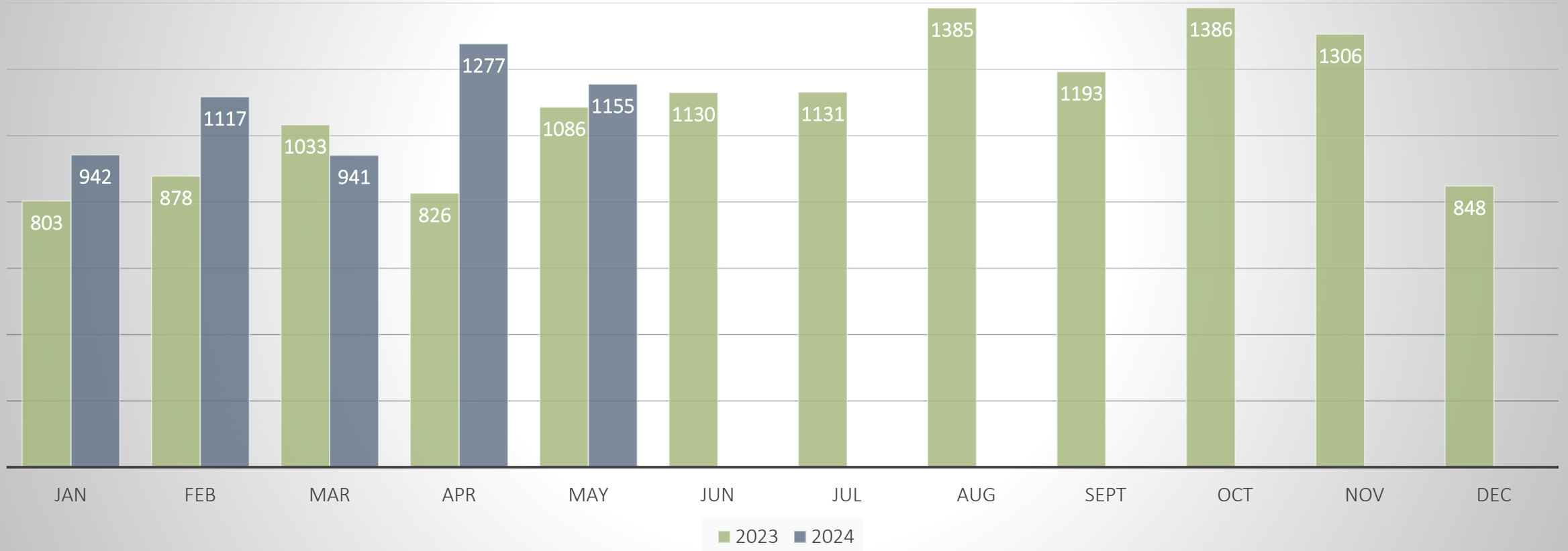
NC-Alamance	13
NC-Alexander	4
NC-Avery	1
NC-Beaufort	2
NC-Bladen	1
NC-Brunswick	18
NC-Buncombe	14
NC-Burke	3
NC-Cabarrus	13
NC-Caldwell	8
NC-Carteret	4
NC-Caswell	1
NC-Catawba	34
NC-Chatham	17
NC-Chowan	1
NC-Clay	2
NC-Cleveland	13
NC-Columbus	4
NC-Craven	2
NC-Cumberland	52
NC-Currituck	6
NC-Dare	9

NC-Davidson	12
NC-Davie	7
NC-Duplin	2
NC-Durham	51
NC-Edgecombe	3
NC-Forsyth	30
NC-Franklin	7
NC-Gaston	25
NC-Guilford	40
NC-Halifax	1
NC-Harnett	25
NC-Haywood	7
NC-Henderson	17
NC-Hoke	15
NC-Iredell	34
NC-Johnston	10
NC-Jones	1
NC-Lee	8
NC-Lenoir	4
NC-Lincoln	6
NC-Macon	2
NC-Martin	1
NC-Mecklenburg	216
NC-Montgomery	3
NC-Moore	17

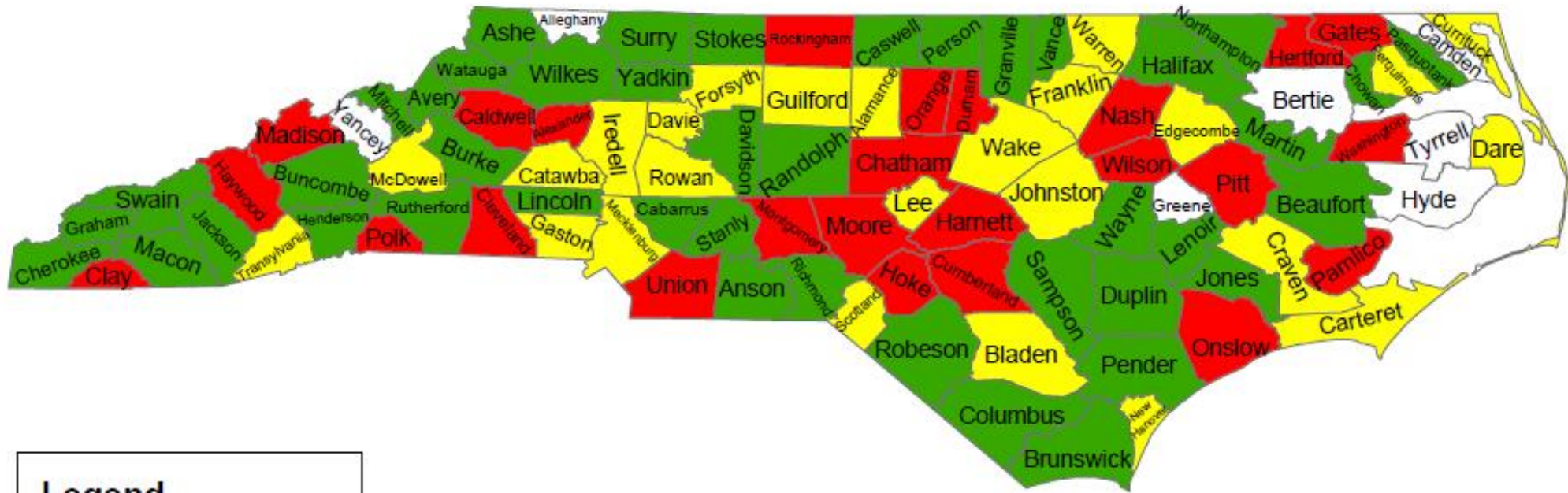
NC-Nash	21
NC-New Hanover	28
NC-Onslow	22
NC-Orange	31
NC-Pamlico	1
NC-Pasquotank	1
NC-Pender	7
NC-Perquimans	4
NC-Person	2
NC-Pitt	20
NC-Polk	1
NC-Randolph	3
NC-Robeson	3
NC-Rockingham	7
NC-Rowan	7
NC-Rutherford	4
NC-Scotland	2
NC-Stanly	5
NC-Stokes	1
NC-Surry	1
NC-Transylvania	3
NC-Union	43
NC-Wake	163
NC-Watauga	2
NC-Wayne	2
NC-Wilkes	1
NC-Wilson	3
NC-Yadkin	1

Grand Total 1,155

Damages in North Carolina 2024 vs 2023




Damages Per 1,000 Transmissions



Legend

Quantile



Top 10 Callers for – Bladen

Rank	Name	Totals
1	RG COMMUNICATIONS, INC	50
2	ROADMASTERS TRAFFIC CONTROL	36
3	PIEDMONT UTILITY GROUP, LLC	32
4	UNDERGROUND CONSTRUCTION	22
5	RIVER CITY CONSTRUCTION	17
6	PIEDMONT NATURAL GAS	16
7	WOOLLERY COMMUNICATIONS	13
8	FOUR COUNTY ELECTRIC	12
9	DUKE ENERGY	12
10	BLADEN COUNTY WATER	11

Top 10 Callers for – Columbus

Rank	Name	Totals
1	CABLE EAST, INC	608
2	UTILITY CONSTRUCTION CONCEPTS, LLC	181
3	FOCUS BROADBAND	89
4	CHEROKEE UNDERGROUND SOLUTIONS	85
5	DUKE ENERGY	64
6	BRUNSWICK EMC	54
7	RG COMMUNICATIONS, INC	52
8	WILLIAMS UTILITY	50
9	BMCO CONSTRUCTION	47
10	HIGHLAND PAVING	46

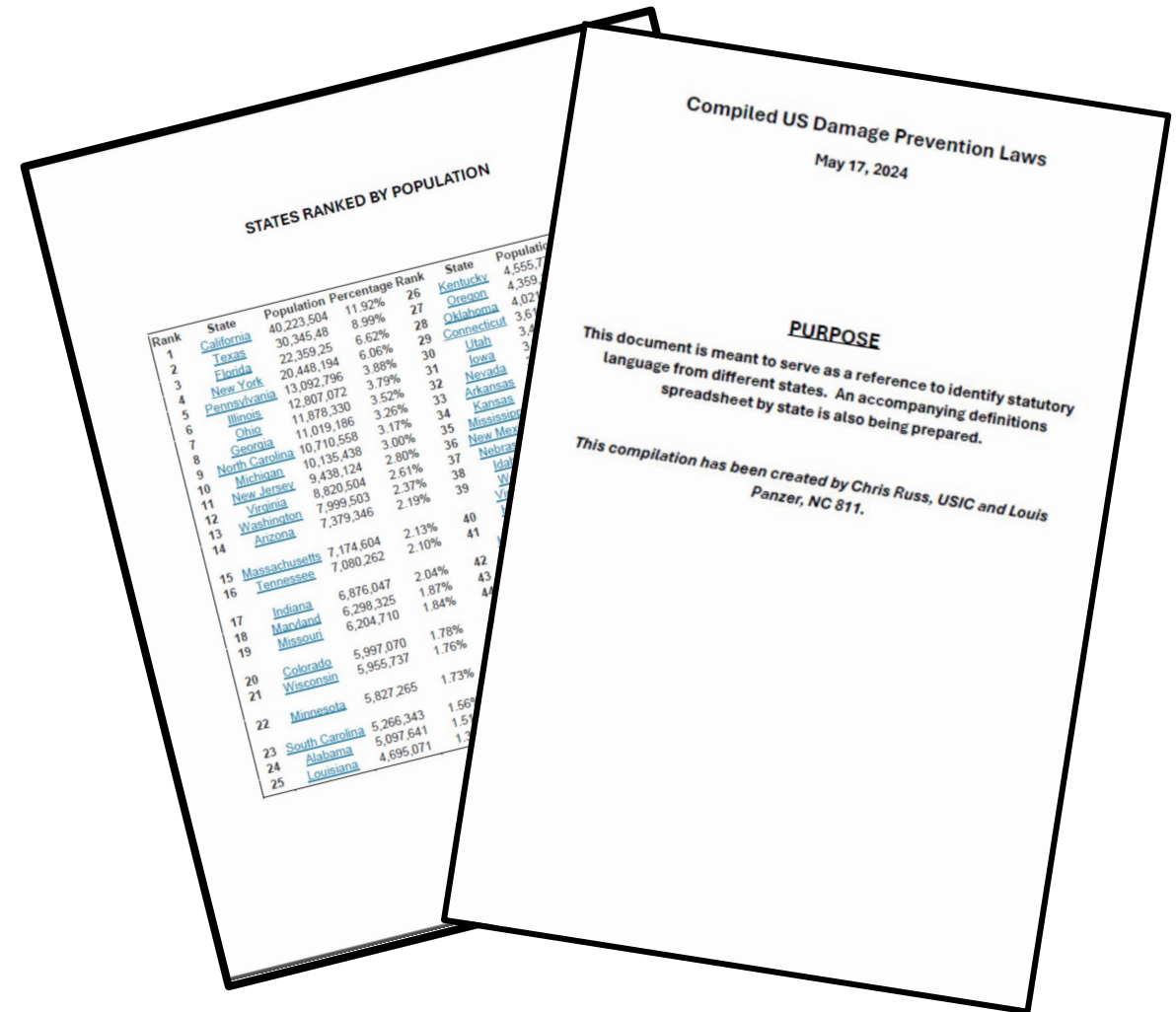
- Task Team Formed
- Senator Sponsors (Lazzara, Arp)
- Two Meetings Occurred
- Shared Compilation of All State Laws (990 pages worth)
- Redlined Document Shared With Task Team
- Goal is completed language for 2025



STATES RANKED BY POPULATION

Rank	State	Population	Percentage	Rank	State	Population	Percentage
1	California	40,223,504	11.92%	26	Kentucky	4,555,777	1.35%
2	Texas	30,345,48	8.99%	27	Oregon	4,359,110	1.29%
3	Florida	22,359,25	6.62%	28	Oklahoma	4,021,753	1.19%
4	New York	20,448,194	6.06%	29	Connecticut	3,615,499	1.07%
5	Pennsylvania	13,092,796	3.88%	30	Utah	3,423,935	1.01%
6	Illinois	12,807,072	3.79%	31	Iowa	3,233,572	0.96%
7	Ohio	11,878,330	3.52%	32	Nevada	3,225,832	0.96%
8	Georgia	11,019,186	3.26%	33	Arkansas	3,040,207	0.90%
9	North Carolina	10,710,558	3.17%	34	Kansas	2,963,308	0.88%
10	Michigan	10,135,438	3.00%	35	Mississippi	2,959,473	0.88%
11	New Jersey	9,438,124	2.80%	36	New Mexico	2,135,024	0.63%
12	Virginia	8,820,504	2.61%	37	Nebraska	2,002,052	0.59%
13	Washington	7,999,503	2.37%	38	Idaho	1,920,562	0.57%
14	Arizona	7,379,346	2.19%	39	West Virginia	1,775,932	0.53%
15	Massachusetts	7,174,604	2.13%	40	Hawaii	1,483,762	0.44%
16	Tennessee	7,080,262	2.10%	41	New Hampshire	1,395,847	0.41%
17	Indiana	6,876,047	2.04%	42	Maine	1,372,559	0.41%
18	Maryland	6,298,325	1.87%	43	Montana	1,112,668	0.33%
19	Missouri	6,204,710	1.84%	44	Rhode Island	1,110,822	0.33%
20	Colorado	5,997,070	1.78%	45	Delaware	1,017,551	0.30%
21	Wisconsin	5,955,737	1.76%	46	South Dakota	908,414	0.27%
22	Minnesota	5,827,265	1.73%	47	North Dakota	811,044	0.24%
23	South Carolina	5,266,343	1.56%	48	Alaska	740,339	0.22%
24	Alabama	5,097,641	1.51%	49	Vermont	647,156	0.19%
25	Louisiana	4,695,071	1.39%	50	Wyoming	583,279	0.17%

- Tolerance Zone (24-18 inches)
- Ticket Life (15-30 working days)
- Hinging the locate time to the work date
- Clarifying ticket size
- Mark Maintenance
- Enforcement items



NOTE: 5.78% of US population in NC and VA.
Reach out if you would like a copy of compiled laws document.



Follow NCUCC on Facebook. There we will post meeting info, schedules, photos and videos and joint conference updates.

facebook.com/ncucc1

THANK YOU

A copy of this presentation is available at www.ncucc.org

If this meeting was virtual or hybrid, a video is available on ncucc.org. Go to County UCC's.

The video will be listed under the month and year the meeting took place.