



NC811
MONTHLY
UPDATE
JUNE 2024



BLUE
RIDGE
UCC

JUNE IS NATIONAL SAFETY MONTH





SCAN TO APPLY

UPCOMING MEETINGS

- **NC State UCC Meeting**
Tuesday, July 9 from 10 to 12
Charlotte Water, 4100 W Tyvola Rd, Charlotte
- **Underground Damage Prevention Review Board**
Wednesday, July 10 from 10 to 4
NC811 Events Center, Greensboro
<https://udprb.nc.gov/Reporting-a-Violation>
- **Locate Resolution Partnership Committee**
Wednesday, July 17 from 11 to 1
NC811 Events Center, Greensboro
<https://ncucc.org/locate-resolution-partnership-committee/>



UPCOMING MEETINGS

- **NC811 Board Meeting**
Friday, July 19 from 8 to 12
Crowne Plaza Resort, 1 Resort Dr, Asheville

Contact Virginia: virginia@nc811.org





TRENCH SAFETY STAND DOWN WEEK

JUNE 17-23, 2024

What is a Safety Stand Down?

A Safety Stand Down presents the opportunity for employers to talk directly to employees and others about safety.

These Stand Downs will focus on trench & excavation hazards and reinforce the importance of using trench protective systems and protecting workers from trenching hazards.

Visit: <http://nuca.com/tssd/>

CALENDAR

NC811 & NCUCC event calendars can be found on nc811.org or the nc811 app



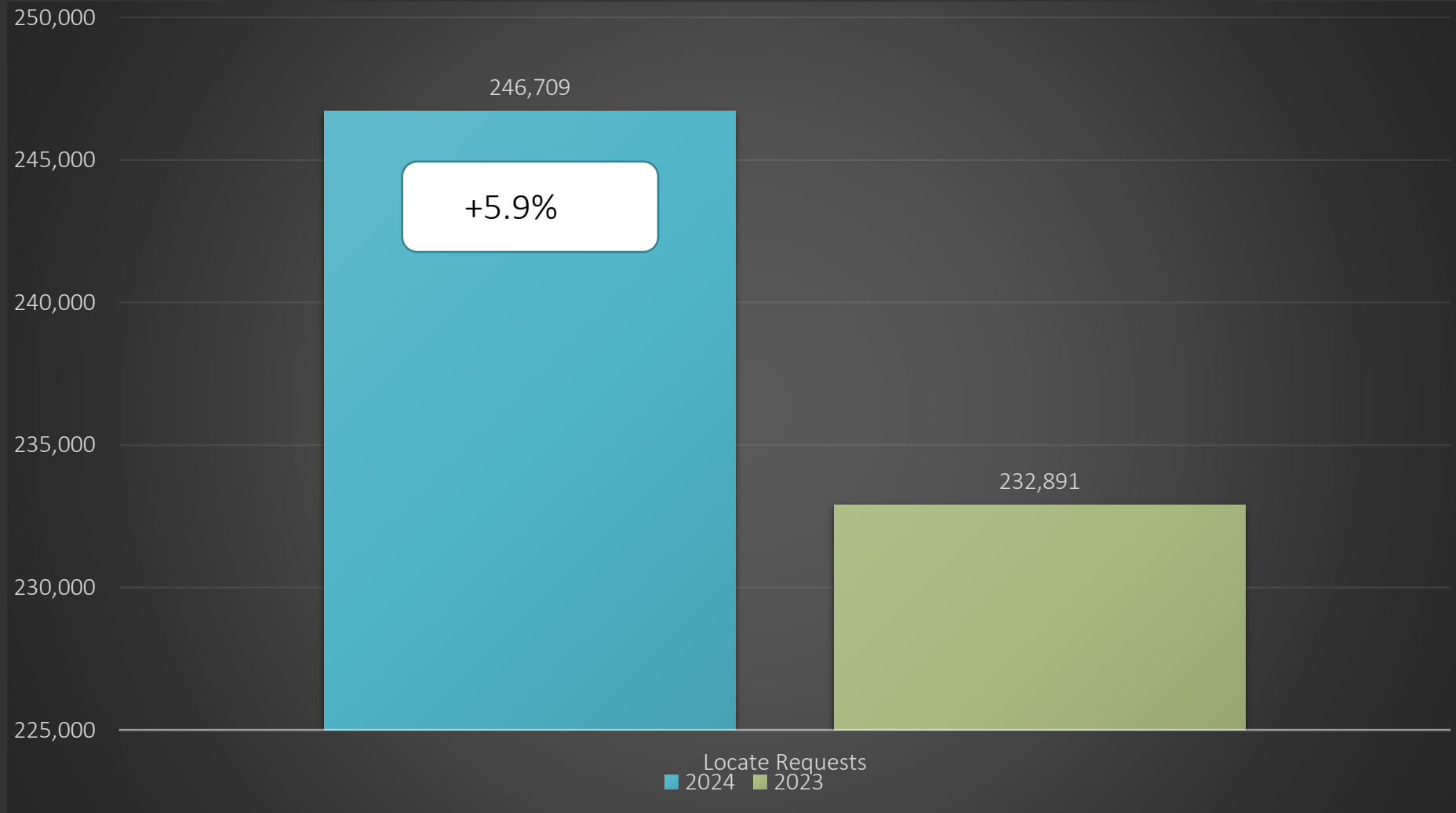


DATA INSIGHTS

Locate Request,
Transmissions,
County ticket
volume
and distribution



Locate Requests for NC - May 2024 vs 2023

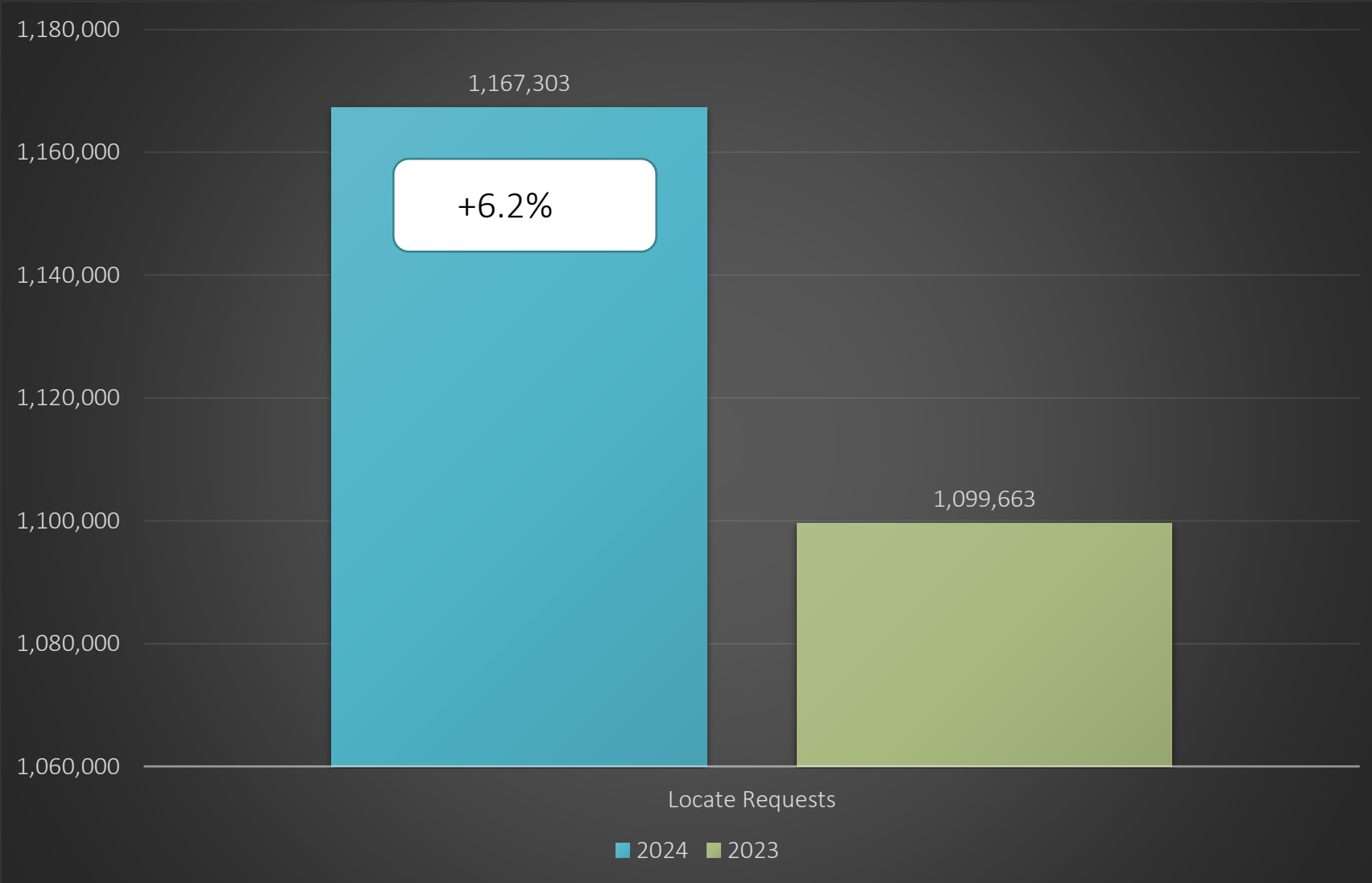


MTD May 2024 – 246,709 / 2023 – 232,891=(5.9%)

YTD 2024 – 1,167,303/ 2023 – 1,099,663 = +6.2 %

Updates for March 2024 – (79,139) = 32.1% of volume / April 31% = -1.1% (Increase the month before)

Locate Requests for NC - YTD



MTD May 2024 – 246,709 / 2023 – 232,891=(5.9%)

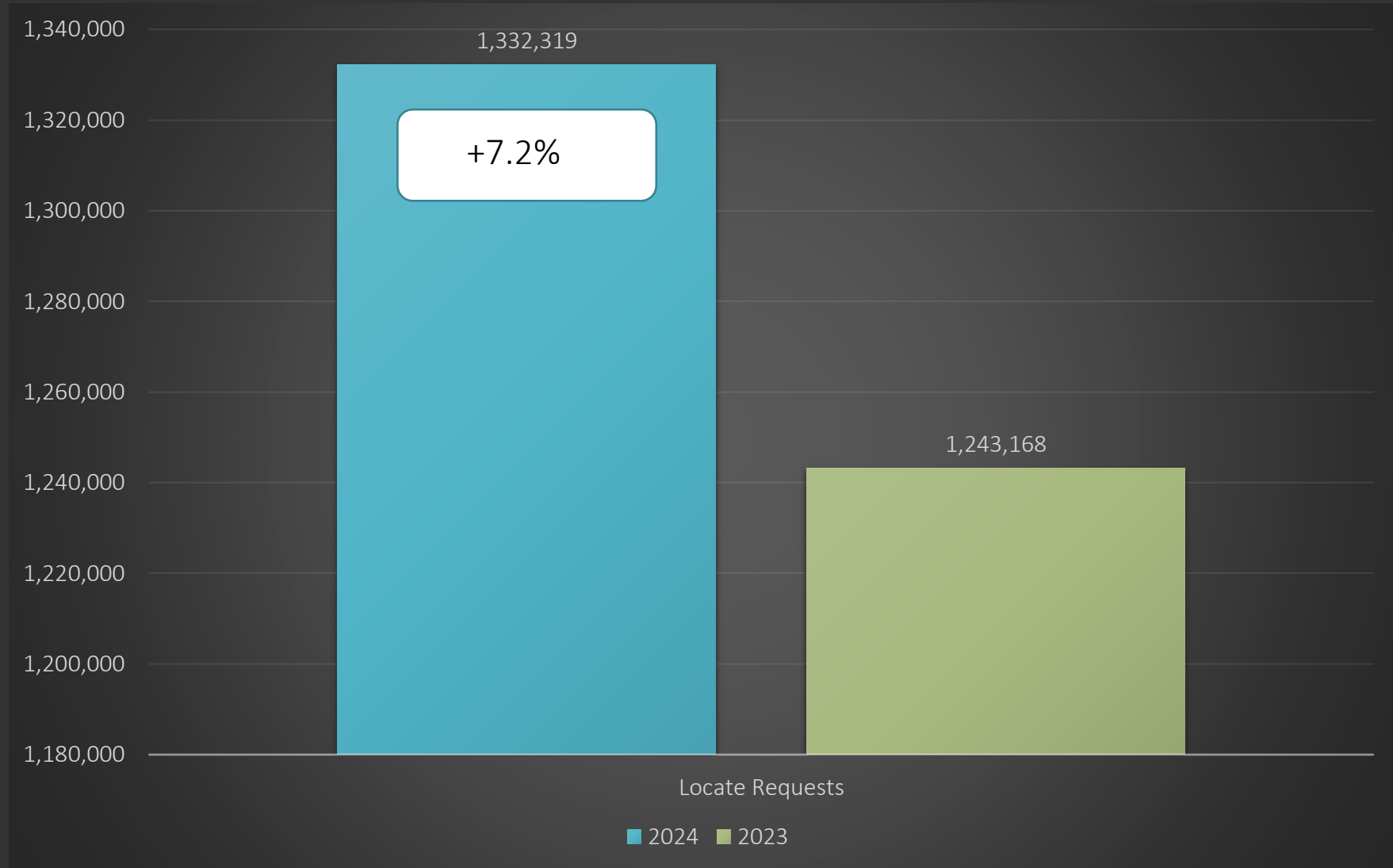
YTD 2024 – 1,167,303/ 2023 – 1,099,663 = +6.2 %

Updates for March 2024 – (79,139) = 32.1% of volume / April 31% = -1.1% (Increase the month before)





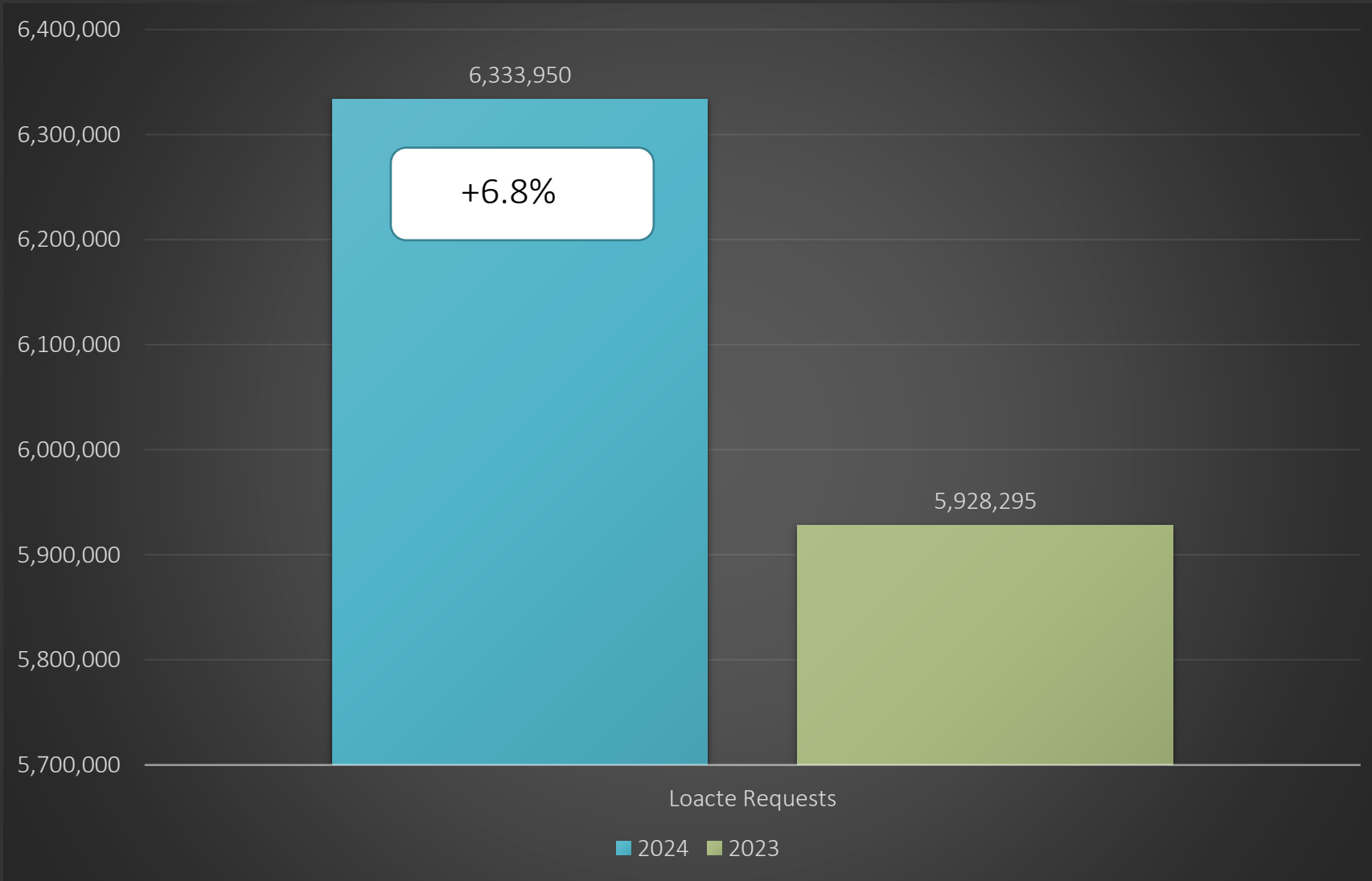
Transmissions for NC - May 24 vs 23



Transmissions MTD 2024– 1,332,319 / 2023 – 1,243,168= (+7.2%)

Transmissions YTD 2024– 6,333,950/ 2023 – 5,928,295= +6.8%

Transmissions for NC - YTD 2024



Transmissions MTD 2024– 1,332,319 / 2023 – 1,243,168= (+7.2%)

Transmissions YTD 2024– 6,333,950/ 2023 – 5,928,295= +6.8%



COUNTY TICKET

2024 VS 2023

Alexander	3 HR	CNCL	NEW	RXMT	UPDT	TOTAL Tickets
2023	19	6	329	11	73	438
2024	62	3	423	38	112	638
	226.3%	-50.0%	28.6%	245.5%	53.4%	45.7%
				Locates per day		29

COUNTY TICKET

2024 VS 2023

Catawba	3 HR	CNCL	NEW	RXMT	UPDT	TOTAL Tickets
2023	108	26	2383	41	825	3383
2024	385	140	3190	81	2400	6196
	256.5%	438.5%	33.9%	97.6%	190.9%	83.2%
				Locates per day		282

COUNTY TICKET

2024 VS 2023

	3 HR	CNCL	NEW	RXMT	UPDT	TOTAL Tickets
2023	83	7	1255	49	467	1861
2024	167	44	1450	34	824	2519
	101.2%	528.6%	15.5%	-30.6%	76.4%	35.4%
				Locates per day		115

COUNTY TICKET

YTD VS PREVIOUS YEAR

Alexander	3 HR	CNCL	NEW	RXMT	UPDT	TOTAL Tickets
2023	129	24	1624	50	424	2251
2024	177	17	1748	121	495	2558
	37.2%	-29.2%	7.6%	142.0%	16.7%	13.6%

COUNTY TICKET

YTD VS PREVIOUS YEAR

Catawba	3 HR	CNCL	NEW	RXMT	UPDT	TOTAL Tickets
2023	784	120	10605	285	4182	15976
2024	1432	459	13246	417	8836	24390
	82.7%	282.5%	24.9%	46.3%	111.3%	52.7%

COUNTY TICKET

YTD VS PREVIOUS
YEAR

Lincoln	3 HR	CNCL	NEW	RXMT	UPDT	TOTAL Tickets
2023	508	46	6221	229	2196	9200
2024	492	119	6468	142	2769	9990
	-3.1%	158.7%	4.0%	-38.0%	26.1%	8.6%

COUNTY TICKET DISTRIBUTION - MAY

ALEXANDER	638
BETHLEHEM	156
HIDDENITE	161
STONY POINT	45
TAYLORSVILLE	272
VASHTI	4

COUNTY TICKET DISTRIBUTION - MAY

CATAWBA	6196
BROOKFORD	27
CATAWBA	227
CLAREMONT	198
CONOVER	856
HICKORY	2032
LAKE NORMAN	26
MAIDEN	634
MOUNTAIN VIEW	17
NEWTON	1235
SAINT STEPHENS	215
SHERRILLS FORD	596
TERRELL	86

COUNTY TICKET DISTRIBUTION - MAY

LINCOLN	2519
CROUSE	90
DENVER	910
HIGH SHOALS	13
HOWARDS CREEK MILL	308
IRON STATION	137
LINCOLNTON	884
LOWESVILLE	39
MAIDEN	21
VALE	76
WESTPORT	28

DAMAGES

DIRT Damage Information
Reporting Tool



May Damages

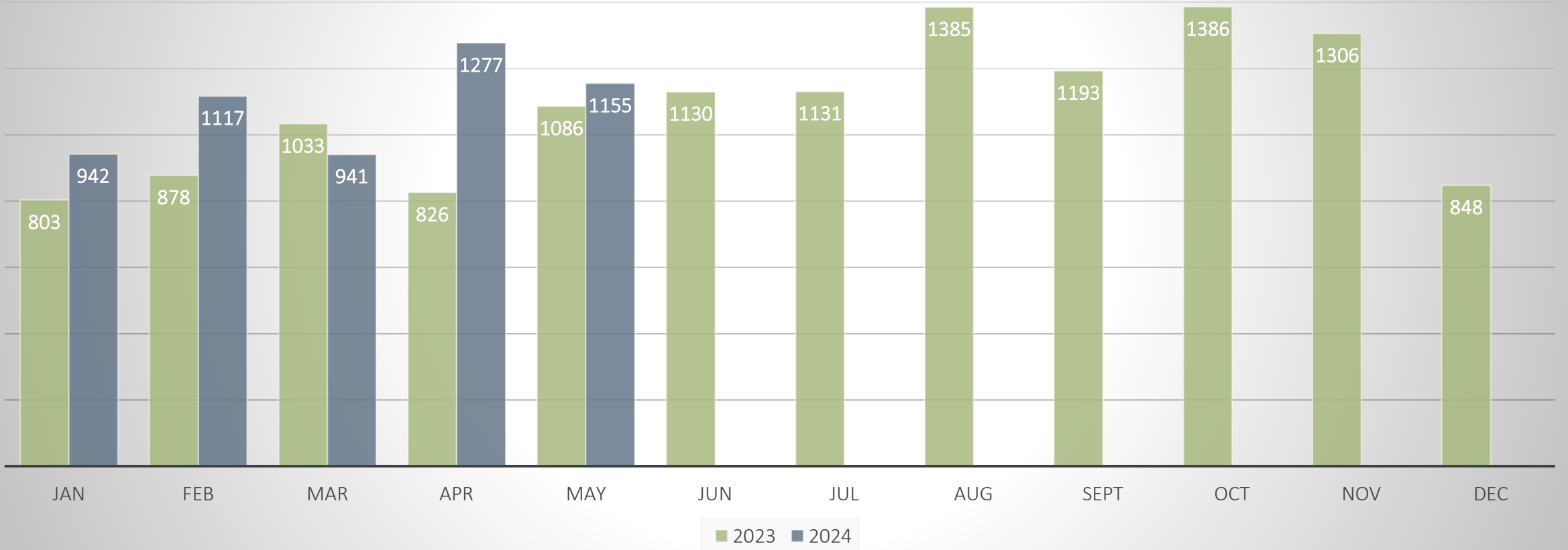
NC-Alamance	13
NC-Alexander	4
NC-Avery	1
NC-Beaufort	2
NC-Bladen	1
NC-Brunswick	18
NC-Buncombe	14
NC-Burke	3
NC-Cabarrus	13
NC-Caldwell	8
NC-Carteret	4
NC-Caswell	1
NC-Catawba	34
NC-Chatham	17
NC-Chowan	1
NC-Clay	2
NC-Cleveland	13
NC-Columbus	4
NC-Craven	2
NC-Cumberland	52
NC-Currituck	6
NC-Dare	9

NC-Davidson	12
NC-Davie	7
NC-Duplin	2
NC-Durham	51
NC-Edgecombe	3
NC-Forsyth	30
NC-Franklin	7
NC-Gaston	25
NC-Guilford	40
NC-Halifax	1
NC-Harnett	25
NC-Haywood	7
NC-Henderson	17
NC-Hoke	15
NC-Iredell	34
NC-Johnston	10
NC-Jones	1
NC-Lee	8
NC-Lenoir	4
NC-Lincoln	6
NC-Macon	2
NC-Martin	1
NC-Mecklenburg	216
NC-Montgomery	3
NC-Moore	17

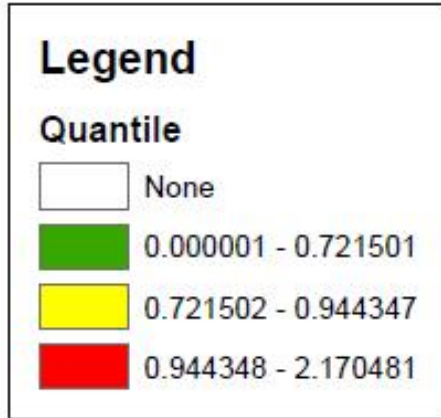
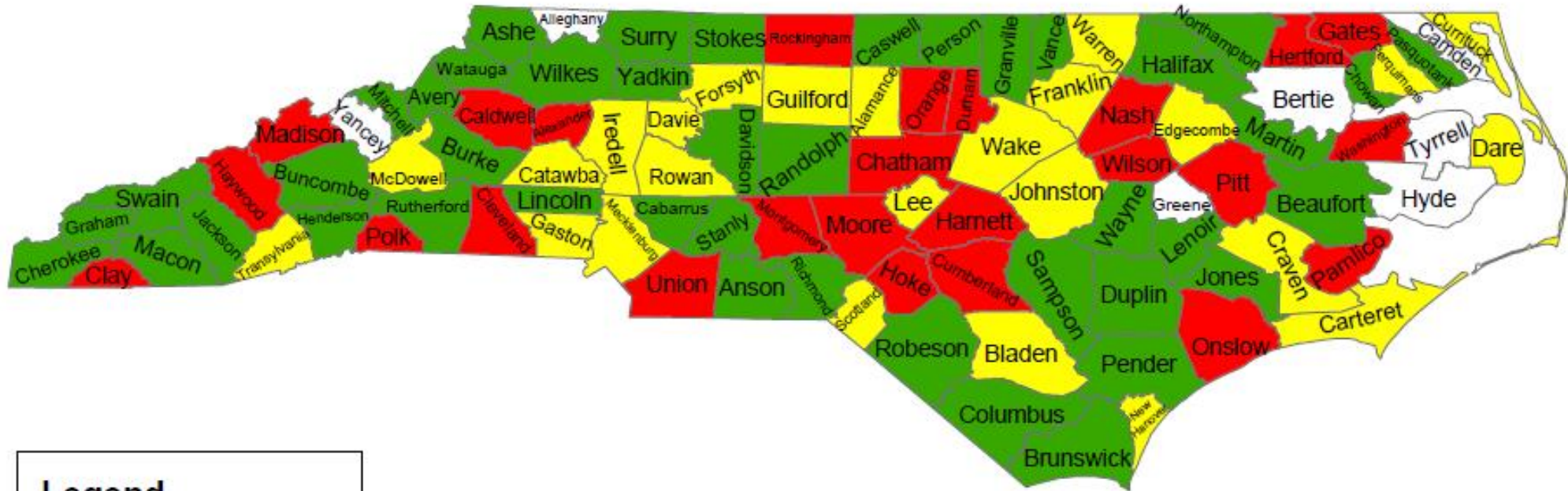
NC-Nash	21
NC-New Hanover	28
NC-Onslow	22
NC-Orange	31
NC-Pamlico	1
NC-Pasquotank	1
NC-Pender	7
NC-Perquimans	4
NC-Person	2
NC-Pitt	20
NC-Polk	1
NC-Randolph	3
NC-Robeson	3
NC-Rockingham	7
NC-Rowan	7
NC-Rutherford	4
NC-Scotland	2
NC-Stanly	5
NC-Stokes	1
NC-Surry	1
NC-Transylvania	3
NC-Union	43
NC-Wake	163
NC-Watauga	2
NC-Wayne	2
NC-Wilkes	1
NC-Wilson	3
NC-Yadkin	1

Grand Total 1,155

Damages in North Carolina 2024 vs 2023



Damages Per 1,000 Transmissions



Top 10 Callers for - Alexander

1	ENERGYUNITED UTILITIES	80
2	SERVICES RADIUS LLC	80
3	FIBER OPTIC SOLUTIONS	69
4	ENERGYUNITED	34
5	KNIGHT BROADBAND, LLC	34
6	DUKE ENERGY	28
7	CITY OF HICKORY	23
8	BIRD ELECTRIC, INC	19
9	ENERGYUNITED WATER CORP	17
10	AT&T UTILITY OPERATIONS	11

Top 10 Callers for - Catawba

1	DIVERSIFIED UTILITY GROUP, LLC	1752
2	MILLER PIPELINE	314
3	QUAN SERVICES, INC	284
4	KNIGHT BROADBAND, LLC	223
5	UNIVERSAL CABLE SERVICES, LLC	203
6	KVA COMMUNICATIONS	174
7	THE EROSION COMPANY	164
8	W G UNDERGROUND, LLC	130
9	G P ASSOCIATES, INC	91
10	BIGHAM CABLE CONSTRUCTION, INC	91

Top 10 Callers for - Lincoln

1	DIVERSIFIED UTILITY GROUP, LLC	469
2	MILLER PIPELINE	175
3	AT&T UTILITY OPERATIONS	137
4	KNIGHT BROADBAND, LLC	129
5	BIGHAM CABLE CONSTRUCTION	87
6	UTILITY LINES CONSTRUCTION SERVICES, INC	77
7	ANSCO & ASSOCIATES, LLC	58
8	AKER LOP	57
9	E AND G LANDSCAPING	53
10	T & M SOLUTIONS	47

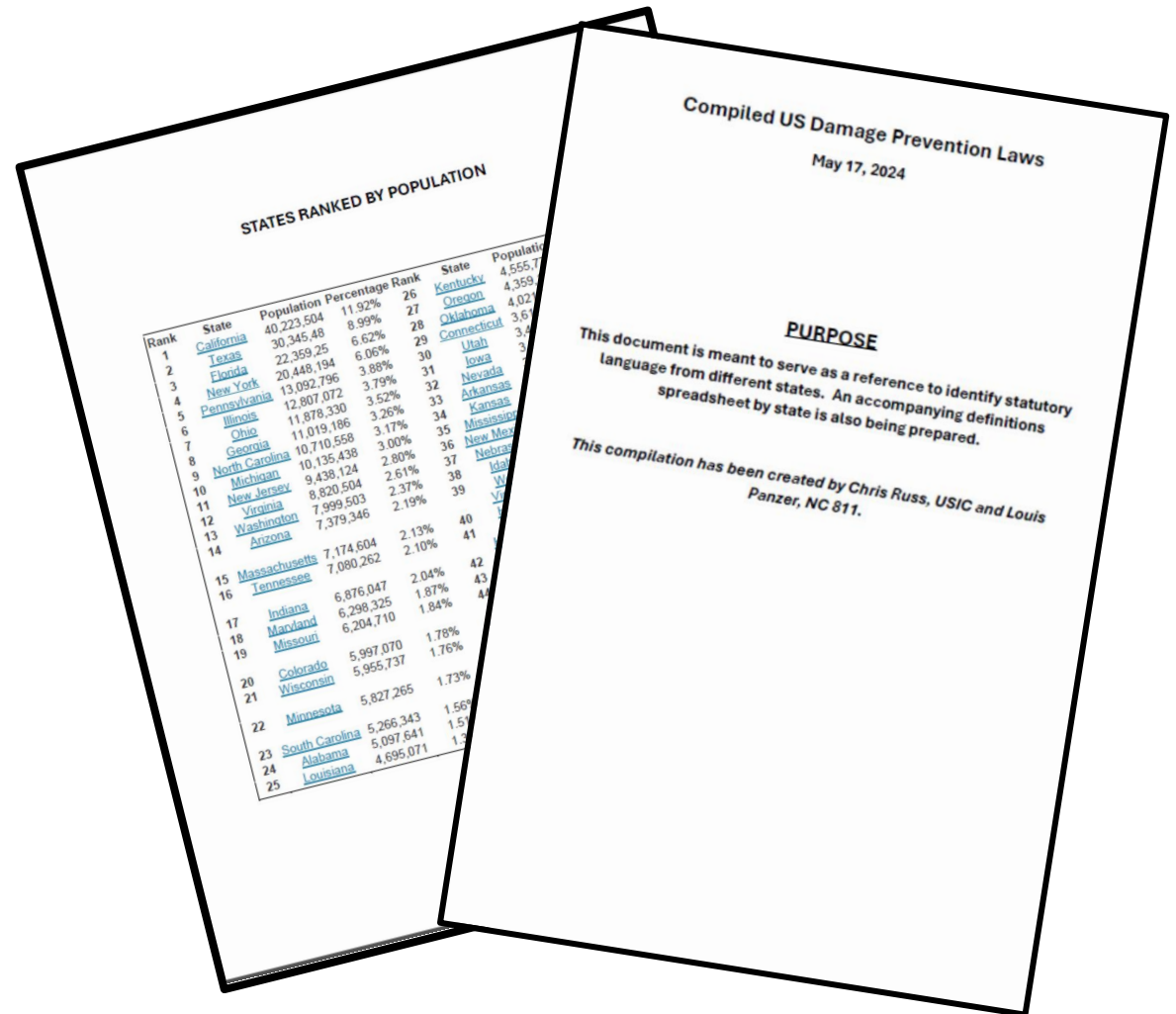
- Task Team Formed
- Senator Sponsors (Lazzara, Rep. Arp)
- Two Meetings Occurred
- Shared Compilation of All State Laws (990 pages worth)
- Redlined Document Shared With Task Team
- Goal is completed language for 2025

STATES RANKED BY POPULATION

Rank	State	Population	Percentage	Rank	State	Population	Percentage
1	California	40,223,504	11.92%	26	Kentucky	4,555,777	1.35%
2	Texas	30,345,48	8.99%	27	Oregon	4,359,110	1.29%
3	Florida	22,359,25	6.62%	28	Oklahoma	4,021,753	1.19%
4	New York	20,448,194	6.06%	29	Connecticut	3,615,499	1.07%
5	Pennsylvania	13,092,796	3.88%	30	Utah	3,423,935	1.01%
6	Illinois	12,807,072	3.79%	31	Iowa	3,233,572	0.96%
7	Ohio	11,878,330	3.52%	32	Nevada	3,225,832	0.96%
8	Georgia	11,019,186	3.26%	33	Arkansas	3,040,207	0.90%
9	North Carolina	10,710,558	3.17%	34	Kansas	2,963,308	0.88%
10	Michigan	10,135,438	3.00%	35	Mississippi	2,959,473	0.88%
11	New Jersey	9,438,124	2.80%	36	New Mexico	2,135,024	0.63%
12	Virginia	8,820,504	2.61%	37	Nebraska	2,002,052	0.59%
13	Washington	7,999,503	2.37%	38	Idaho	1,920,562	0.57%
14	Arizona	7,379,346	2.19%	39	West Virginia	1,775,932	0.53%
15	Massachusetts	7,174,604	2.13%	40	Hawaii	1,483,762	0.44%
16	Tennessee	7,080,262	2.10%	41	New Hampshire	1,395,847	0.41%
17	Indiana	6,876,047	2.04%	42	Maine	1,372,559	0.41%
18	Maryland	6,298,325	1.87%	43	Montana	1,112,668	0.33%
19	Missouri	6,204,710	1.84%	44	Rhode Island	1,110,822	0.33%
20	Colorado	5,997,070	1.78%	45	Delaware	1,017,551	0.30%
21	Wisconsin	5,955,737	1.76%	46	South Dakota	908,414	0.27%
22	Minnesota	5,827,265	1.73%	47	North Dakota	811,044	0.24%
23	South Carolina	5,266,343	1.56%	48	Alaska	740,339	0.22%
24	Alabama	5,097,641	1.51%	49	Vermont	647,156	0.19%
25	Louisiana	4,695,071	1.39%	50	Wyoming	583,279	0.17%



- Tolerance Zone (24-18 inches)
- Ticket Life (15-30 working days)
- Hinging the locate time to the work date
- Clarifying ticket size
- Mark Maintenance
- Enforcement items



NOTE: 5.78% of US population in NC and VA.
Reach out if you would like a copy of compiled laws document.





EDUCATION TEAM



Parrish
Reddick
Piedmont Liaison



Steven Moore
Media Relations
Specialist



Ann Rushing
Education
Manager



Tami Groves
Southeast
Liaison



Howard
Corey
Eastern Liaison



Tyler Ross
Western Liaison



Follow NCUCC on Facebook. There we will post meeting info, schedules, photos and videos and joint conference updates.

facebook.com/ncucc1

THANK YOU

A copy of this presentation is available at

www.ncucc.org

If this meeting was virtual or hybrid, a video is available on ncucc.org. Go to County UCC's.

The video will be listed under the month and year the meeting took place.

Blue Ridge UCC
June 2024

Meeting opened by Chair, Chris Anthony

Level One Safety done by Chair, Chris Anthony

NC811 presentation given by Tami Groves

Piedmont Natural Gas – leak survey is complete. They are staying busy. 321 on the south side of the bridge – unk when they will get to this. There are some other projects taking precedence. City walk, etc.

Heath Consultants – Very busy. Trying to stay ahead of fiber crews. If they can be of assistance please reach out.

S & N – they are increasing their footprint in the Carolinas. Happy to be of help.

Diversified Utilities – Working hard. Need paint in all sections of phase 8.

Dominion Energy – have gas in Alexander Co. Always able to help.

Utilities One – doing work for Brightspeed. Two hundred seventy five miles of backbone (and a little arial) just in the Hickory market this year. They are going to be busy. Want to be a good partner.

City of Hickory – They are very busy. Only two locators. They will get to you as quickly as possible. Hickory will be doing hydrant rentals as well.

City of Newton – they are exceptionally busy as well. Always willing to be of assistance.

No meeting in July

Next meeting August 21st

Public Awareness and Damage Prevention Liaison Form

Piedmont Natural Gas Employee Name: Chris Anthony Date of Event: 6.19.24

Brief Description of Event:

Blue Ridge UCC

Operations Center: Hickory Type of Meeting: _____

Type of Audience: _____ Number of Attendees: _____

Name of Organization (if applicable): Blue Ridge UCC

Name of Facilitator (if applicable): C. Anthony

Roster of attendees:

- 1) Tami Groves NC 811 tami@nc811.org 336-601-8644
- 2) Aaron Cook City of Hickory acook@hickorync.gov 828-302-3768
- 3) Shaun Thompson City of Hickory sthompson@hickorync.gov 828-323-7688
- 4) Terry Russell Heath Terry.Russell@heathus.com 704-685-7053
- 5) Duane Spencer Heath duane.spencer@heathus.com 828-601-1864
- 6) Michael Deal DUG mike.deal@diversifiedutilitygroup.com
- 7) BRANDON Cook City of Hickory bcook@hickorync.org (828) 212-9530
- 8) Jesse Summerlin City of Newton jsummerlin@newtonnc.gov 828-344-2462
- 9) Eric Church City of Hickory echurch@hickorync.gov 828-569-9126 Work 828-413-0327
- 10) Marc Walth Dominion Energy marc.walth@dominion-energy.com 828-230-2134

Participant Natural Gas Employee Name: _____

Date of Event: _____

Description of Event:

Location of Meeting Center: _____

Type of Meeting: _____

Name of Audience: _____

Number of Attendees: _____

Name of Organization (if applicable): _____

Name of Facilitator (if applicable): _____

List of attendees:

Leahs Alvinton city of Newton Newton n.c. 828-320-2284

Justin Walker ~~Newton~~ Justin W @utilitiesone.com (740) 350-5826

Samuel Wiser Samuelh@utilitiesone.com 704 390-0077

Shayna Wiser Shayna W @utilitiesone.com 704-564-2971

Randall Fleming Randall Fleming @usilic.com 336-941-8438

Daniel Breland Daniel Breland @usilic.com 704-441-4573

Brian Morehouse Bmorehouse @snucomm.com (336) 482 6890

Thomas Heaver thomas.heaver@duke-energy.com (828)-405-2982