



NC811
MONTHLY
UPDATE
JUNE 2024



CABARRUS
ROWAN
STANLY

JUNE IS NATIONAL SAFETY MONTH





SCAN TO APPLY

UPCOMING MEETINGS

- **NC State UCC Meeting**
Tuesday, July 9 from 10 to 12
Charlotte Water, 4100 W Tyvola Rd, Charlotte
- **Underground Damage Prevention Review Board**
Wednesday, July 10 from 10 to 4
NC811 Events Center, Greensboro
<https://udprb.nc.gov/Reporting-a-Violation>
- **Locate Resolution Partnership Committee**
Wednesday, July 17 from 11 to 1
NC811 Events Center, Greensboro
<https://ncucc.org/locate-resolution-partnership-committee/>



UPCOMING MEETINGS

- **NC811 Board Meeting**
Friday, July 19 from 8 to 12
Crowne Plaza Resort, 1 Resort Dr, Asheville

Contact Virginia: virginia@nc811.org





TRENCH SAFETY STAND DOWN WEEK

JUNE 17-23, 2024

What is a Safety Stand Down?

A Safety Stand Down presents the opportunity for employers to talk directly to employees and others about safety.

These Stand Downs will focus on trench & excavation hazards and reinforce the importance of using trench protective systems and protecting workers from trenching hazards.

Visit: <http://nuca.com/tssd/>

CALENDAR

NC811 & NCUCC event calendars can be found on nc811.org or the nc811 app



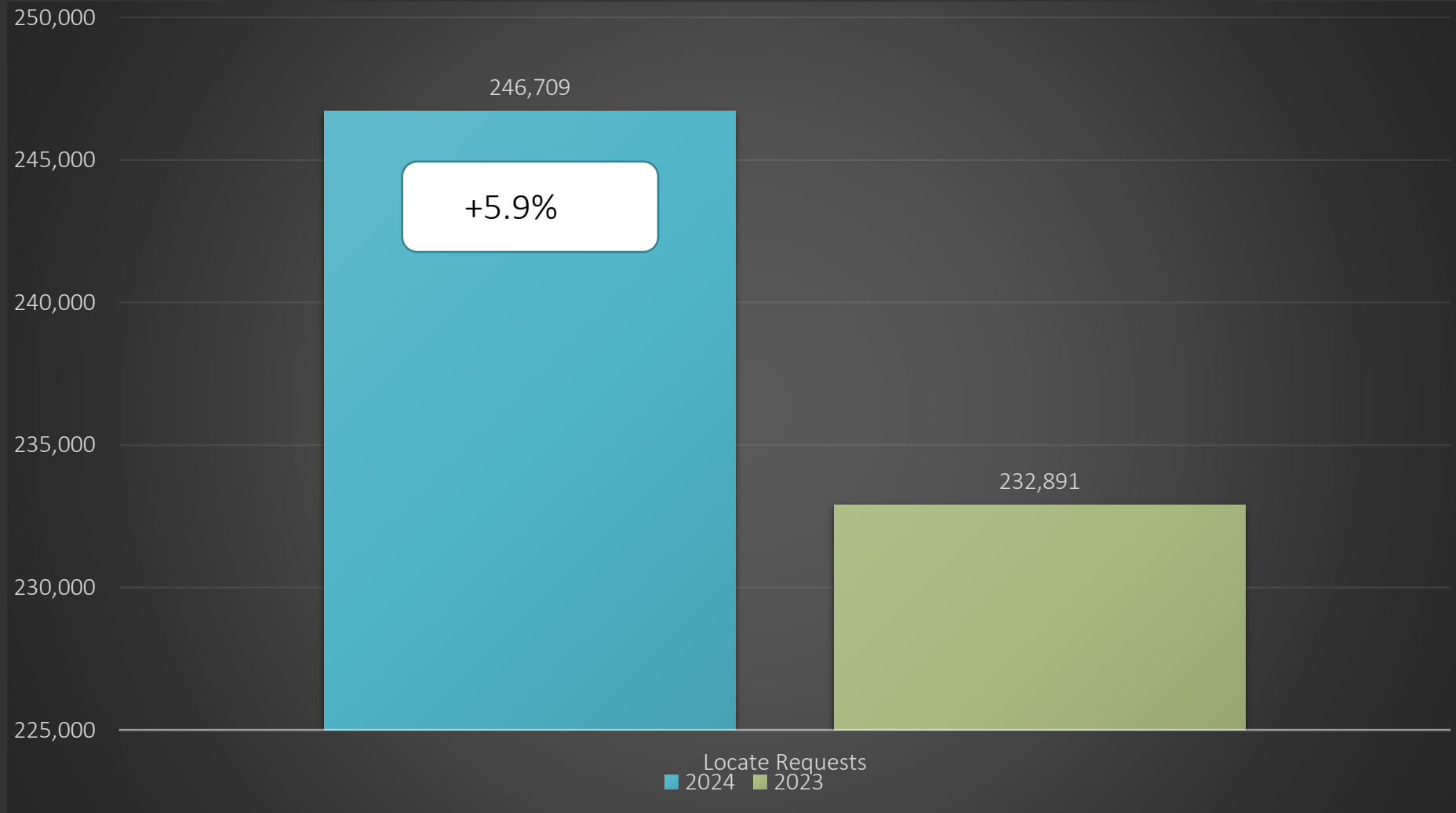


DATA INSIGHTS

Locate Request,
Transmissions,
County ticket
volume
and distribution



Locate Requests for NC - May 2024 vs 2023

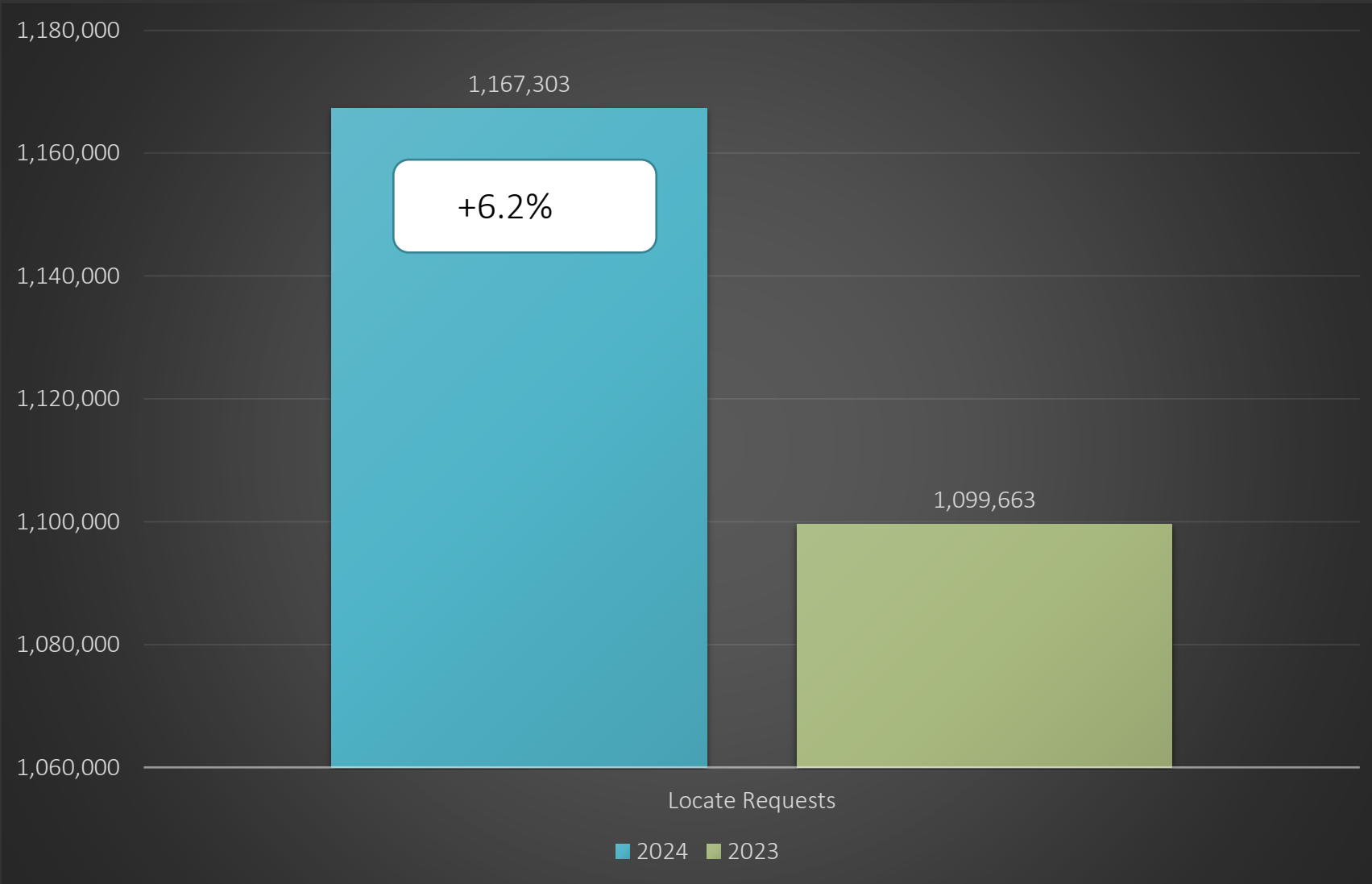


MTD May 2024 – 246,709 / 2023 – 232,891=(5.9%)

YTD 2024 – 1,167,303/ 2023 – 1,099,663 = +6.2 %

Updates for March 2024 – (79,139) = 32.1% of volume / April 31% = -1.1% (Increase the month before)

Locate Requests for NC - YTD



MTD May 2024 – 246,709 / 2023 – 232,891=(5.9%)

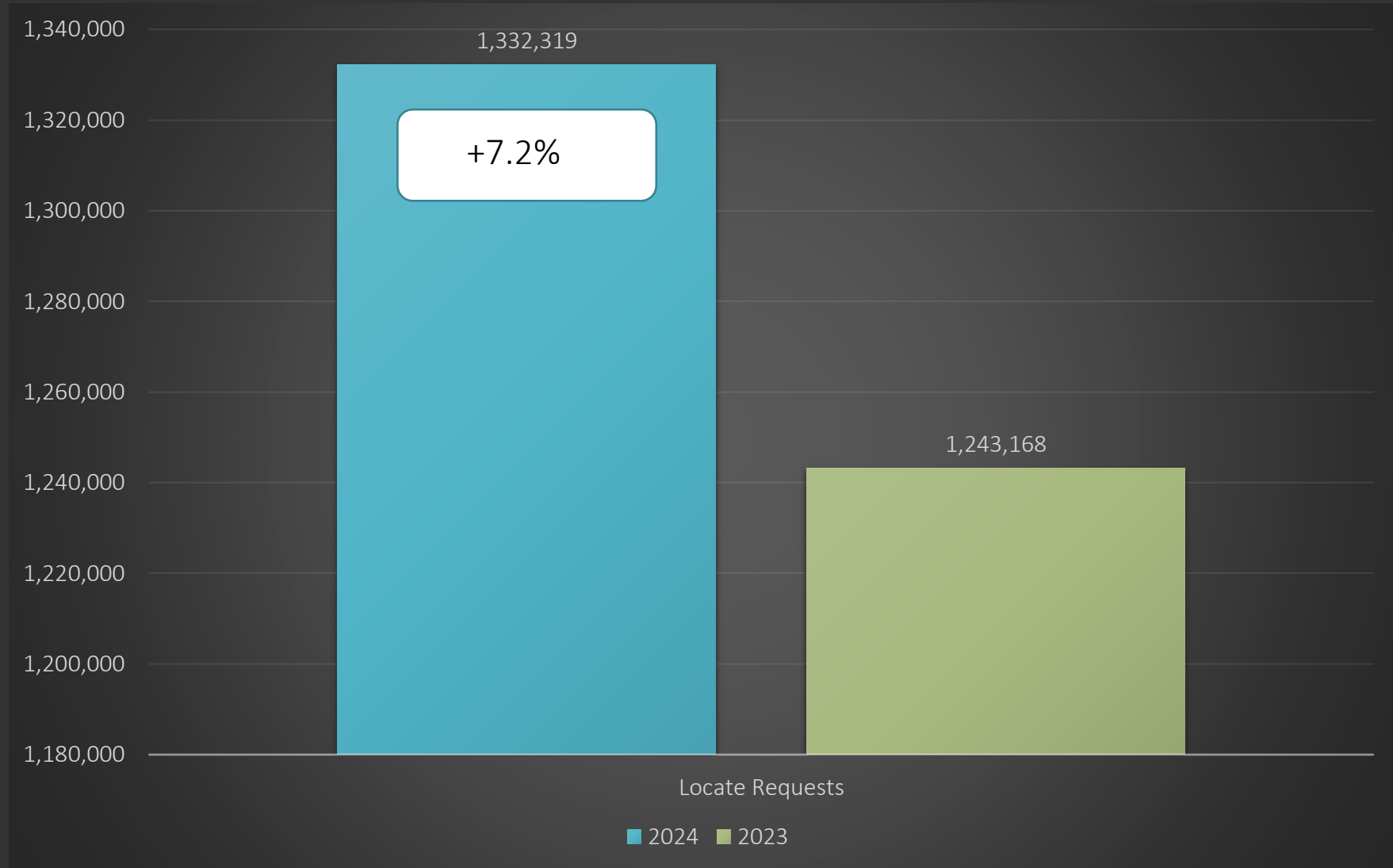
YTD 2024 – 1,167,303/ 2023 – 1,099,663 = +6.2 %

Updates for March 2024 – (79,139) = 32.1% of volume / April 31% = -1.1% (Increase the month before)





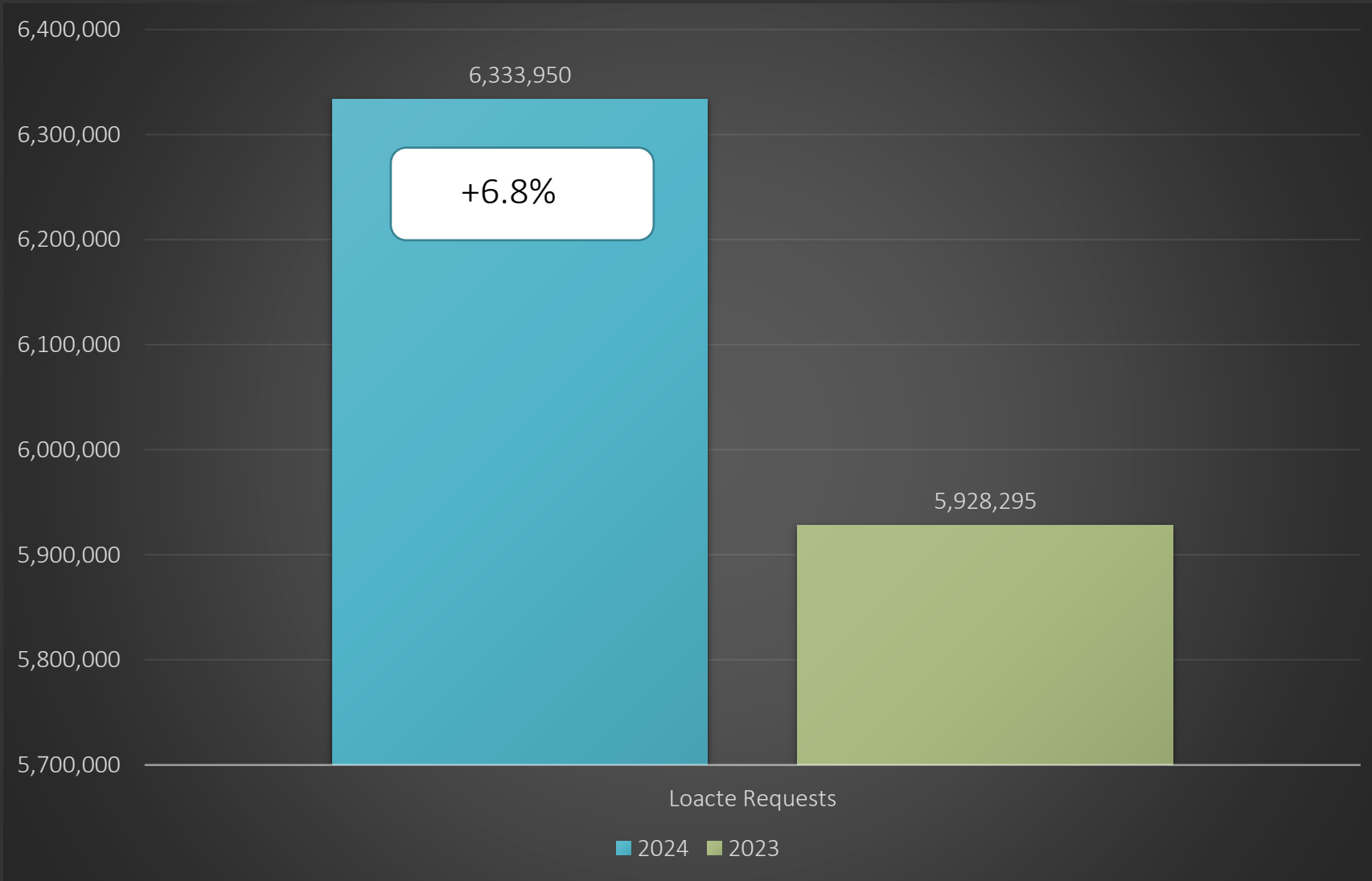
Transmissions for NC - May 24 vs 23



Transmissions MTD 2024– 1,332,319 / 2023 – 1,243,168= (+7.2%)

Transmissions YTD 2024– 6,333,950/ 2023 – 5,928,295= +6.8%

Transmissions for NC - YTD 2024



Transmissions MTD 2024– 1,332,319 / 2023 – 1,243,168= (+7.2%)

Transmissions YTD 2024– 6,333,950/ 2023 – 5,928,295= +6.8%



COUNTY TICKET

2024 VS 2023

Cabarrus	3 HR	CNCL	NEW	RXMT	UPDT	TOTAL Tickets
2023	269	43	3380	105	1652	5449
2024	218	37	2911	100	1236	4502
	-19.0%	-14.0%	-13.9%	-4.8%	-25.2%	-17.4%
				Locates per day		205

COUNTY TICKET

2024 VS 2023

Rowan	3 HR	CNCL	NEW	RXMT	UPDT	TOTAL Tickets
2023	79	19	1866	57	961	2982
2024	70	38	1482	42	631	2263
	-11.4%	100.0%	-20.6%	-26.3%	-34.3%	-24.1%
				Locates per day		103

COUNTY TICKET

2024 VS 2023

Stanly	3 HR	CNCL	NEW	RXMT	UPDT	TOTAL Tickets
2023	20	8	742	21	386	1177
2024	25	6	724	16	381	1152
	25.0%	-25.0%	-2.4%	-23.8%	-1.3%	-2.1%
				Locates per day		52

COUNTY TICKET

YTD VS PREVIOUS YEAR

Cabarrus	3 HR	CNCL	NEW	RXMT	UPDT	TOTAL Tickets
2023	1742	193	18041	524	10158	30658
2024	1046	207	14330	385	6209	22177
	-40.0%	7.3%	-20.6%	-26.5%	-38.9%	-27.7%

COUNTY TICKET

YTD VS PREVIOUS YEAR

Rowan	3 HR	CNCL	NEW	RXMT	UPDT	TOTAL Tickets
2023	503	88	8542	209	6655	15997
2024	398	158	7526	228	3368	11678
	-20.9%	79.5%	-11.9%	9.1%	-49.4%	-27.0%

COUNTY TICKET

YTD VS PREVIOUS YEAR

Stanly	3 HR	CNCL	NEW	RXMT	UPDT	TOTAL Tickets
2023	125	41	3798	93	2292	6349
2024	189	31	3509	171	2118	6018
	51.2%	-24.4%	-7.6%	83.9%	-7.6%	-5.2%

COUNTY TICKET DISTRIBUTION - MAY

CABARRUS	4502
CABARRUS	49
CONCORD	2407
HARRISBURG	576
KANNAPOLIS	962
LOCUST	42
MIDLAND	321
MOUNT PLEASANT	119
POPLAR TENT	15

COUNTY TICKET DISTRIBUTION - MAY

ROWAN	2263
CHINA GROVE	378
CLEVELAND	61
EAST SPENCER	36
GOLD HILL	92
GRANITE QUARRY	15
KANNAPOLIS	222
LANDIS	40
MOUNT ULLA	116
ROCKWELL	93
SALISBURY	1065
SPENCER	48
WOODLEAF	70

COUNTY TICKET DISTRIBUTION - MAY

STANLY	1152
ALBEMARLE	363
AQUADALE	4
BADIN	16
LAMBERT	1
LOCUST	285
MILLINGPORT	5
MISENHEIMER	2
NEW LONDON	61
NORWOOD	116
OAKBORO	172
RED CROSS	16
RICHFIELD	24
STANFIELD	87

DAMAGES

DIRT Damage Information
Reporting Tool



May Damages

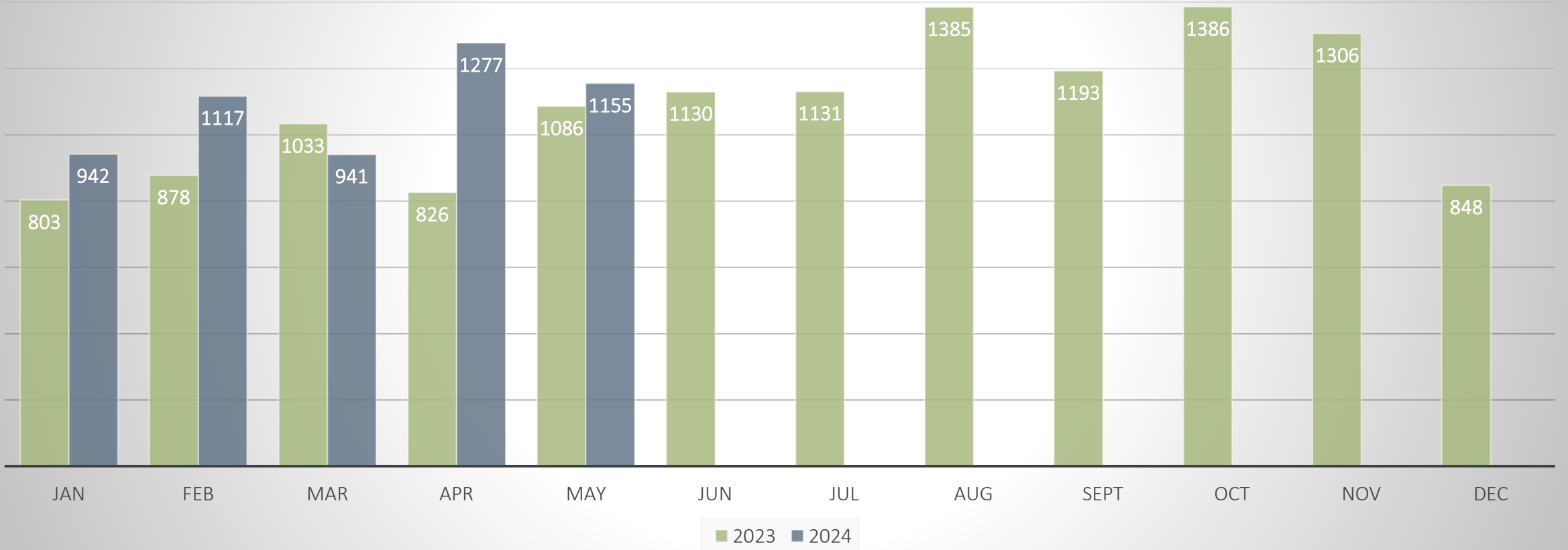
NC-Alamance	13
NC-Alexander	4
NC-Avery	1
NC-Beaufort	2
NC-Bladen	1
NC-Brunswick	18
NC-Buncombe	14
NC-Burke	3
NC-Cabarrus	13
NC-Caldwell	8
NC-Carteret	4
NC-Caswell	1
NC-Catawba	34
NC-Chatham	17
NC-Chowan	1
NC-Clay	2
NC-Cleveland	13
NC-Columbus	4
NC-Craven	2
NC-Cumberland	52
NC-Currituck	6
NC-Dare	9

NC-Davidson	12
NC-Davie	7
NC-Duplin	2
NC-Durham	51
NC-Edgecombe	3
NC-Forsyth	30
NC-Franklin	7
NC-Gaston	25
NC-Guilford	40
NC-Halifax	1
NC-Harnett	25
NC-Haywood	7
NC-Henderson	17
NC-Hoke	15
NC-Iredell	34
NC-Johnston	10
NC-Jones	1
NC-Lee	8
NC-Lenoir	4
NC-Lincoln	6
NC-Macon	2
NC-Martin	1
NC-Mecklenburg	216
NC-Montgomery	3
NC-Moore	17

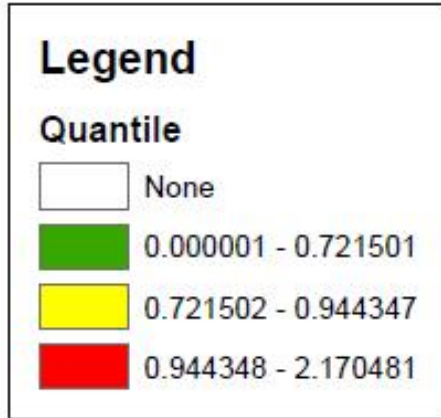
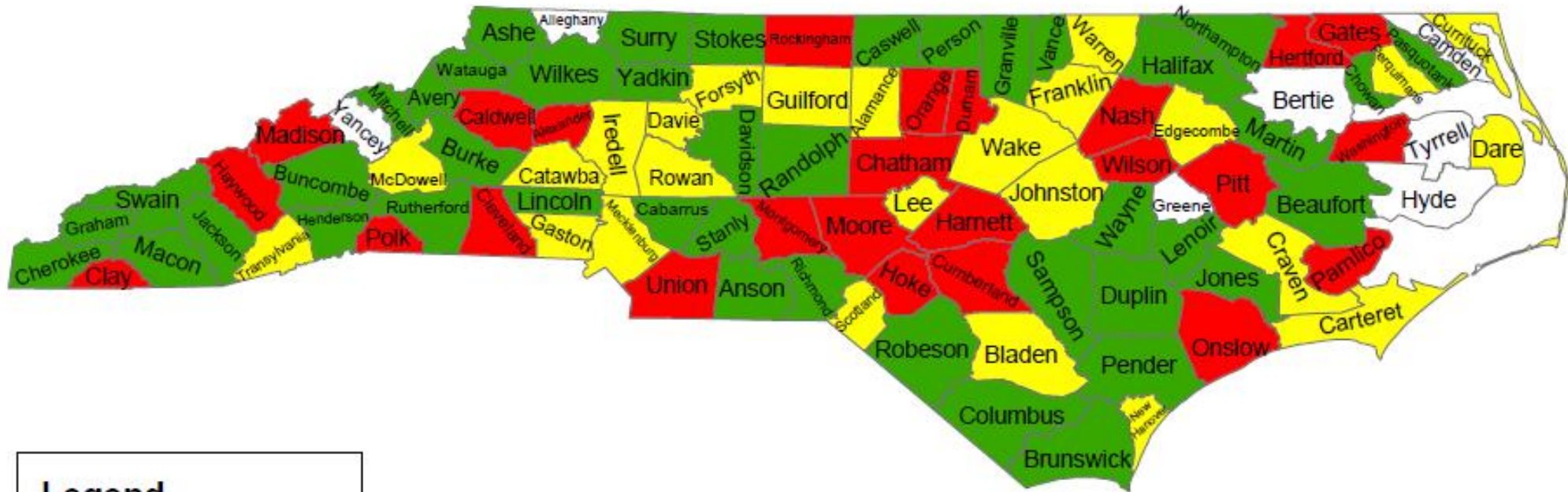
NC-Nash	21
NC-New Hanover	28
NC-Onslow	22
NC-Orange	31
NC-Pamlico	1
NC-Pasquotank	1
NC-Pender	7
NC-Perquimans	4
NC-Person	2
NC-Pitt	20
NC-Polk	1
NC-Randolph	3
NC-Robeson	3
NC-Rockingham	7
NC-Rowan	7
NC-Rutherford	4
NC-Scotland	2
NC-Stanly	5
NC-Stokes	1
NC-Surry	1
NC-Transylvania	3
NC-Union	43
NC-Wake	163
NC-Watauga	2
NC-Wayne	2
NC-Wilkes	1
NC-Wilson	3
NC-Yadkin	1

Grand Total 1,155

Damages in North Carolina 2024 vs 2023



Damages Per 1,000 Transmissions



Top 10 Callers for Cabarrus

1	UTILITY LINES CONSTRUCTION SERVICES, INC	667
2	PRINCE TELECOM	214
3	NATIONAL ONDEMAND	187
4	G CAMPBELL CONSTRUCTION	116
5	PIKE GAS	104
6	DOUBLE J DIRECTIONAL DRILLING, LLC	99
7	WINDSTREAM COMMUNICATIONS	81
8	WINDSTREAM COMMUNICATIONS	73
9	G P ASSOCIATES, INC	72
10	ANSCO & ASSOCIATES LLC	67

Top 10 Callers for - Rowan

1	UTILITY LINES CONSTRUCTION SERVICES, INC	307
2	NATIONAL ONDEMAND	175
3	MIGHTY SERVICES	105
4	CITY OF SALISBURY	89
5	MILLER PIPELINE	80
6	DUKE ENERGY	75
7	COOK UNDERGROUND CONTRACTING LLC	74
8	J T RUSSELL AND SONS, INC	32
9	PEACHTREE SERVICES	31
10	AT&T UTILITY OPERATIONS	30

Top 10 Callers for - Stanly

1	UTILITY LINES CONSTRUCTION SERVICES, INC	92
2	NATIONAL ONDEMAND	79
3	CITY OF ALBEMARLE	54
4	WINDSTREAM COMMUNICATIONS	49
5	METRO TECH	48
6	DELLINGER INC	38
7	WINDSTREAM COMMUNICATIONS	31
8	PRICE GREGORY	29
9	BLYTHE DEVELOPMENT	25
10	BLYTHE DEVELOPMENT	24

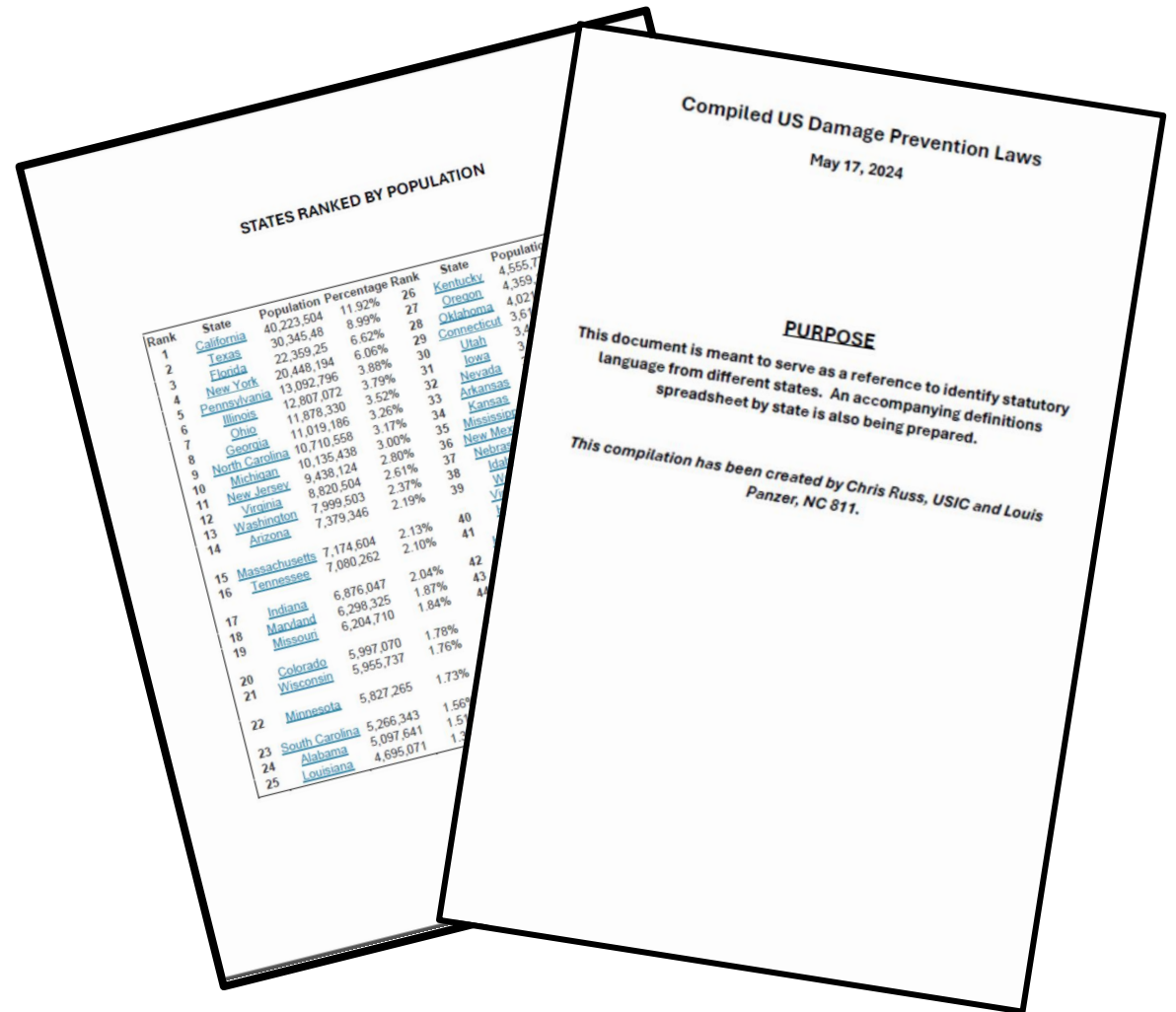
- Task Team Formed
- Senator Sponsors (Lazzara, Rep. Arp)
- Two Meetings Occurred
- Shared Compilation of All State Laws (990 pages worth)
- Redlined Document Shared With Task Team
- Goal is completed language for 2025

STATES RANKED BY POPULATION

Rank	State	Population	Percentage	Rank	State	Population	Percentage
1	California	40,223,504	11.92%	26	Kentucky	4,555,777	1.35%
2	Texas	30,345,48	8.99%	27	Oregon	4,359,110	1.29%
3	Florida	22,359,25	6.62%	28	Oklahoma	4,021,753	1.19%
4	New York	20,448,194	6.06%	29	Connecticut	3,615,499	1.07%
5	Pennsylvania	13,092,796	3.88%	30	Utah	3,423,935	1.01%
6	Illinois	12,807,072	3.79%	31	Iowa	3,233,572	0.96%
7	Ohio	11,878,330	3.52%	32	Nevada	3,225,832	0.96%
8	Georgia	11,019,186	3.26%	33	Arkansas	3,040,207	0.90%
9	North Carolina	10,710,558	3.17%	34	Kansas	2,963,308	0.88%
10	Michigan	10,135,438	3.00%	35	Mississippi	2,959,473	0.88%
11	New Jersey	9,438,124	2.80%	36	New Mexico	2,135,024	0.63%
12	Virginia	8,820,504	2.61%	37	Nebraska	2,002,052	0.59%
13	Washington	7,999,503	2.37%	38	Idaho	1,920,562	0.57%
14	Arizona	7,379,346	2.19%	39	West Virginia	1,775,932	0.53%
15	Massachusetts	7,174,604	2.13%	40	Hawaii	1,483,762	0.44%
16	Tennessee	7,080,262	2.10%	41	New Hampshire	1,395,847	0.41%
17	Indiana	6,876,047	2.04%	42	Maine	1,372,559	0.41%
18	Maryland	6,298,325	1.87%	43	Montana	1,112,668	0.33%
19	Missouri	6,204,710	1.84%	44	Rhode Island	1,110,822	0.33%
20	Colorado	5,997,070	1.78%	45	Delaware	1,017,551	0.30%
21	Wisconsin	5,955,737	1.76%	46	South Dakota	908,414	0.27%
22	Minnesota	5,827,265	1.73%	47	North Dakota	811,044	0.24%
23	South Carolina	5,266,343	1.56%	48	Alaska	740,339	0.22%
24	Alabama	5,097,641	1.51%	49	Vermont	647,156	0.19%
25	Louisiana	4,695,071	1.39%	50	Wyoming	583,279	0.17%



- Tolerance Zone (24-18 inches)
- Ticket Life (15-30 working days)
- Hinging the locate time to the work date
- Clarifying ticket size
- Mark Maintenance
- Enforcement items



NOTE: 5.78% of US population in NC and VA.
Reach out if you would like a copy of compiled laws document.





EDUCATION TEAM



Parrish
Reddick
Piedmont Liaison



Steven Moore
Media Relations
Specialist



Ann Rushing
Education
Manager



Tami Groves
Southeast
Liaison



Howard
Corey
Eastern Liaison



Tyler Ross
Western Liaison



Follow NCUCC on Facebook. There we will post meeting info, schedules, photos and videos and joint conference updates.

facebook.com/ncucc1

THANK YOU

A copy of this presentation is available at

www.ncucc.org

If this meeting was virtual or hybrid, a video is available on ncucc.org. Go to County UCC's.

The video will be listed under the month and year the meeting took place.

Cabarrus/Rowan/Stanly Co UCC
June 2024

Meeting opened by Jimmy Gray.

Safety moment shared by Jimmy Gray. Keep hydrated and make sure coworkers hydrated.

NC811 presentation given by Tami Groves

Piedmont Natural Gas – In Stanly Co they will be replacing a 4” steel line.

Williams Pipeline – Mt. Valley pipeline is flowing gas. Few small leaks that had to be addressed. Lexington working on 5 phases for new station on Becky Hill Road.

Dominion Energy – M71 project from Enochville to Concord possibly starting in July.

Lauren was out with coworker in nature preserve that would be crossing pipeline. They were out on Thur and then back on Tues. By the time they got back, the excavator had built on the right of way. Had they gone in with 4th pole there would have been an incident. Dominion recently had an excavator dispute a bill from a damage in Kannapolis. The excavator had already struck a two inch line and this damage was a four inch strike. The excavator said there were no marks, but there were pictures and flags. He agreed that he needed to work with his field staff for further training.

It's always a good idea to swing by the job site of excavators working in your area just to touch base and keep communication lines open.

Next meeting is Thursday, July 11 in Concord at Dominion Energy

Cab / Row / Stan

June 2024

Paul Coutinho	Sun State	919-538-3377
Jimmy Gray	Dominion Energy	704-574-3469
Tami Groves	NC 811	336-601-8644
Zac Harris	PNG	336-442-7083
Lauren Skufka	Dominion Energy	216-633-8865
Eddie Phillips	Williams Pipeline	336-479-3831
Matthew Yarbrough	PNG	704-202-7377
Daniel Cook	PNG	704-640-5861
Marshall Heming	PNG	704-506-5688
Josh Dubois	Heath	

meeting opened by Jimmy Gray
safety moment - heat awareness

NC 811 presentation given by
Tami Groves

PNG -