



★ NC811
★ MONTHLY UPDATE
★ JULY 2024
★
★
★ CUMBERLAND COUNTY
★
★
★
★
★
★

UPCOMING MEETINGS

- **NC State UCC Meeting**
Tuesday, July 9 from 10 to 12
Charlotte Water, 4100 W Tyvola Rd, Charlotte
- **Underground Damage Prevention Review Board**
Wednesday, July 10 from 10 to 4
NC811 Events Center, Greensboro
<https://udprb.nc.gov/Reporting-a-Violation>
- **Locate Resolution Partnership Committee**
Wednesday, July 17 from 11 to 1
NC811 Events Center, Greensboro
<https://ncucc.org/locate-resolution-partnership-committee/>



UPCOMING MEETINGS

- **NC811 Board Meeting**
Friday, July 19 from 8 to 12
Crowne Plaza Resort, 1 Resort Dr, Asheville



UPCOMING MEETINGS

- **AUGUST 8th**
Washington Nationals Game
1500 S Capitol St SE, Washington, DC
- **AUGUST 11th**
Greensboro Grasshoppers Game for 8-11 Day!
1pm to 5pm
408 Bellemeade St, Greensboro, NC



CALENDAR

NC811 & NCUCC event
calendars can be found
on nc811.org or the nc811
app



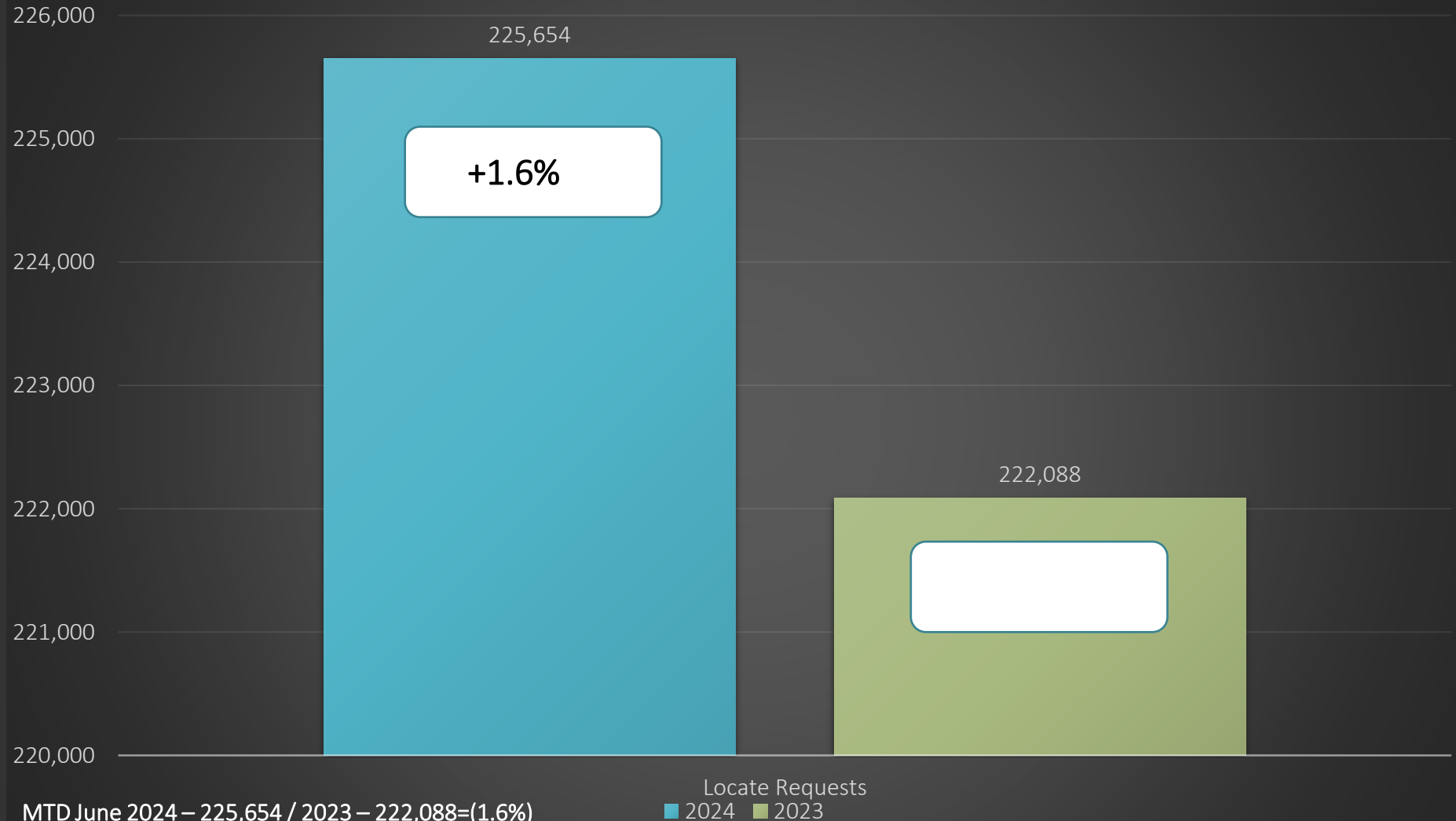


DATA INSIGHTS

Locate Request,
Transmissions,
County ticket volume
and distribution



Locate Requests for NC - June 2024 vs 2023



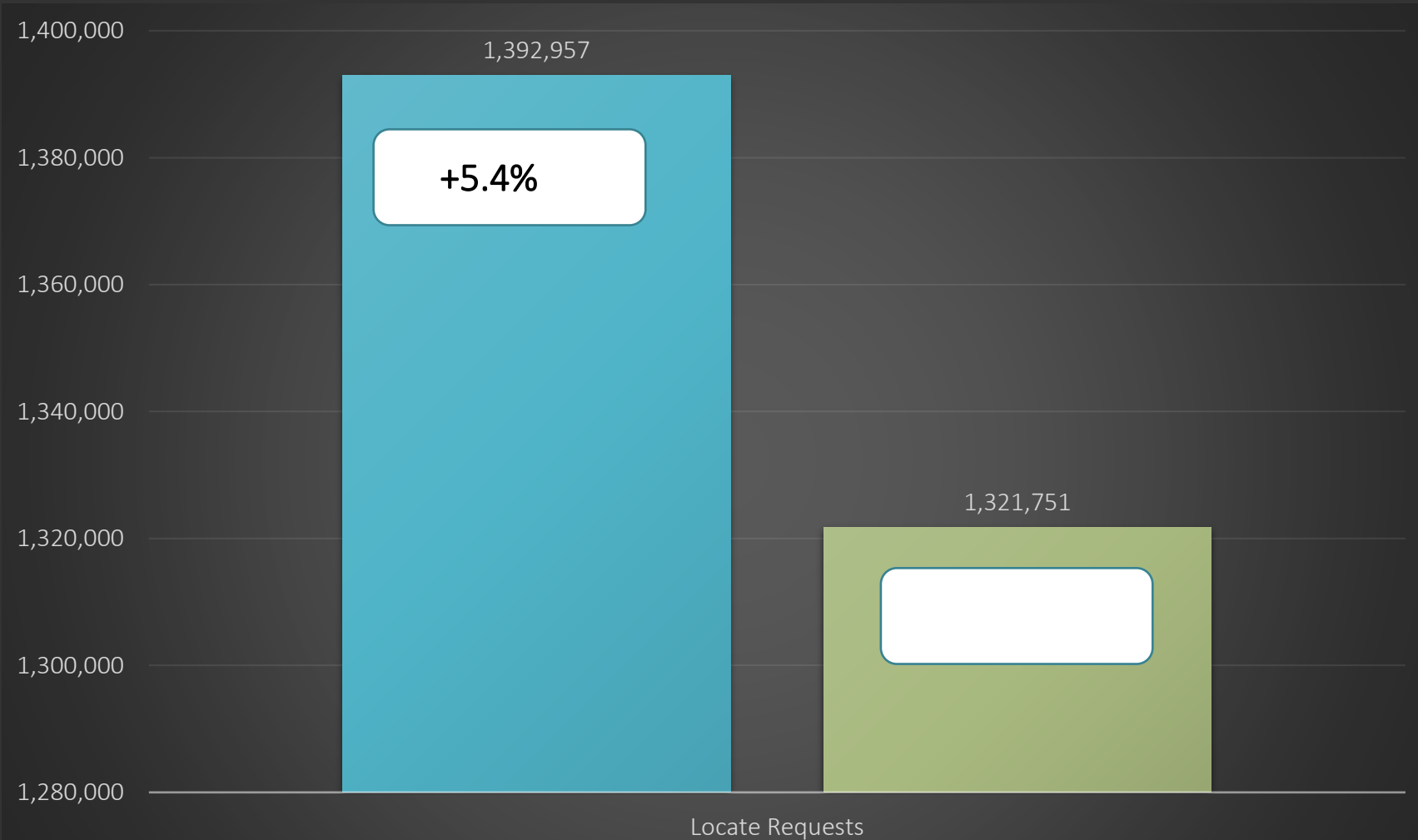
MTD June 2024 – 225,654 / 2023 – 222,088 = (1.6%)

YTD 2024 – 1,392,957 / 2023 – 1,321,751 = +5.4 %

Updates for June 2024 – (70,564) = 31.3% of volume / May 2024 = 35.1% (3.8% Decrease from the month before)

Locate Requests
■ 2024 ■ 2023

Locate Requests for NC - YTD




MTD June 2024 – 225,654 / 2023 – 222,088=(1.9%)

YTD 2024 – 1,392,957/ 2023 – 1,321,751 = +5.4 %

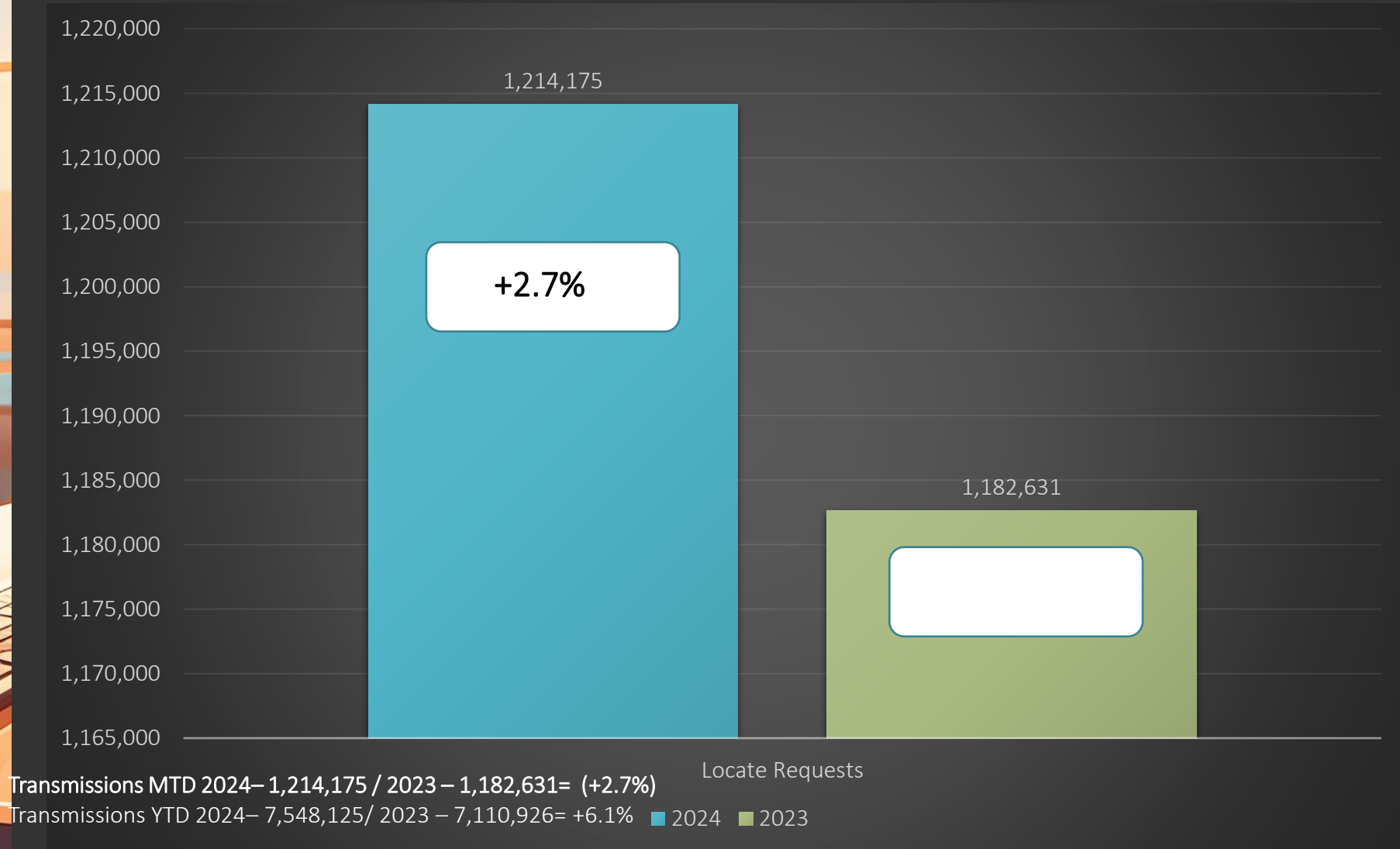
Updates for June 2024 – (70,564) = 31.3% of volume / May 2024 = 35.1% (3.8% Decrease from the month before)

■ 2024 ■ 2023

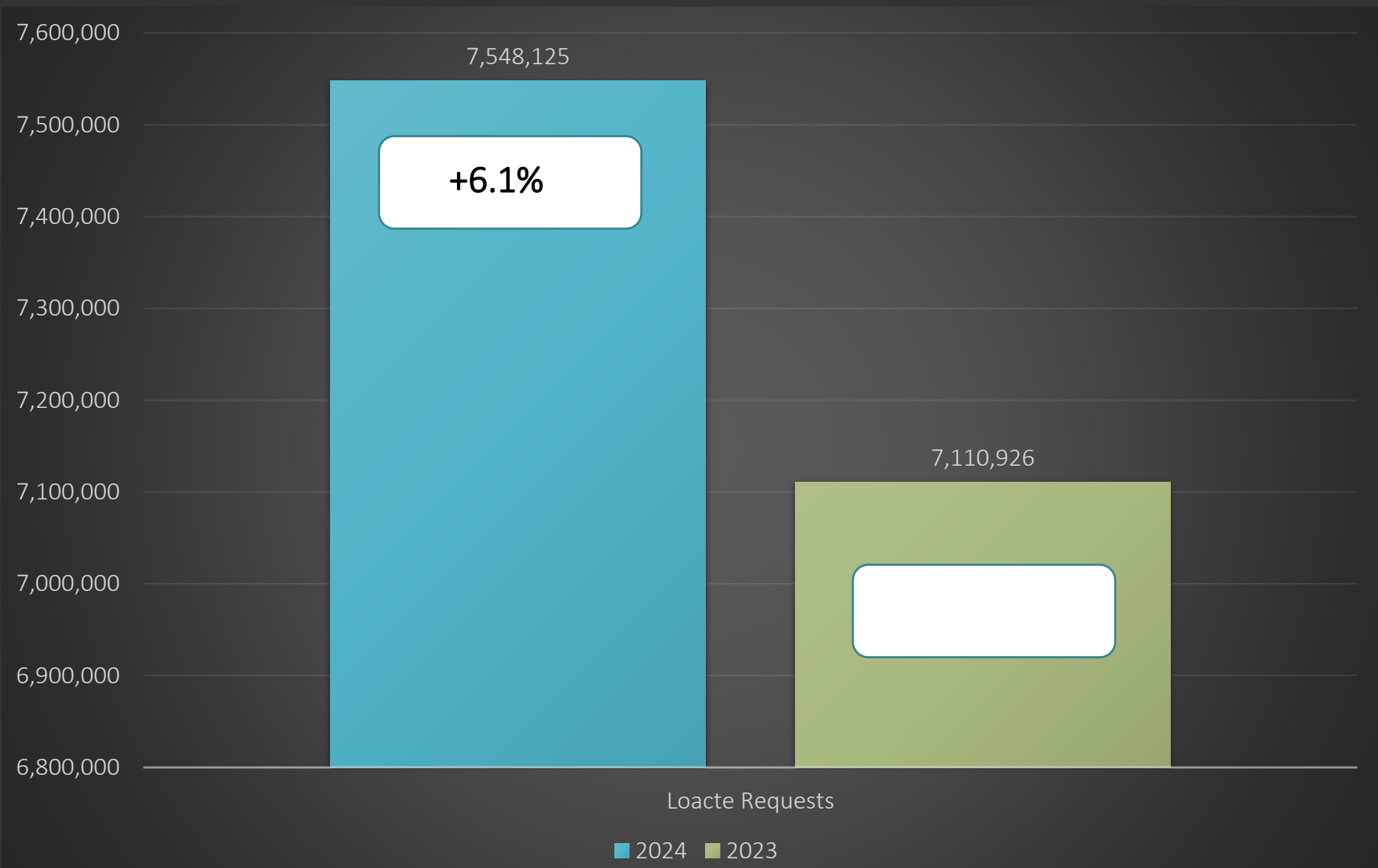




Transmissions for NC - June 24 vs 23



Transmissions for NC - YTD 2024



Transmissions MTD 2024- 1,214,175 / 2023 - 1,182,631= (+1.1%)

Transmissions YTD 2024- 7,548,125/ 2023 - 7,110,926= (+6.1%)



2024 NCDOT Equipment Operators Training Event



2024 NCDOT Equipment Operators Training Event



COUNTY TICKET

2024 VS 2023

Cumberland	3 HR	CNCL	NEW	RXMT	UPDT	TOTAL Tickets
2023	103	59	3329	56	1576	5123
2024	162	81	3415	54	1386	5098
+/- Var	57.3%	37.3%	2.6%	-3.6%	-12.1%	-0.5%
		Avg Locates per Day				243

COUNTY TICKET

YTD VS PREVIOUS YEAR

Cumberland	3 HR	CNCL	NEW	RXMT	UPDT	TOTAL Tickets
2023	475	259	18532	271	8006	27543
2024	1183	341	25166	468	9573	36731
+/- Var	149.1%	31.7%	35.8%	72.7%	19.6%	33.4%
		Avg Locates per Day				294

COUNTY TICKET DISTRIBUTION - JUNE

County/Place	06 June
CUMBERLAND	5098
BEAVER CREEK	4
CEDAR CREEK	12
CLIFDALE	1
CUMBERLAND	8
EASTOVER	243
FALCON	97
FAYETTEVILLE	3442
FORT BRAGG	5
FORT LIBERTY	141
GODWIN	67
GRAYS CREEK	49

HOPE MILLS	751
LINDEN	44
SPRING LAKE	120
STEDMAN	41
VANDER	24
WADE	49

DAMAGES

DIRT Damage Information
Reporting Tool



June Damages

ALAMANCE	14
ALEXANDER	4
ALLEGHANY	0
ANSON	1
ASHE	0
AVERY	0
BEAUFORT	3
BERTIE	2
BLADEN	1
BRUNSWICK	10
BUNCOMBE	26
BURKE	4
CABARRUS	19
CALDWELL	5
CAMDEN	0
CARTERET	7
CASWELL	0
CATAWBA	30
CHATHAM	12
CHEROKEE	2
CHOWAN	1
CLAY	2
CLEVELAND	14
COLUMBUS	7
CRAVEN	5
CUMBERLAND	49
CURRITUCK	9
DARE	5
DAVIDSON	18
DAVIE	7
DUPLIN	5
DURHAM	61

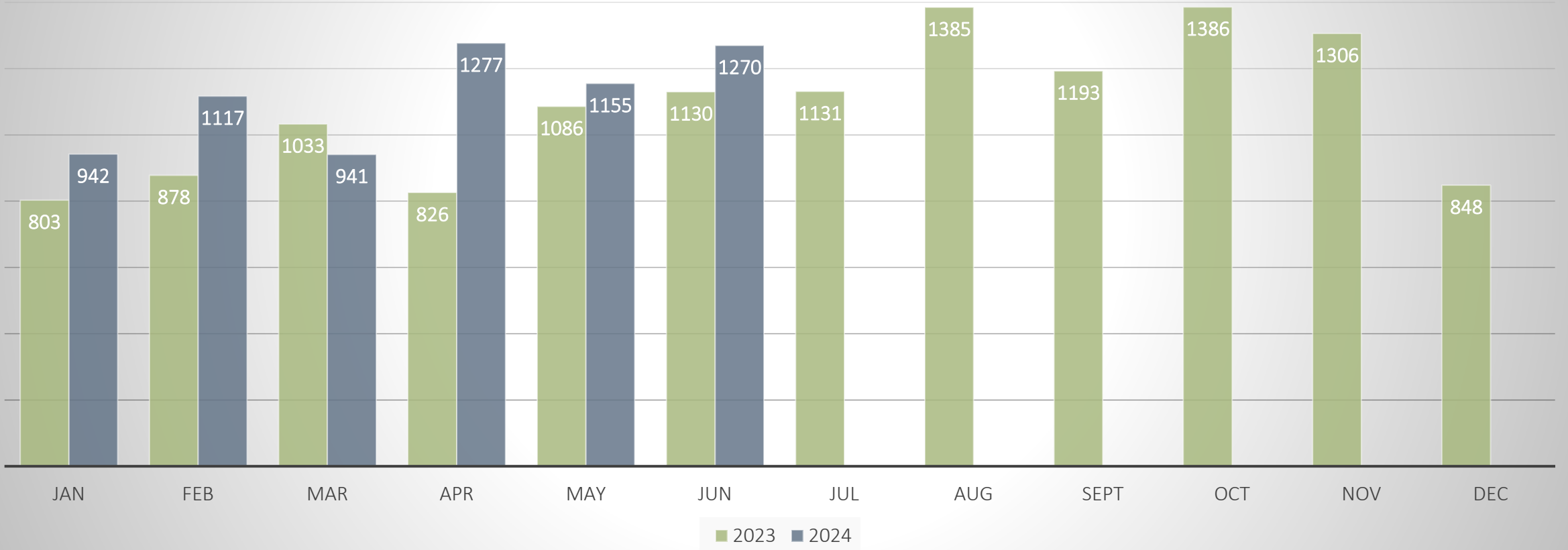
EDGECOMBE	1
FORSYTH	29
FRANKLIN	5
GASTON	33
GATES	0
GRAHAM	0
GRANVILLE	1
GREENE	0
GUILFORD	30
HALIFAX	1
HARNETT	32
HAYWOOD	1
HENDERSON	4
HERTFORD	1
HOKE	7
HYDE	1
IREDELL	31
JACKSON	3
JOHNSTON	37
JONES	4
LEE	11
LENOIR	9
LINCOLN	10
MACON	1
MADISON	0
MARTIN	0
MCDOWELL	1
MECKLENBURG	234
MITCHELL	0
MONTGOMERY	4
MOORE	17
NASH	34

NEW HANOVER	28
NORTHAMPTON	0
ONslow	25
ORANGE	25
PAMLICO	5
PASQUOTANK	1
PENDER	7
PERQUIMANS	0
PERSON	1
PITT	3
POLK	4
RANDOLPH	15
RICHMOND	1
ROBESON	4
ROCKINGHAM	11
ROWAN	15
RUTHERFORD	2
SAMPSON	2
SCOTLAND	0
STANLY	2
STOKES	0
SURRY	1
SWAIN	0
TRANSYLVANIA	1
TYRRELL	0
UNION	33
VANCE	0
WAKE	208
WARREN	0
WASHINGTON	0
WATAUGA	1

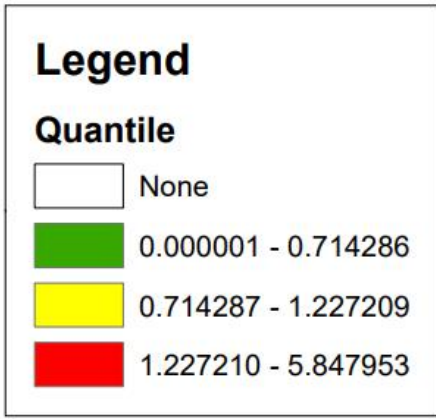
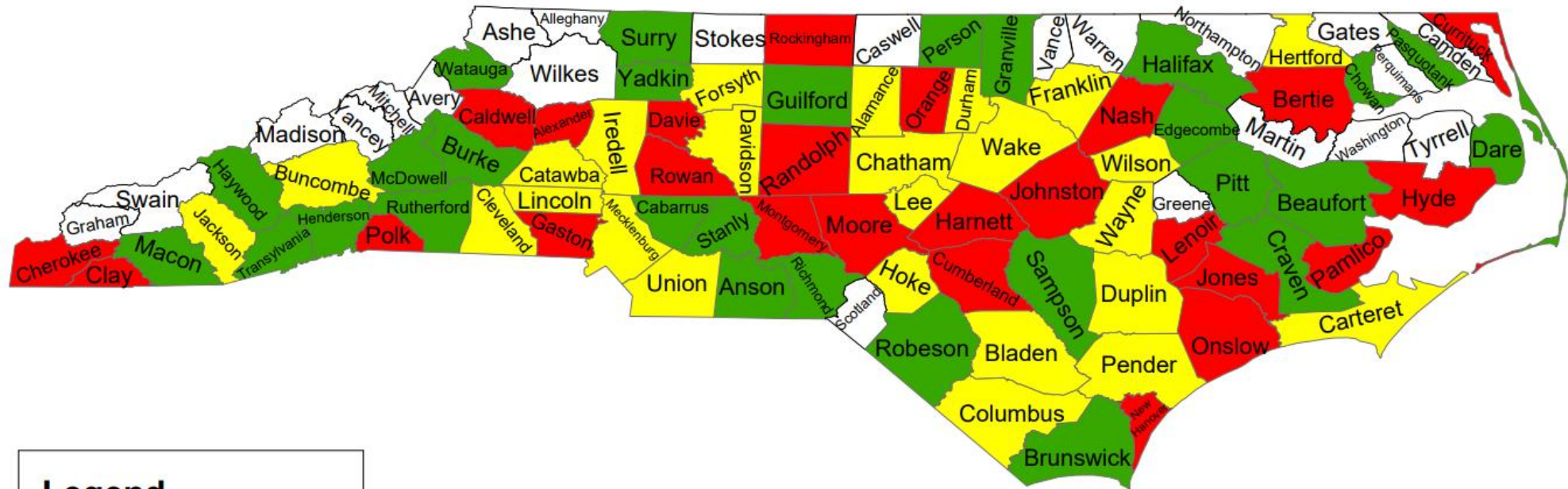
Grand Total: 1270

WAYNE	6
WILKES	0
WILSON	2
YADKIN	2
YANCEY	0

Damages in North Carolina 2024 vs 2023



Damages Per 1,000 Transmissions



Top 10 Callers for – Cumberland County

Rank	Name	Totals
1	W G UNDERGROUND, LLC	526
2	CANOS SERVICES, LLC	330
3	CINTERRA	271
4	RG COMMUNICATIONS, INC	262
5	S T WOOTEN CORPORATION	186
6	SOLUTIONS UNDERGROUND, LLC	161
7	FAYETTEVILLE PWC	143
8	DPW	138
9	A & L CABLE SERVICES, INC	128
10	JP PIPE INSTALLATION LLC	125
11	UTILITY NETWORK SOLUTIONS, LLC	120
12	BRANCH CIVIL	108
13	GREEN BIZ NURSERY	101
14	S T WOOTEN CORPORATION	100
15	SOUTHEAST CONNECTIONS, LLC	78

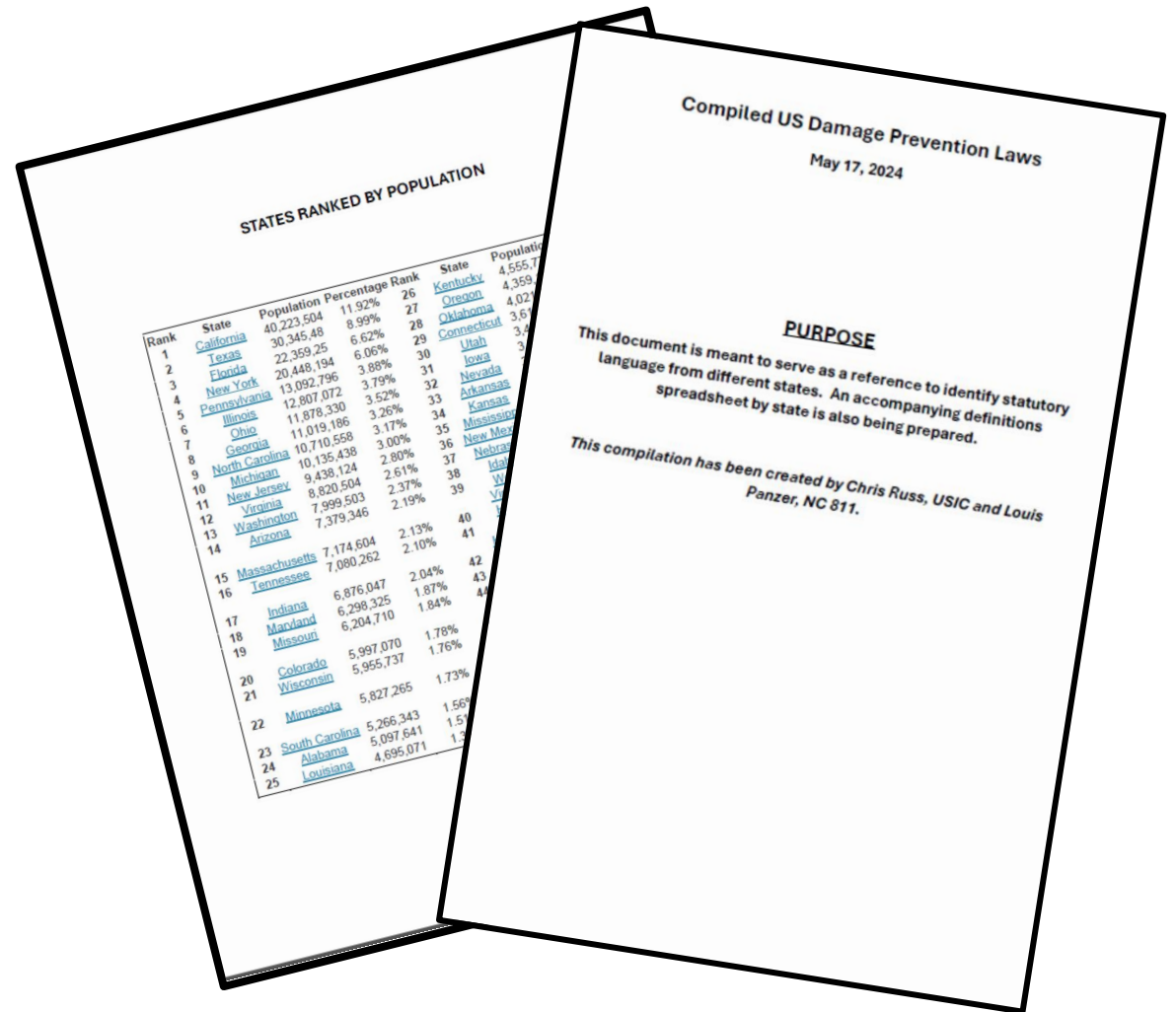
- Task Team Formed
- Senator Sponsors (Lazzara, Rep. Arp)
- Three Meetings Occurred
- Shared Compilation of All State Laws (990 pages worth)
- Redlined Document Shared With Task Team
- Goal is completed language for 2025

STATES RANKED BY POPULATION

Rank	State	Population	Percentage	Rank	State	Population	Percentage
1	California	40,223,504	11.92%	26	Kentucky	4,555,777	1.35%
2	Texas	30,345,48	8.99%	27	Oregon	4,359,110	1.29%
3	Florida	22,359,25	6.62%	28	Oklahoma	4,021,753	1.19%
4	New York	20,448,194	6.06%	29	Connecticut	3,615,499	1.07%
5	Pennsylvania	13,092,796	3.88%	30	Utah	3,423,935	1.01%
6	Illinois	12,807,072	3.79%	31	Iowa	3,233,572	0.96%
7	Ohio	11,878,330	3.52%	32	Nevada	3,225,832	0.96%
8	Georgia	11,019,186	3.26%	33	Arkansas	3,040,207	0.90%
9	North Carolina	10,710,558	3.17%	34	Kansas	2,963,308	0.88%
10	Michigan	10,135,438	3.00%	35	Mississippi	2,959,473	0.88%
11	New Jersey	9,438,124	2.80%	36	New Mexico	2,135,024	0.63%
12	Virginia	8,820,504	2.61%	37	Nebraska	2,002,052	0.59%
13	Washington	7,999,503	2.37%	38	Idaho	1,920,562	0.57%
14	Arizona	7,379,346	2.19%	39	West Virginia	1,775,932	0.53%
15	Massachusetts	7,174,604	2.13%	40	Hawaii	1,483,762	0.44%
16	Tennessee	7,080,262	2.10%	41	New Hampshire	1,395,847	0.41%
17	Indiana	6,876,047	2.04%	42	Maine	1,372,559	0.41%
18	Maryland	6,298,325	1.87%	43	Montana	1,112,668	0.33%
19	Missouri	6,204,710	1.84%	44	Rhode Island	1,110,822	0.33%
20	Colorado	5,997,070	1.78%	45	Delaware	1,017,551	0.30%
21	Wisconsin	5,955,737	1.76%	46	South Dakota	908,414	0.27%
22	Minnesota	5,827,265	1.73%	47	North Dakota	811,044	0.24%
23	South Carolina	5,266,343	1.56%	48	Alaska	740,339	0.22%
24	Alabama	5,097,641	1.51%	49	Vermont	647,156	0.19%
25	Louisiana	4,695,071	1.39%	50	Wyoming	583,279	0.17%



- Tolerance Zone (24-18 inches)
- Mandatory White Lining
- Ticket Life (15-30 working days)
- Hinging the locate time to the work date
- Clarifying ticket size
- Mark Maintenance
- Enforcement items



NOTE: 5.78% of US population in NC and VA.
Reach out if you would like a copy of compiled laws document.

Represented Groups:

Sen. Michael Lazzara Michael.Lazzara@ncleg.gov

NC 811: Louis Panzer, louis@nc811.org

Locators: Christopher Russ ChristopherRuss@usicllc.com

Surveyors: Sherri Barron SBarron@ncsurveyors.com

Municipalities: Allen Turnage aturnage@townofclaytonnc.org

Gas Transmission: API, David McGowan 919-412-4200, mcgowand@api.org

Gas Distribution: Collins, Jim Jim.Collins@duke-energy.com

Electric: BARE, DANIEL DANIEL.BARE@duke-energy.com

Telecommunications: Hardin, Sarah A Sarah.Hardin@windstream.com

NCDOT: Garry, Keith T ktgarry@ncdot.gov

AGC: Bill Stricker BStricker@CarolinasAGC.org

NUCA: Justus Everett j53everett@abeutilities.com

NCRWA: Heather Summers heathersomers@ncrwa.org

NCEMC/UGDPRB: Jake Joplin jakej@ccemc.com



Promote Safety at your next meeting with NC811's Tailgate Safety Talk Papers!

Enhance your safety meetings with our newly released Tailgate Safety Talk papers, now available for download from [NC811.org](https://www.nc811.org)! Located under the Education Resource section, these comprehensive papers cover 26 crucial safety topics designed to keep your team informed and protected.





NC 811.ORG EDUCATION TEAM



Parrish
Reddick
Piedmont Liaison



Steven Moore
Media Relations
Specialist



Ann Rushing
Education
Manager



Tami Groves
Southeast
Liaison



Howard
Corey
Eastern Liaison



Tyler Ross
Western Liaison



Follow NCUCC on Facebook. There we will post meeting info, schedules, photos and videos and joint conference updates.

facebook.com/ncucc1

THANK YOU

A copy of this presentation is available at www.ncucc.org

If this meeting was virtual or hybrid, a video is available on ncucc.org. Go to County UCC's.

The video will be listed under the month and year the meeting took place.