



NC811  
MONTHLY  
UPDATE  
JUNE 2024

RANDOLPH UCC



# JUNE IS NATIONAL SAFETY MONTH





SCAN TO APPLY

# UPCOMING MEETINGS

- **NC State UCC Meeting**  
Tuesday, July 9 from 10 to 12  
Charlotte Water, 4100 W Tyvola Rd, Charlotte
- **Underground Damage Prevention Review Board**  
Wednesday, July 10 from 10 to 4  
NC811 Events Center, Greensboro  
<https://udprb.nc.gov/Reporting-a-Violation>
- **Locate Resolution Partnership Committee**  
Wednesday, July 17 from 11 to 1  
NC811 Events Center, Greensboro  
<https://ncucc.org/locate-resolution-partnership-committee/>



# UPCOMING MEETINGS

- **NC811 Board Meeting**  
Friday, July 19 from 8 to 12  
Crowne Plaza Resort, 1 Resort Dr, Asheville

Contact Virginia: [virginia@nc811.org](mailto:virginia@nc811.org)





# TRENCH SAFETY STAND DOWN WEEK

**JUNE 17-23, 2024**

## **What is a Safety Stand Down?**

A Safety Stand Down presents the opportunity for employers to talk directly to employees and others about safety.

These Stand Downs will focus on trench & excavation hazards and reinforce the importance of using trench protective systems and protecting workers from trenching hazards.

*Visit: <http://nuca.com/tssd/>*

# CALENDAR

NC811 & NCUCC event calendars can be found on [nc811.org](http://nc811.org) or the nc811 app





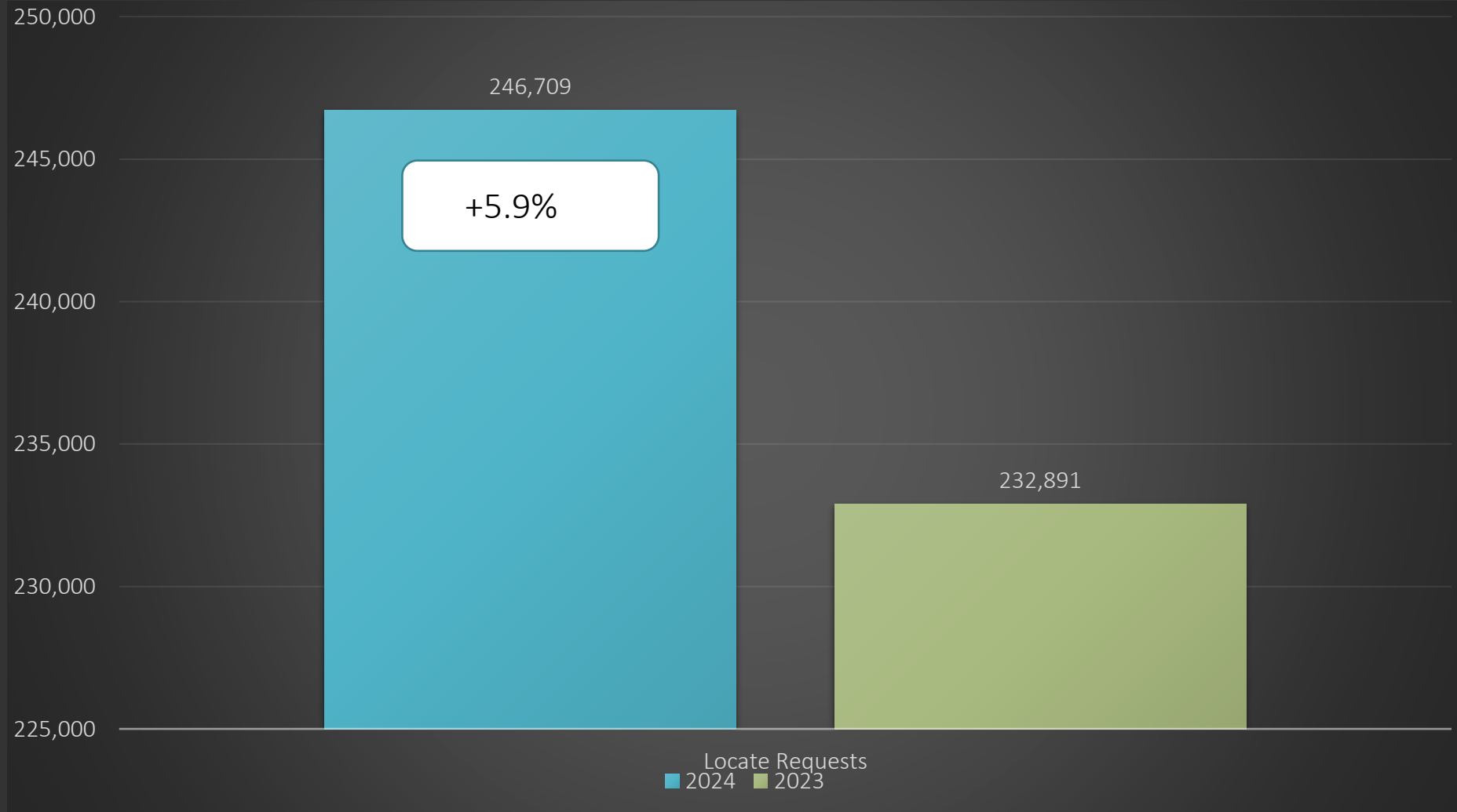
# DATA INSIGHTS

Locate Request,  
Transmissions,  
County ticket  
volume  
and distribution





# Locate Requests for NC - May 2024 vs 2023

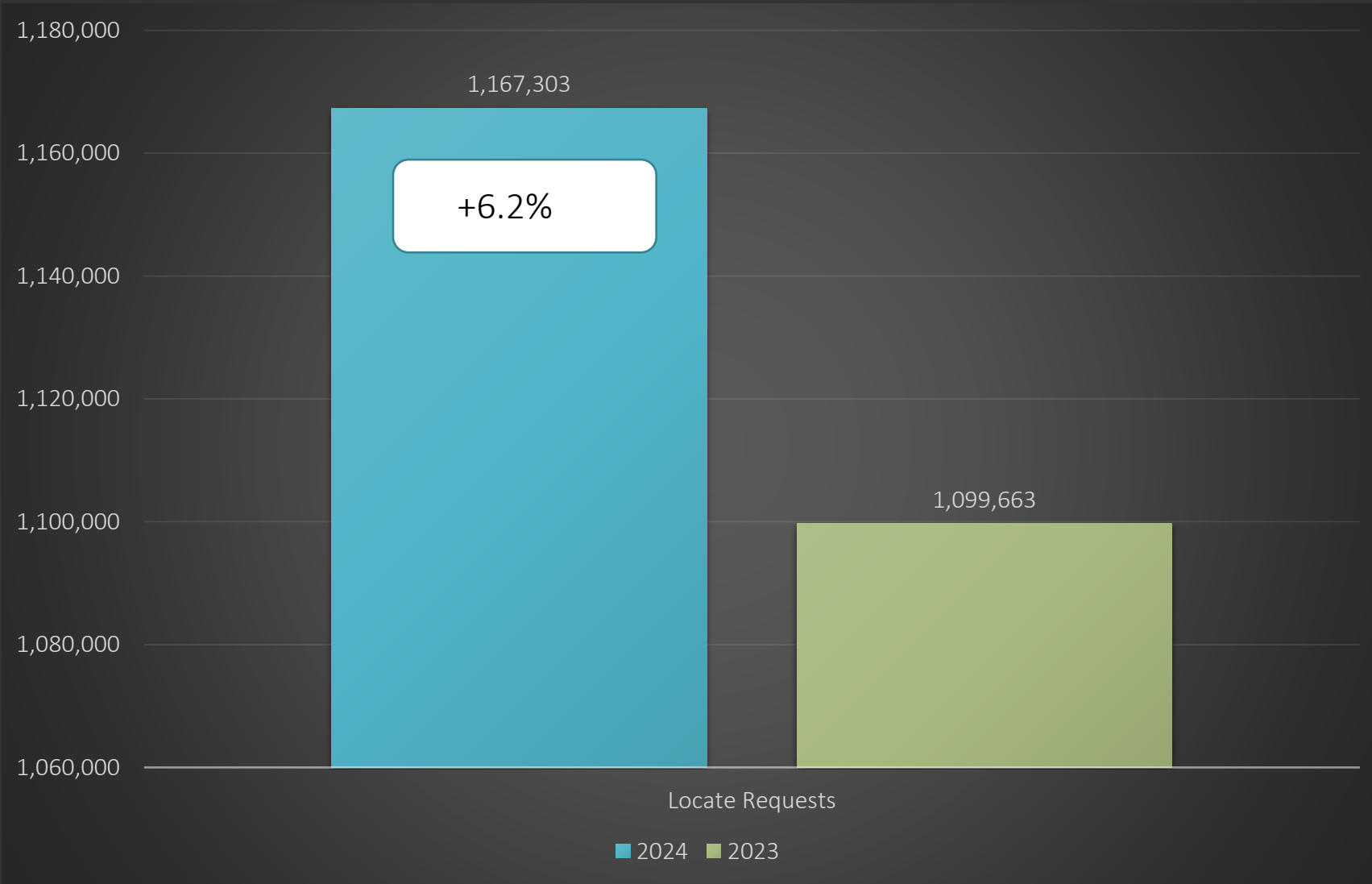


MTD May 2024 – 246,709 / 2023 – 232,891=(5.9%)

YTD 2024 – 1,167,303/ 2023 – 1,099,663 = +6.2 %

Updates for March 2024 – (79,139) = 32.1% of volume / April 31% = -1.1% (Increase the month before)

# Locate Requests for NC - YTD



MTD May 2024 – 246,709 / 2023 – 232,891=(5.9%)

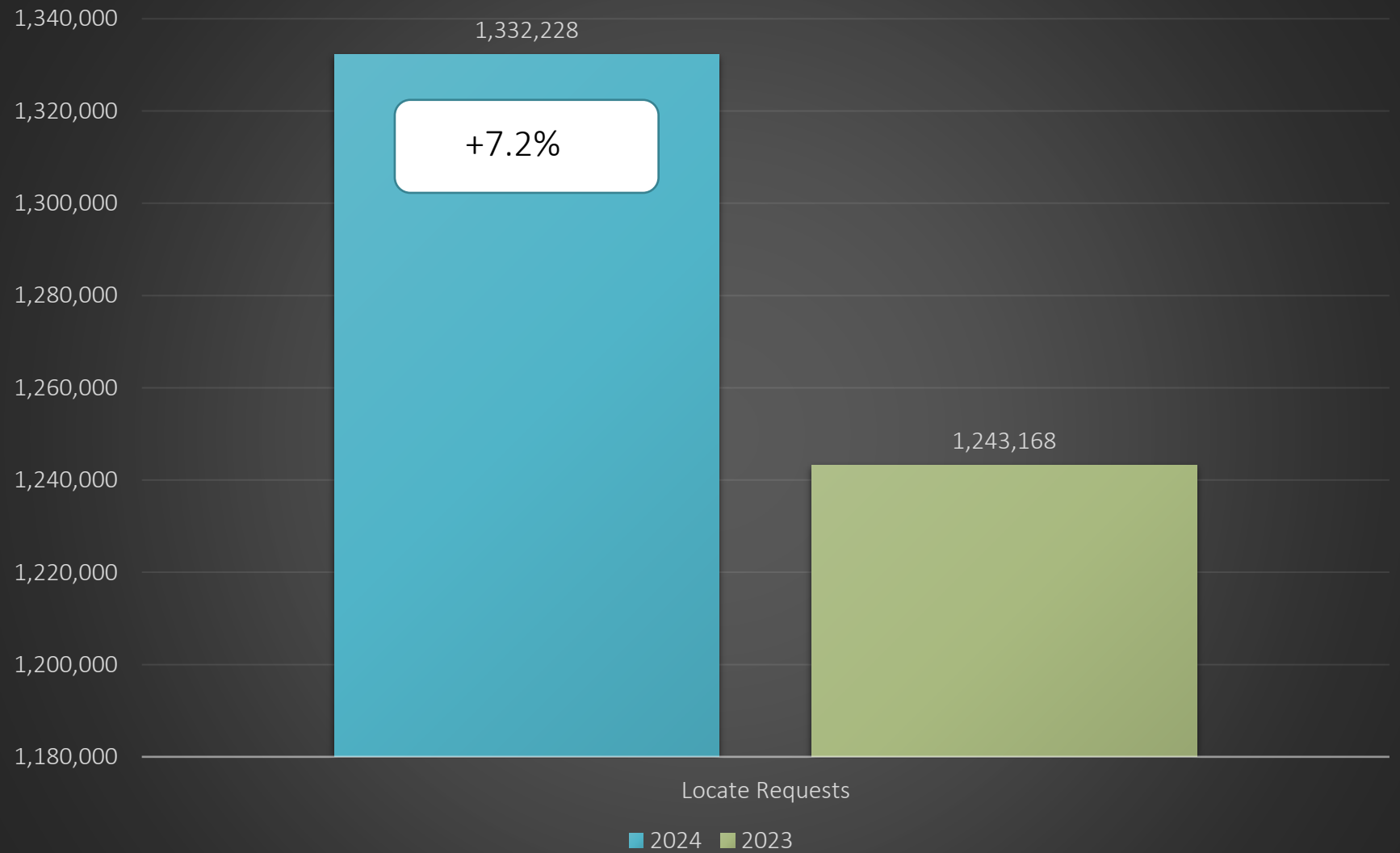
YTD 2024 – 1,167,303/ 2023 – 1,099,663 = +6.2 %

Updates for March 2024 – (79,139) = 32.1% of volume / April 31% = -1.1% (Increase the month before)





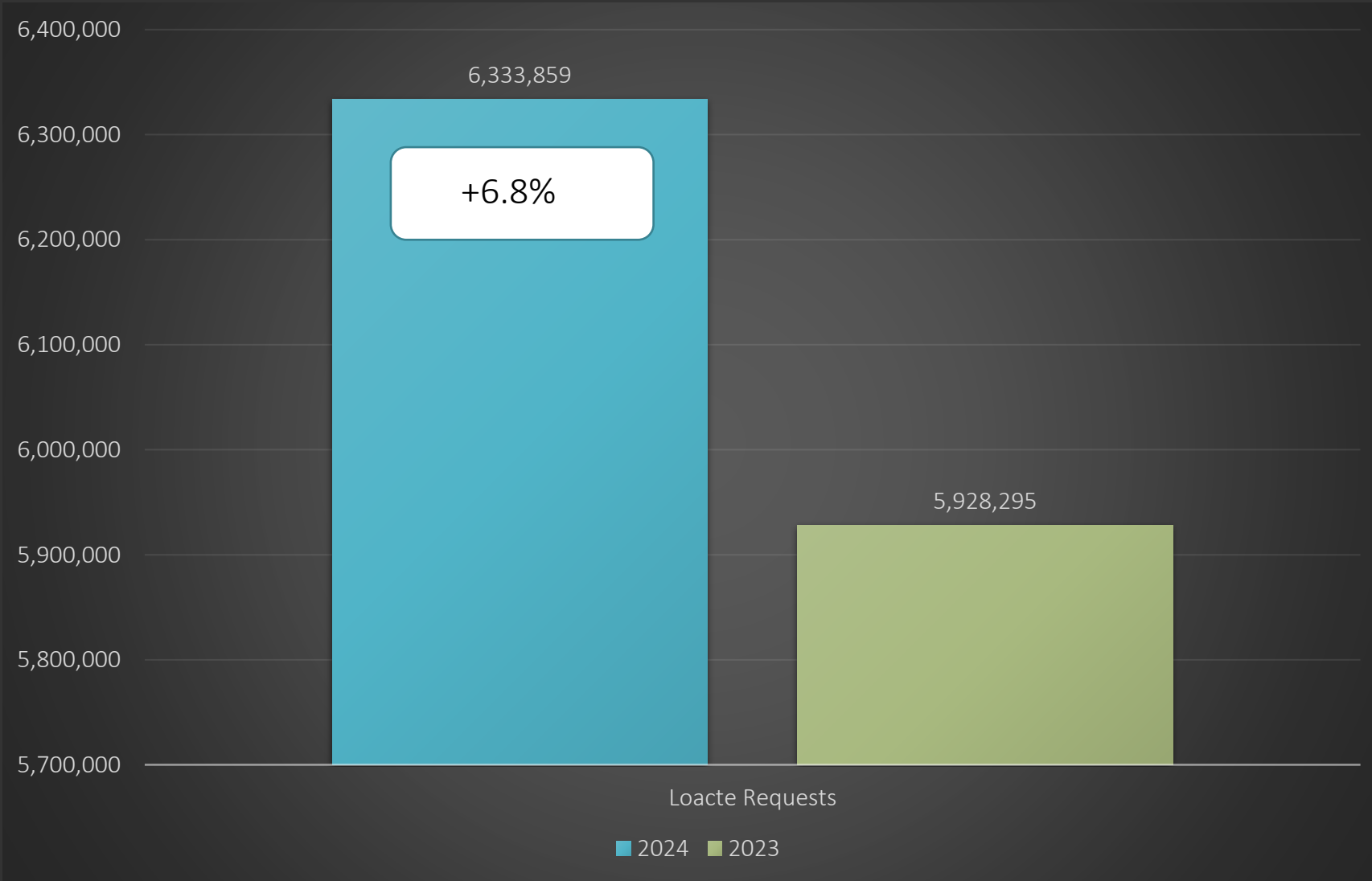
# Transmissions for NC - May 24 vs 23



Transmissions MTD 2024– 1,332,228 / 2023 – 1,243,168= (+7.2%)

Transmissions YTD 2024– 6,333,859/ 2023 – 5,928,295= +6.8%

# Transmissions for NC - YTD 2024



Transmissions MTD 2024– 1,332,228 / 2023 – 1,243,168= (+7.2%)

Transmissions YTD 2024– 6,333,859/ 2023 – 5,928,295= +6.8%



# COUNTY TICKET

2024 VS 2023

						<b>TOTAL Tickets</b>
<b>Randolph</b>	<b>3 HR</b>	<b>CNCL</b>	<b>NEW</b>	<b>RXMT</b>	<b>UPDT</b>	
<b>2023</b>	<b>220</b>	<b>21</b>	<b>2500</b>	<b>59</b>	<b>1383</b>	<b>4183</b>
<b>2024</b>	<b>83</b>	<b>17</b>	<b>1716</b>	<b>18</b>	<b>560</b>	<b>2394</b>
<b>+/- Var</b>	<b>-62.3%</b>	<b>-19.0%</b>	<b>-31.4%</b>	<b>-69.5%</b>	<b>-59.5%</b>	<b>-42.8%</b>
			<b>Avg Locates per Day</b>			<b>109</b>

# COUNTY TICKET

## YTD VS PREVIOUS YEAR

						<b>TOTAL Tickets</b>
<b>Randolph</b>	<b>3 HR</b>	<b>CNCL</b>	<b>NEW</b>	<b>RXMT</b>	<b>UPDT</b>	
<b>2023</b>	<b>907</b>	145	<b>10905</b>	303	<b>6292</b>	18552
<b>2024</b>	<b>264</b>	93	<b>7754</b>	167	<b>3166</b>	11444
<b>+/- Var</b>	<b>-70.9%</b>	-35.9%	<b>-28.9%</b>	-44.9%	<b>-49.7%</b>	-38.3%
			<b>Avg Locates per Day</b>			<b>110</b>

# COUNTY TICKET DISTRIBUTION - MAY

<b>RANDOLPH</b>	<b>2394</b>
ARCHDALE	<b>152</b>
<b>ASHEBORO</b>	<b>842</b>
CEDAR GROVE	11
COLERIDGE	5
FARMER	13
FRANKLINVILLE	39
GRAYS CHAPEL	4
HIGH POINT	26
LEVEL CROSS	9
LIBERTY	<b>186</b>
MILLBORO	2
NEW HOPE	10
NEW MARKET	5
RAMSEUR	<b>262</b>
RANDLEMAN	<b>227</b>
REDCROSS	5
SEAGROVE	34
SOPHIA	<b>135</b>
STALEY	22
THOMASVILLE	49
TRINITY	<b>349</b>
ULAH	4

# Top 10 Callers for -

<b>Randolph</b>	<b>Name</b>	<b>Totals</b>
<b>1</b>	<b>J &amp; J UNDERGROUND UTILITIES, LLC</b>	<b>355</b>
<b>2</b>	<b>UTILITY LINES CONSTRUCTION SERVICES, INC</b>	<b>175</b>
<b>3</b>	<b>ERIC NEWTON TRENCHING</b>	<b>126</b>
<b>4</b>	<b>J &amp; L CABLE SERVICES</b>	<b>119</b>
<b>5</b>	<b>FROEHLING &amp; ROBERTSON (F&amp;R)</b>	<b>106</b>
<b>6</b>	<b>G H L SERVICES, INC</b>	<b>96</b>
<b>7</b>	<b>LEE ELECTRICAL CONSTRUCTION</b>	<b>83</b>
<b>8</b>	<b>LBS UNDERGROUND CONSTRUCTION, LLC</b>	<b>73</b>
<b>9</b>	<b>NAVITEK SOLUTIONS</b>	<b>64</b>
<b>10</b>	<b>CITY OF ASHEBORO</b>	<b>62</b>



# DAMAGES

**DIRT** Damage Information  
Reporting Tool



# May Damages

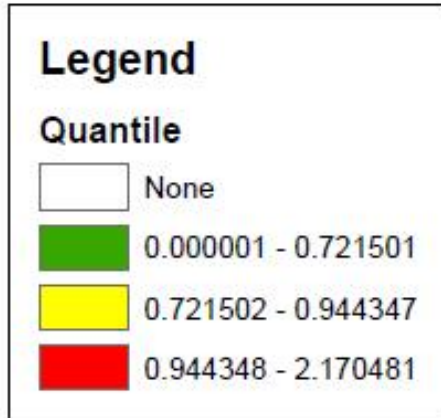
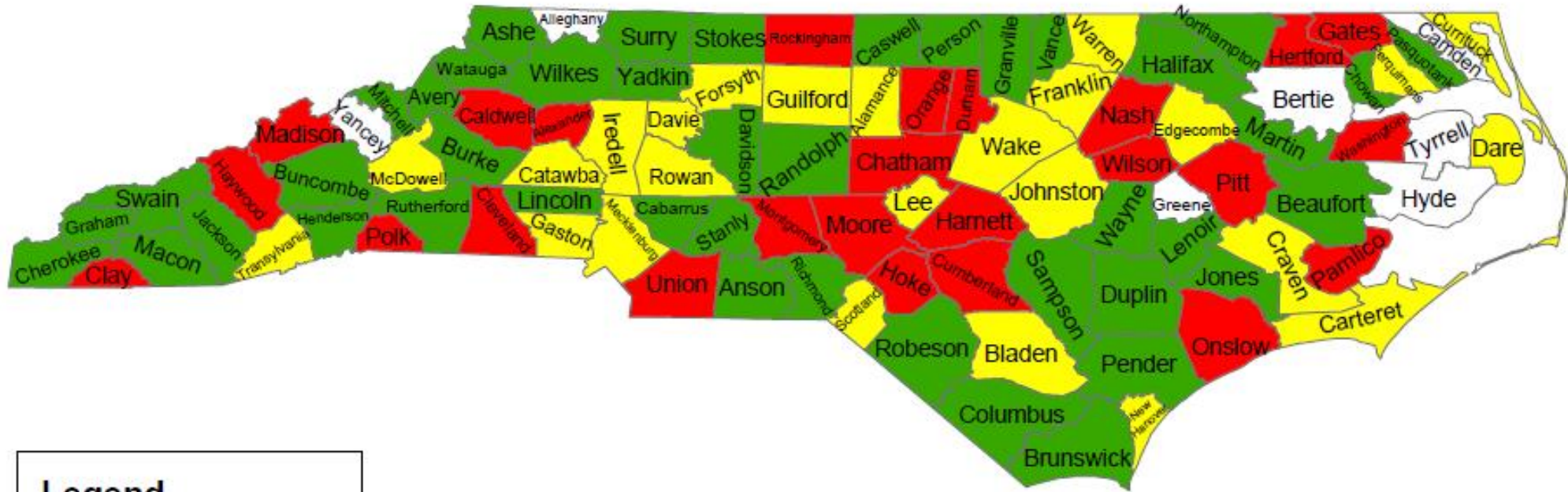
NC-Alamance	13
NC-Alexander	4
NC-Avery	1
NC-Beaufort	2
NC-Bladen	1
NC-Brunswick	18
NC-Buncombe	14
NC-Burke	3
NC-Cabarrus	13
NC-Caldwell	8
NC-Carteret	4
NC-Caswell	1
NC-Catawba	34
NC-Chatham	17
NC-Chowan	1
NC-Clay	2
NC-Cleveland	13
NC-Columbus	4
NC-Craven	2
NC-Cumberland	52
NC-Currituck	6
NC-Dare	9

NC-Davidson	12
NC-Davie	7
NC-Duplin	2
NC-Durham	51
NC-Edgecombe	3
NC-Forsyth	30
NC-Franklin	7
NC-Gaston	25
NC-Guilford	40
NC-Halifax	1
NC-Harnett	25
NC-Haywood	7
NC-Henderson	17
NC-Hoke	15
NC-Iredell	34
NC-Johnston	10
NC-Jones	1
NC-Lee	8
NC-Lenoir	4
NC-Lincoln	6
NC-Macon	2
NC-Martin	1
NC-Mecklenburg	216
NC-Montgomery	3
NC-Moore	17

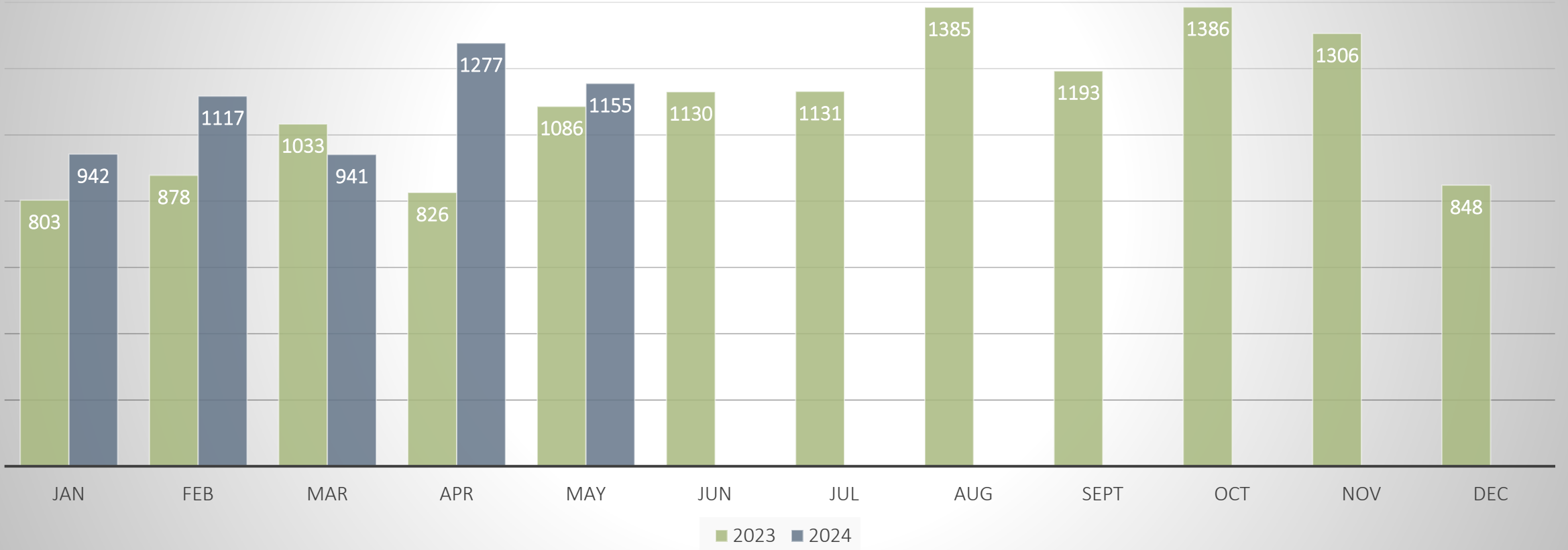
NC-Nash	21
NC-New Hanover	28
NC-Onslow	22
NC-Orange	31
NC-Pamlico	1
NC-Pasquotank	1
NC-Pender	7
NC-Perquimans	4
NC-Person	2
NC-Pitt	20
NC-Polk	1
NC-Randolph	3
NC-Robeson	3
NC-Rockingham	7
NC-Rowan	7
NC-Rutherford	4
NC-Scotland	2
NC-Stanly	5
NC-Stokes	1
NC-Surry	1
NC-Transylvania	3
NC-Union	43
NC-Wake	163
NC-Watauga	2
NC-Wayne	2
NC-Wilkes	1
NC-Wilson	3
NC-Yadkin	1

**Grand Total 1,155**

# Damages Per 1,000 Transmissions



## Damages in North Carolina 2024 vs 2023



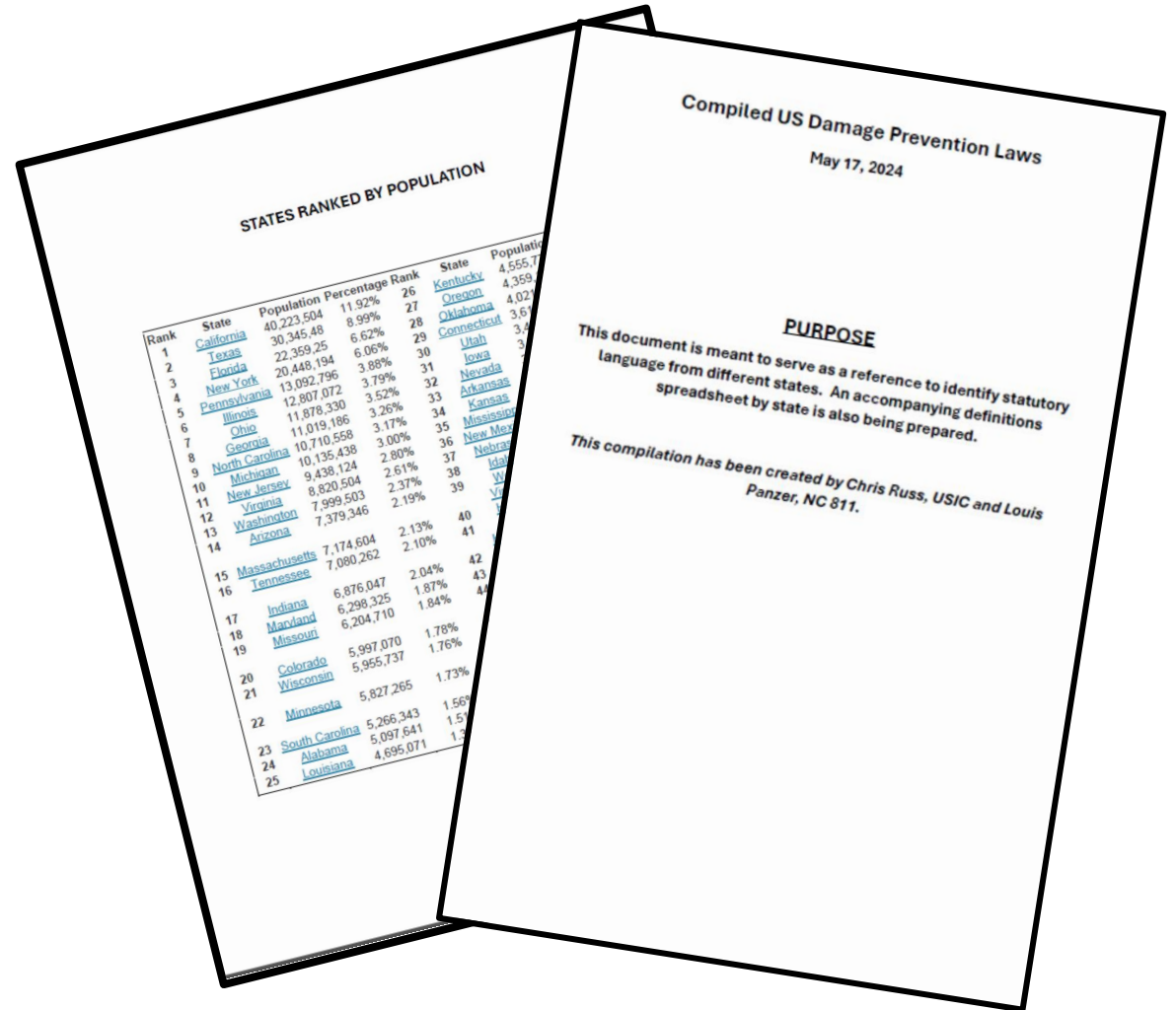
- Task Team Formed
- Senator Sponsors (Lazzara, Rep. Arp)
- Two Meetings Occurred
- Shared Compilation of All State Laws (990 pages worth)
- Redlined Document Shared With Task Team
- Goal is completed language for 2025

#### STATES RANKED BY POPULATION

Rank	State	Population	Percentage	Rank	State	Population	Percentage
1	<a href="#">California</a>	40,223,504	11.92%	26	<a href="#">Kentucky</a>	4,555,777	1.35%
2	<a href="#">Texas</a>	30,345,48	8.99%	27	<a href="#">Oregon</a>	4,359,110	1.29%
3	<a href="#">Florida</a>	22,359,25	6.62%	28	<a href="#">Oklahoma</a>	4,021,753	1.19%
4	<a href="#">New York</a>	20,448,194	6.06%	29	<a href="#">Connecticut</a>	3,615,499	1.07%
5	<a href="#">Pennsylvania</a>	13,092,796	3.88%	30	<a href="#">Utah</a>	3,423,935	1.01%
6	<a href="#">Illinois</a>	12,807,072	3.79%	31	<a href="#">Iowa</a>	3,233,572	0.96%
7	<a href="#">Ohio</a>	11,878,330	3.52%	32	<a href="#">Nevada</a>	3,225,832	0.96%
8	<a href="#">Georgia</a>	11,019,186	3.26%	33	<a href="#">Arkansas</a>	3,040,207	0.90%
9	<a href="#">North Carolina</a>	10,710,558	3.17%	34	<a href="#">Kansas</a>	2,963,308	0.88%
10	<a href="#">Michigan</a>	10,135,438	3.00%	35	<a href="#">Mississippi</a>	2,959,473	0.88%
11	<a href="#">New Jersey</a>	9,438,124	2.80%	36	<a href="#">New Mexico</a>	2,135,024	0.63%
12	<a href="#">Virginia</a>	8,820,504	2.61%	37	<a href="#">Nebraska</a>	2,002,052	0.59%
13	<a href="#">Washington</a>	7,999,503	2.37%	38	<a href="#">Idaho</a>	1,920,562	0.57%
14	<a href="#">Arizona</a>	7,379,346	2.19%	39	<a href="#">West Virginia</a>	1,775,932	0.53%
15	<a href="#">Massachusetts</a>	7,174,604	2.13%	40	<a href="#">Hawaii</a>	1,483,762	0.44%
16	<a href="#">Tennessee</a>	7,080,262	2.10%	41	<a href="#">New Hampshire</a>	1,395,847	0.41%
17	<a href="#">Indiana</a>	6,876,047	2.04%	42	<a href="#">Maine</a>	1,372,559	0.41%
18	<a href="#">Maryland</a>	6,298,325	1.87%	43	<a href="#">Montana</a>	1,112,668	0.33%
19	<a href="#">Missouri</a>	6,204,710	1.84%	44	<a href="#">Rhode Island</a>	1,110,822	0.33%
20	<a href="#">Colorado</a>	5,997,070	1.78%	45	<a href="#">Delaware</a>	1,017,551	0.30%
21	<a href="#">Wisconsin</a>	5,955,737	1.76%	46	<a href="#">South Dakota</a>	908,414	0.27%
22	<a href="#">Minnesota</a>	5,827,265	1.73%	47	<a href="#">North Dakota</a>	811,044	0.24%
23	<a href="#">South Carolina</a>	5,266,343	1.56%	48	<a href="#">Alaska</a>	740,339	0.22%
24	<a href="#">Alabama</a>	5,097,641	1.51%	49	<a href="#">Vermont</a>	647,156	0.19%
25	<a href="#">Louisiana</a>	4,695,071	1.39%	50	<a href="#">Wyoming</a>	583,279	0.17%



- Tolerance Zone (24-18 inches)
- Ticket Life (15-30 working days)
- Hinging the locate time to the work date
- Clarifying ticket size
- Mark Maintenance
- Enforcement items



**NOTE: 5.78% of US population in NC and VA.**  
Reach out if you would like a copy of compiled laws document.





# NC 811.ORG EDUCATION TEAM



Parrish Reddick  
Piedmont Liaison



Steven Moore  
Media Relations Specialist



Ann Rushing  
Education Manager



Tami Groves  
Southeast Liaison



Howard Corey  
Eastern Liaison



Tyler Ross  
Western Liaison



Follow NCUCC on Facebook. There we will post meeting info, schedules, photos and videos and joint conference updates.

[facebook.com/ncucc1](https://facebook.com/ncucc1)

## THANK YOU

A copy of this presentation is available at [www.ncucc.org](http://www.ncucc.org)

If this meeting was virtual or hybrid, a video is available on [ncucc.org](http://ncucc.org). Go to County UCC's.

The video will be listed under the month and year the meeting took place.





879 McDowell Rd

Randolph UCC



6-11-2024

- Parrish opened the meeting and welcomed those online.
- Old Business- N/A
- New Business-N/A
  
- Parrish- Gave the June 2024 811 presentation.
- Parrish-Discussed upcoming events.
- Meeting adjourned

**Next Meeting 7/9/2024 @ 1:30pm** in the Randolph Electric Membership Corp Office 879 McDowell Rd, Asheboro N.C

UCC Sign-In Sheet

County: Randolph Date: 6/11/2024

Name	Company	Email	Phone Number
Parrish Reddick	NC811	Parrish@nc811.org	336-707-4528
Kyle Kissmann	URPA	kkissmann@utilitypartners.com	864-775-1307
Bob Litteral	TRC	rlitteral@trccompanies.com	336-339-7168
David McBride	SEC	dmcbride@seconnections.com	