



NC811  
MONTHLY  
UPDATE  
JUNE 2024

ROBESON UCC



# JUNE IS NATIONAL SAFETY MONTH





SCAN TO APPLY

# UPCOMING MEETINGS

- **NC State UCC Meeting**  
Tuesday, July 9 from 10 to 12  
Charlotte Water, 4100 W Tyvola Rd, Charlotte
- **Underground Damage Prevention Review Board**  
Wednesday, July 10 from 10 to 4  
NC811 Events Center, Greensboro  
<https://udprb.nc.gov/Reporting-a-Violation>
- **Locate Resolution Partnership Committee**  
Wednesday, July 17 from 11 to 1  
NC811 Events Center, Greensboro  
<https://ncucc.org/locate-resolution-partnership-committee/>



# UPCOMING MEETINGS

- **NC811 Board Meeting**  
Friday, July 19 from 8 to 12  
Crowne Plaza Resort, 1 Resort Dr, Asheville

Contact Virginia: [virginia@nc811.org](mailto:virginia@nc811.org)





# TRENCH SAFETY STAND DOWN WEEK

**JUNE 17-23, 2024**

## **What is a Safety Stand Down?**

A Safety Stand Down presents the opportunity for employers to talk directly to employees and others about safety.

These Stand Downs will focus on trench & excavation hazards and reinforce the importance of using trench protective systems and protecting workers from trenching hazards.

*Visit: <http://nuca.com/tssd/>*

# CALENDAR

NC811 & NCUCC event calendars can be found on [nc811.org](http://nc811.org) or the nc811 app





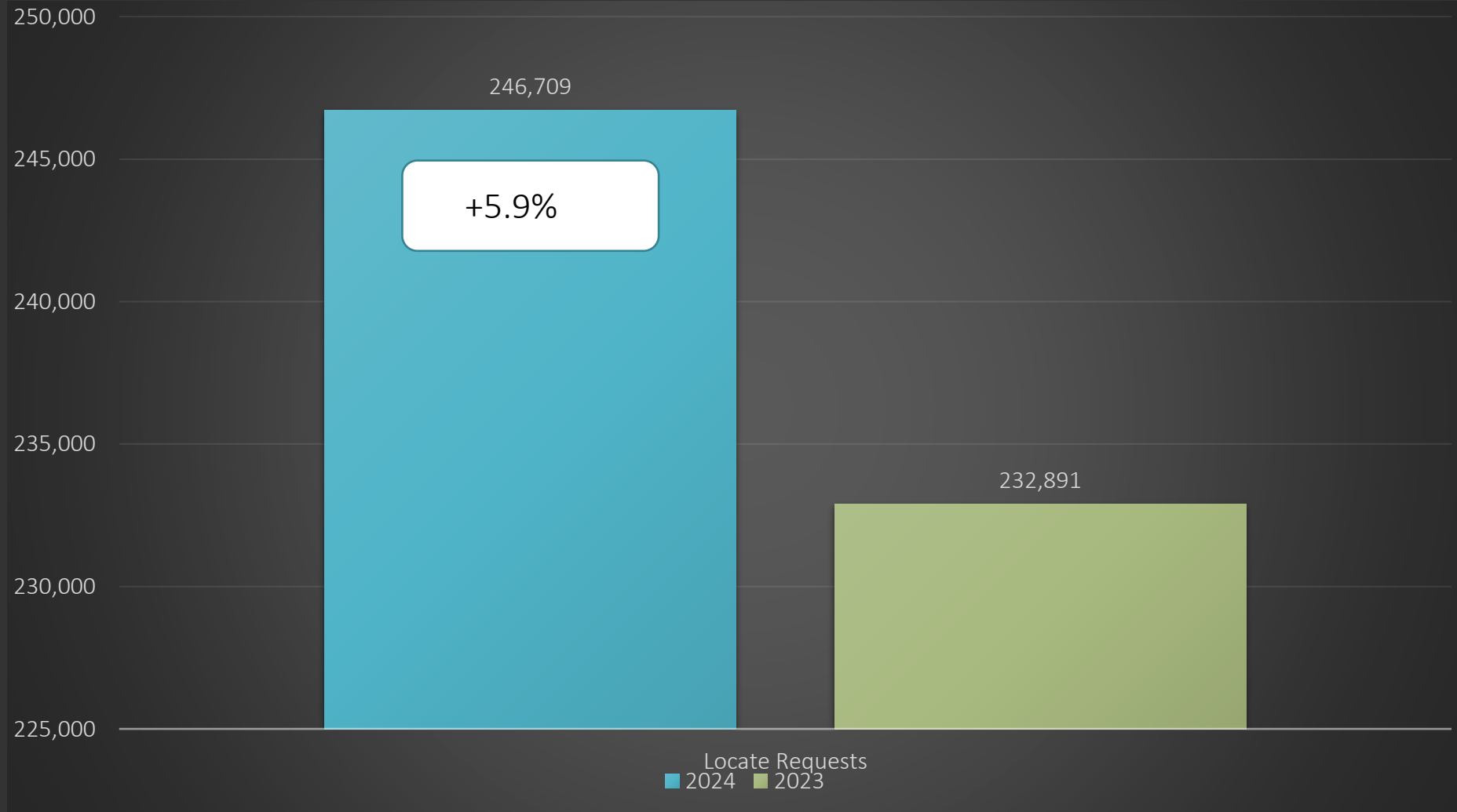
# DATA INSIGHTS

Locate Request,  
Transmissions,  
County ticket  
volume  
and distribution





# Locate Requests for NC - May 2024 vs 2023

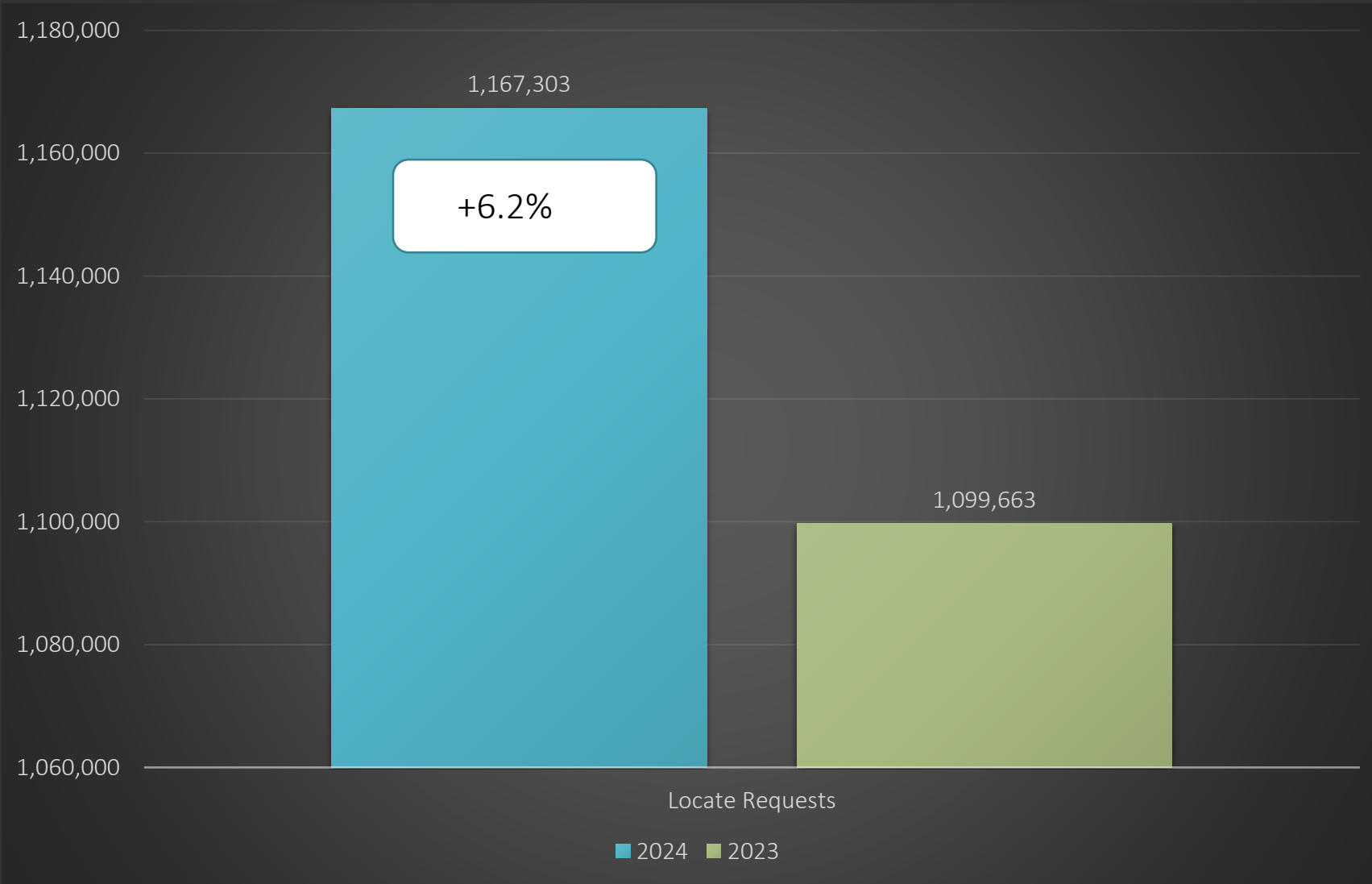


MTD May 2024 – 246,709 / 2023 – 232,891=(5.9%)

YTD 2024 – 1,167,303/ 2023 – 1,099,663 = +6.2 %

Updates for March 2024 – (79,139) = 32.1% of volume / April 31% = -1.1% (Increase the month before)

# Locate Requests for NC - YTD



MTD May 2024 – 246,709 / 2023 – 232,891=(5.9%)

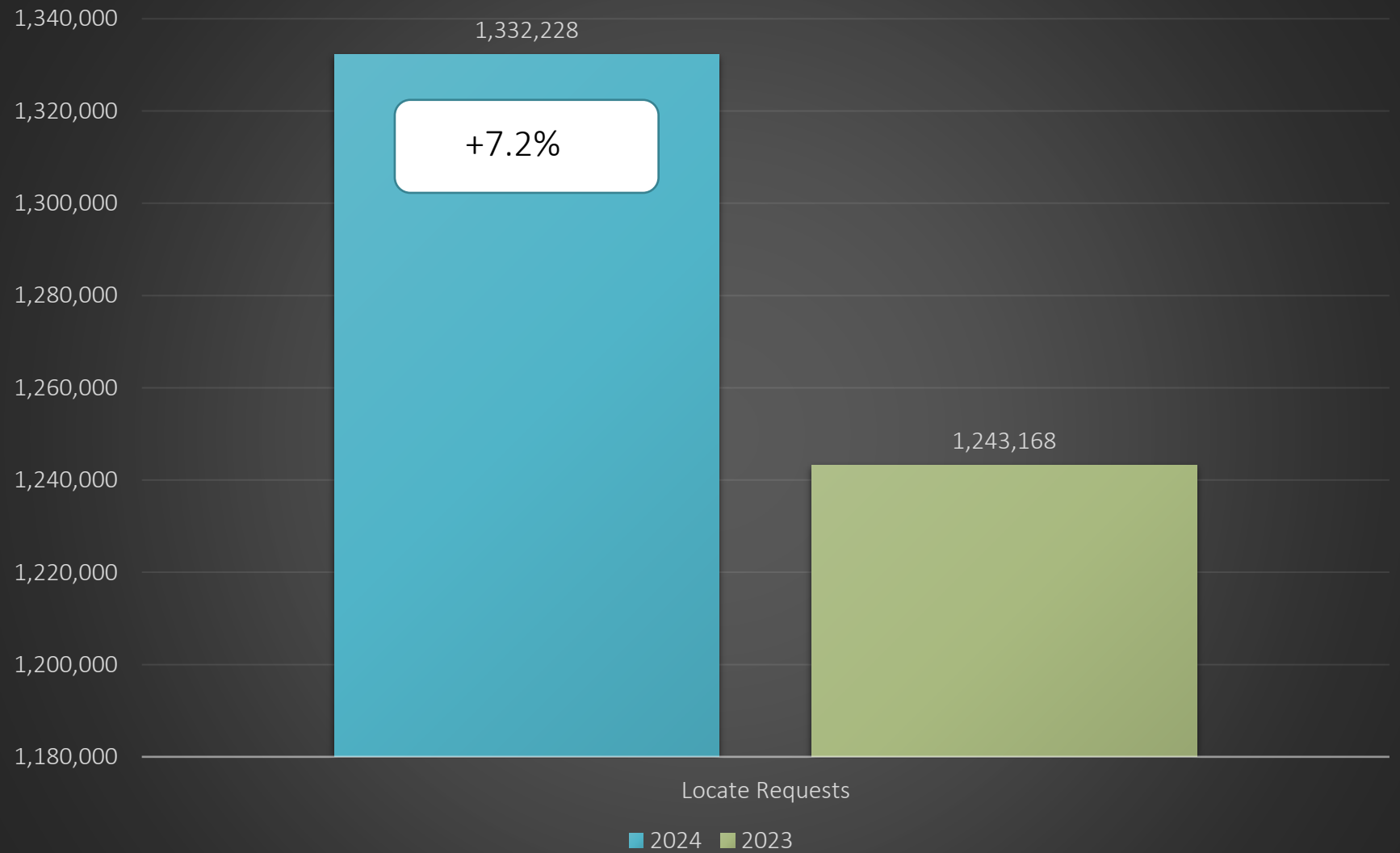
YTD 2024 – 1,167,303/ 2023 – 1,099,663 = +6.2 %

Updates for March 2024 – (79,139) = 32.1% of volume / April 31% = -1.1% (Increase the month before)





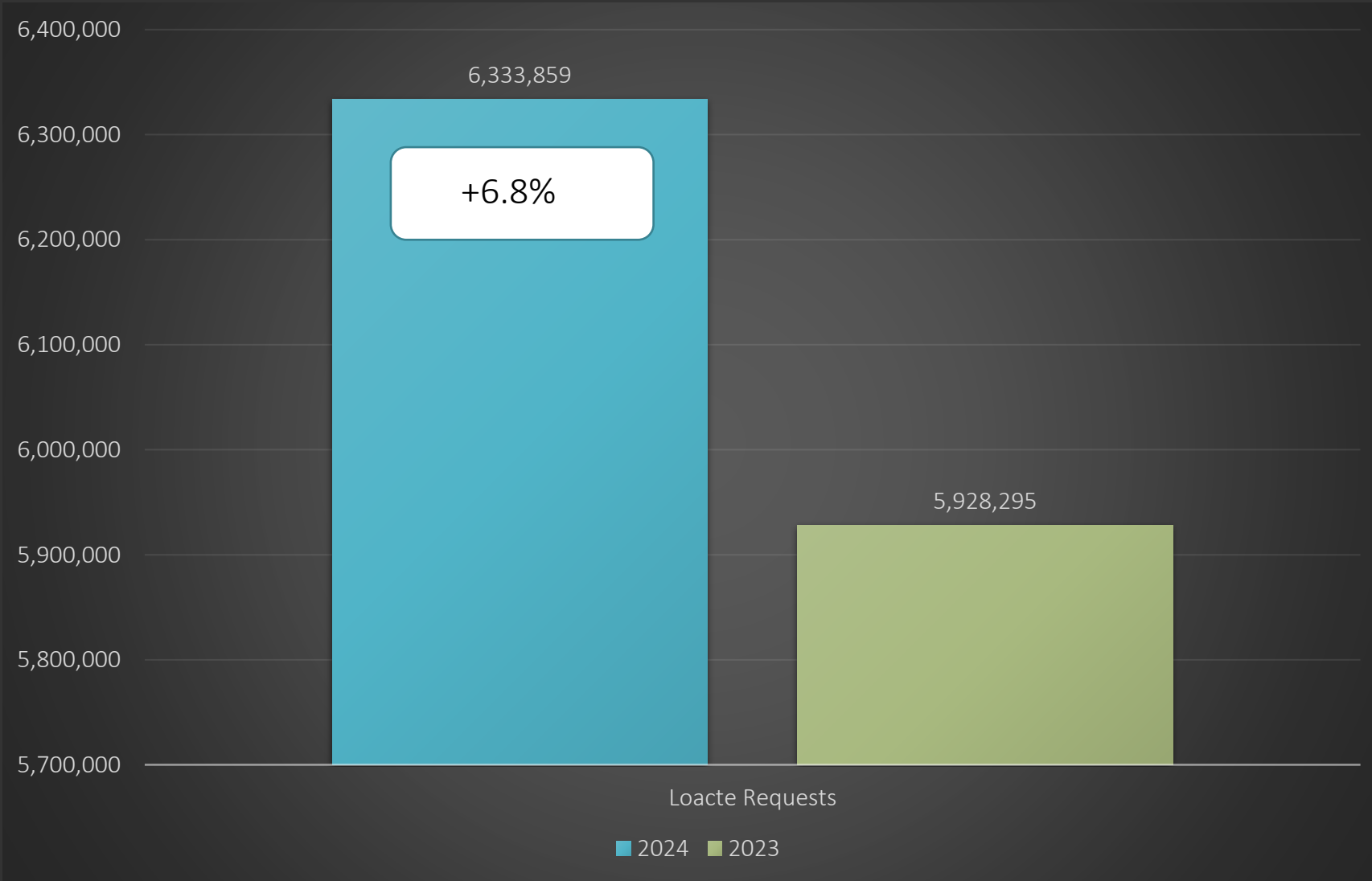
# Transmissions for NC - May 24 vs 23



Transmissions MTD 2024– 1,332,228 / 2023 – 1,243,168= (+7.2%)

Transmissions YTD 2024– 6,333,859/ 2023 – 5,928,295= +6.8%

# Transmissions for NC - YTD 2024



Transmissions MTD 2024– 1,332,228 / 2023 – 1,243,168= (+7.2%)

Transmissions YTD 2024– 6,333,859/ 2023 – 5,928,295= +6.8%



# COUNTY TICKET

2024 VS 2023

						<b>TOTAL Tickets</b>
<b>Robeson</b>	<b>3 HR</b>	<b>CNCL</b>	<b>NEW</b>	<b>RXMT</b>	<b>UPDT</b>	
<b>2023</b>	<b>10</b>	120	<b>1833</b>	173	<b>997</b>	3133
<b>2024</b>	<b>17</b>	33	<b>1470</b>	29	<b>1589</b>	3138
<b>+/- Var</b>	<b>70.0%</b>	-72.5%	<b>-19.8%</b>	-83.2%	<b>59.4%</b>	0.2%
			<b>Avg Locates per Day</b>			<b>143</b>

# COUNTY TICKET

## YTD VS PREVIOUS YEAR

<b>Robeson</b>	<b>3 HR</b>	<b>CNCL</b>	<b>NEW</b>	<b>RXMT</b>	<b>UPDT</b>	<b>TOTAL Tickets</b>
<b>2023</b>	<b>196</b>	<b>221</b>	<b>8049</b>	<b>591</b>	<b>3945</b>	<b>13002</b>
<b>2024</b>	<b>178</b>	<b>157</b>	<b>7036</b>	<b>274</b>	<b>8622</b>	<b>16267</b>
<b>+/- Var</b>	<b>-9.2%</b>	<b>-29.0%</b>	<b>-12.6%</b>	<b>-53.6%</b>	<b>118.6%</b>	<b>25.1%</b>
			<b>Avg Locates per Day</b>			<b>156</b>

# COUNTY TICKET DISTRIBUTION - MAY

<b>ROBESON</b>	<b>3138</b>
BUIE	11
FAIRMONT	<b>102</b>
LUMBER BRIDGE	<b>233</b>
<b>LUMBERTON</b>	<b>1218</b>
MARIETTA	1
MAXTON	<b>124</b>
ORRUM	40
PARKTON	<b>389</b>
PEMBROKE	<b>154</b>
PROCTORVILLE	71
PROSPECT	9
RED SPRINGS	72
RENNERT	10
ROWLAND	98
SADDLETREE	50
SAINT PAULS	<b>524</b>
SHANNON	26

# Top 10 Callers for -

<b>Rank</b>	<b>name</b>	<b>Totals</b>
<b>1</b>	<b>CABLE EAST, INC</b>	<b>596</b>
<b>2</b>	<b>FIBER OPTIC SOLUTIONS</b>	<b>373</b>
<b>3</b>	<b>FLAT IRON</b>	<b>259</b>
<b>4</b>	<b>RG COMMUNICATIONS, INC</b>	<b>228</b>
<b>5</b>	<b>WEBBER, LLC</b>	<b>206</b>
<b>6</b>	<b>MASTEC</b>	<b>137</b>
<b>7</b>	<b>G &amp; S DRILLING</b>	<b>72</b>
<b>8</b>	<b>CABLE INSTALLATION SERVICES</b>	<b>72</b>
<b>9</b>	<b>PIEDMONT UTILITY GROUP, LLC</b>	<b>68</b>
<b>10</b>	<b>A &amp; L CABLE SERVICES, INC</b>	<b>67</b>



# DAMAGES

**DIRT** Damage Information  
Reporting Tool



# May Damages

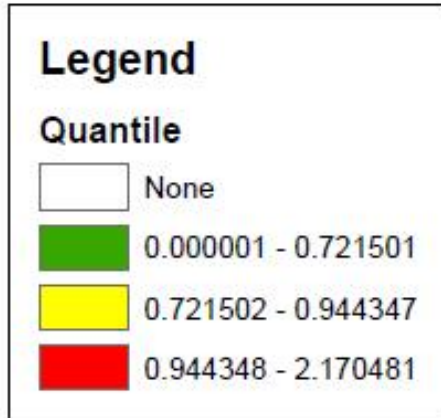
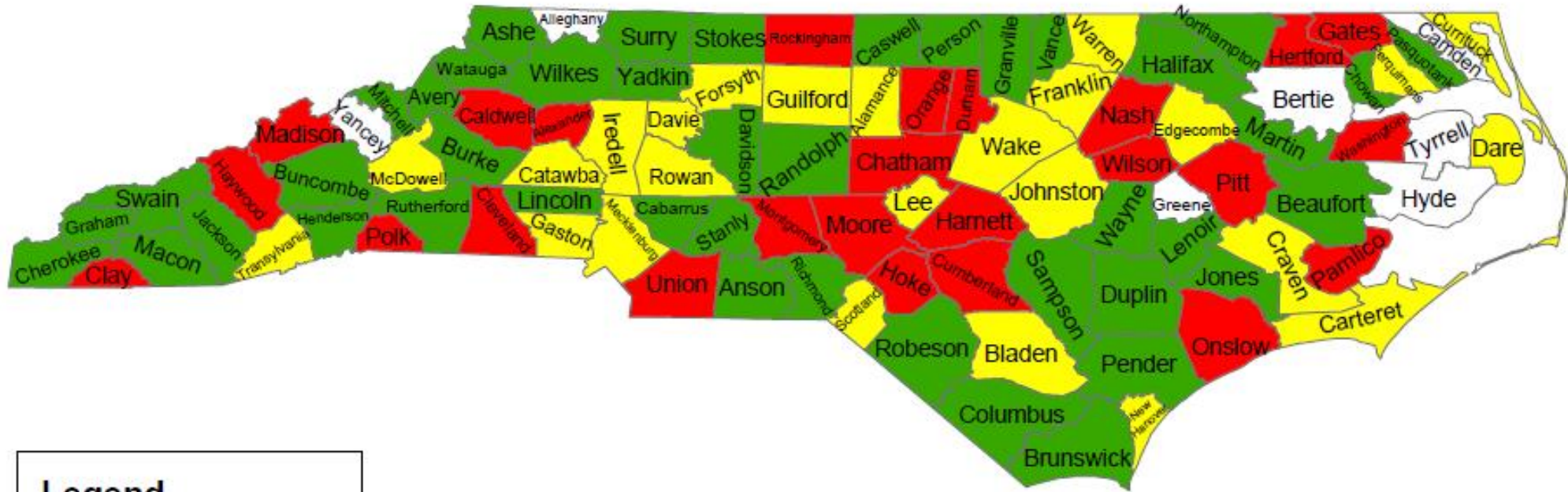
NC-Alamance	13
NC-Alexander	4
NC-Avery	1
NC-Beaufort	2
NC-Bladen	1
NC-Brunswick	18
NC-Buncombe	14
NC-Burke	3
NC-Cabarrus	13
NC-Caldwell	8
NC-Carteret	4
NC-Caswell	1
NC-Catawba	34
NC-Chatham	17
NC-Chowan	1
NC-Clay	2
NC-Cleveland	13
NC-Columbus	4
NC-Craven	2
NC-Cumberland	52
NC-Currituck	6
NC-Dare	9

NC-Davidson	12
NC-Davie	7
NC-Duplin	2
NC-Durham	51
NC-Edgecombe	3
NC-Forsyth	30
NC-Franklin	7
NC-Gaston	25
NC-Guilford	40
NC-Halifax	1
NC-Harnett	25
NC-Haywood	7
NC-Henderson	17
NC-Hoke	15
NC-Iredell	34
NC-Johnston	10
NC-Jones	1
NC-Lee	8
NC-Lenoir	4
NC-Lincoln	6
NC-Macon	2
NC-Martin	1
NC-Mecklenburg	216
NC-Montgomery	3
NC-Moore	17

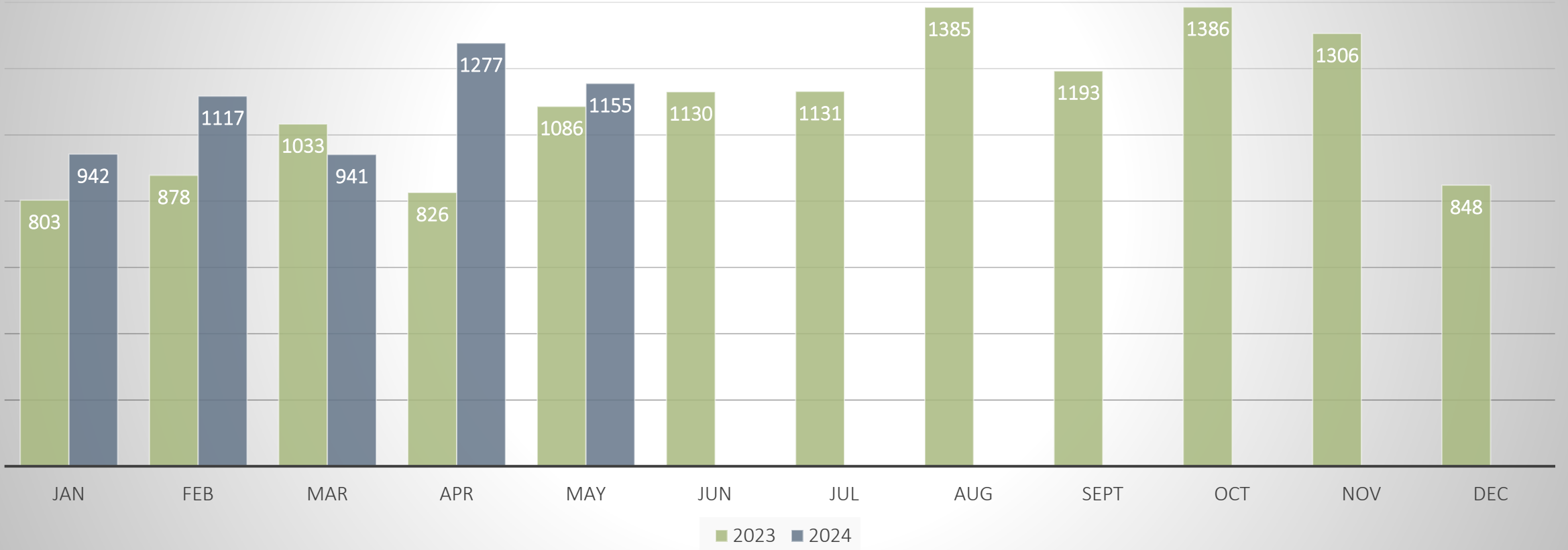
NC-Nash	21
NC-New Hanover	28
NC-Onslow	22
NC-Orange	31
NC-Pamlico	1
NC-Pasquotank	1
NC-Pender	7
NC-Perquimans	4
NC-Person	2
NC-Pitt	20
NC-Polk	1
NC-Randolph	3
NC-Robeson	3
NC-Rockingham	7
NC-Rowan	7
NC-Rutherford	4
NC-Scotland	2
NC-Stanly	5
NC-Stokes	1
NC-Surry	1
NC-Transylvania	3
NC-Union	43
NC-Wake	163
NC-Watauga	2
NC-Wayne	2
NC-Wilkes	1
NC-Wilson	3
NC-Yadkin	1

**Grand Total 1,155**

# Damages Per 1,000 Transmissions



## Damages in North Carolina 2024 vs 2023



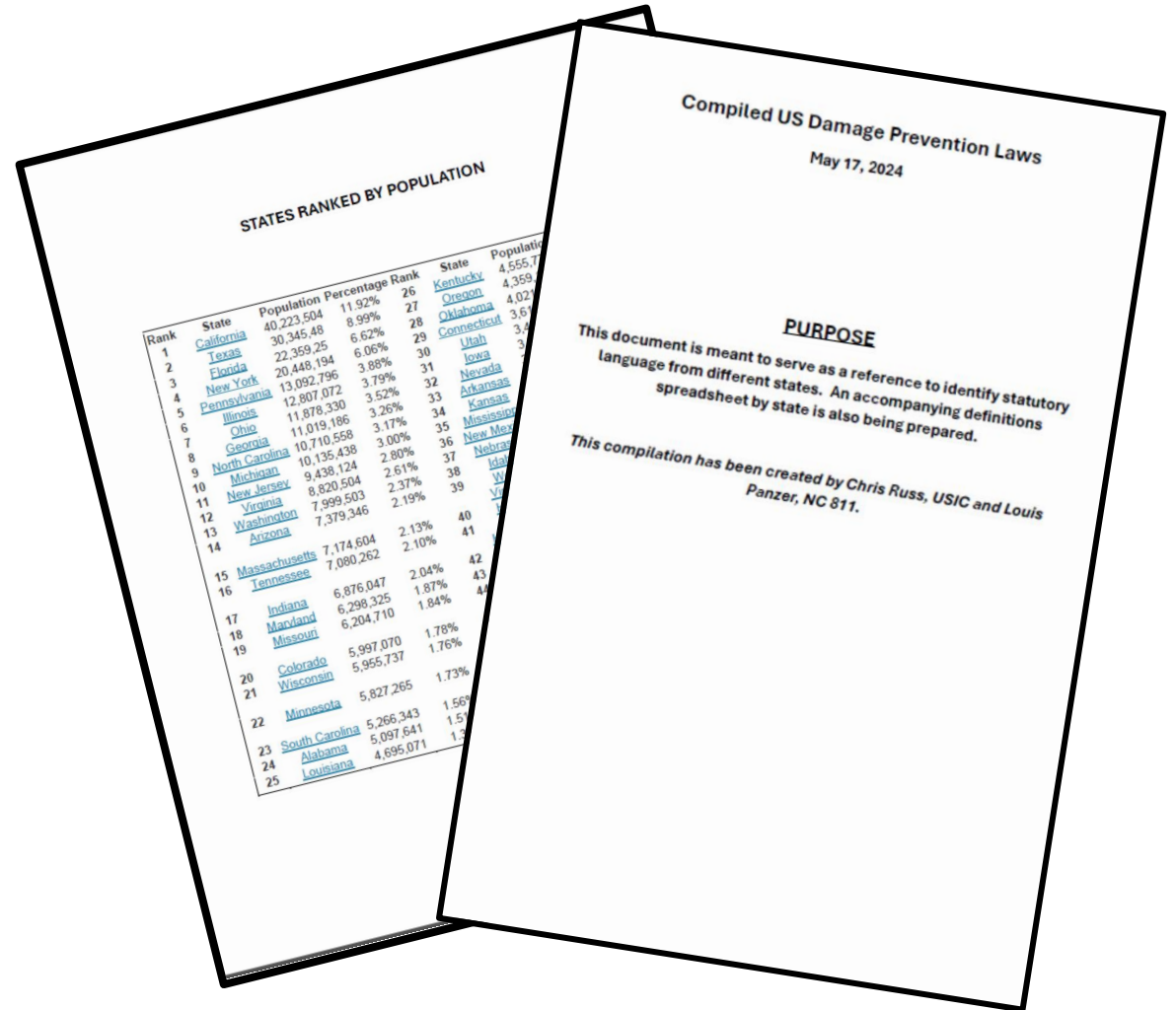
- Task Team Formed
- Senator Sponsors (Lazzara, Rep. Arp)
- Two Meetings Occurred
- Shared Compilation of All State Laws (990 pages worth)
- Redlined Document Shared With Task Team
- Goal is completed language for 2025

#### STATES RANKED BY POPULATION

Rank	State	Population	Percentage	Rank	State	Population	Percentage
1	<a href="#">California</a>	40,223,504	11.92%	26	<a href="#">Kentucky</a>	4,555,777	1.35%
2	<a href="#">Texas</a>	30,345,48	8.99%	27	<a href="#">Oregon</a>	4,359,110	1.29%
3	<a href="#">Florida</a>	22,359,25	6.62%	28	<a href="#">Oklahoma</a>	4,021,753	1.19%
4	<a href="#">New York</a>	20,448,194	6.06%	29	<a href="#">Connecticut</a>	3,615,499	1.07%
5	<a href="#">Pennsylvania</a>	13,092,796	3.88%	30	<a href="#">Utah</a>	3,423,935	1.01%
6	<a href="#">Illinois</a>	12,807,072	3.79%	31	<a href="#">Iowa</a>	3,233,572	0.96%
7	<a href="#">Ohio</a>	11,878,330	3.52%	32	<a href="#">Nevada</a>	3,225,832	0.96%
8	<a href="#">Georgia</a>	11,019,186	3.26%	33	<a href="#">Arkansas</a>	3,040,207	0.90%
9	<a href="#">North Carolina</a>	10,710,558	3.17%	34	<a href="#">Kansas</a>	2,963,308	0.88%
10	<a href="#">Michigan</a>	10,135,438	3.00%	35	<a href="#">Mississippi</a>	2,959,473	0.88%
11	<a href="#">New Jersey</a>	9,438,124	2.80%	36	<a href="#">New Mexico</a>	2,135,024	0.63%
12	<a href="#">Virginia</a>	8,820,504	2.61%	37	<a href="#">Nebraska</a>	2,002,052	0.59%
13	<a href="#">Washington</a>	7,999,503	2.37%	38	<a href="#">Idaho</a>	1,920,562	0.57%
14	<a href="#">Arizona</a>	7,379,346	2.19%	39	<a href="#">West Virginia</a>	1,775,932	0.53%
15	<a href="#">Massachusetts</a>	7,174,604	2.13%	40	<a href="#">Hawaii</a>	1,483,762	0.44%
16	<a href="#">Tennessee</a>	7,080,262	2.10%	41	<a href="#">New Hampshire</a>	1,395,847	0.41%
17	<a href="#">Indiana</a>	6,876,047	2.04%	42	<a href="#">Maine</a>	1,372,559	0.41%
18	<a href="#">Maryland</a>	6,298,325	1.87%	43	<a href="#">Montana</a>	1,112,668	0.33%
19	<a href="#">Missouri</a>	6,204,710	1.84%	44	<a href="#">Rhode Island</a>	1,110,822	0.33%
20	<a href="#">Colorado</a>	5,997,070	1.78%	45	<a href="#">Delaware</a>	1,017,551	0.30%
21	<a href="#">Wisconsin</a>	5,955,737	1.76%	46	<a href="#">South Dakota</a>	908,414	0.27%
22	<a href="#">Minnesota</a>	5,827,265	1.73%	47	<a href="#">North Dakota</a>	811,044	0.24%
23	<a href="#">South Carolina</a>	5,266,343	1.56%	48	<a href="#">Alaska</a>	740,339	0.22%
24	<a href="#">Alabama</a>	5,097,641	1.51%	49	<a href="#">Vermont</a>	647,156	0.19%
25	<a href="#">Louisiana</a>	4,695,071	1.39%	50	<a href="#">Wyoming</a>	583,279	0.17%



- Tolerance Zone (24-18 inches)
- Ticket Life (15-30 working days)
- Hinging the locate time to the work date
- Clarifying ticket size
- Mark Maintenance
- Enforcement items



**NOTE: 5.78% of US population in NC and VA.**  
Reach out if you would like a copy of compiled laws document.





# NC 811.ORG EDUCATION TEAM



Parrish Reddick  
Piedmont Liaison



Steven Moore  
Media Relations Specialist



Ann Rushing  
Education Manager



Tami Groves  
Southeast Liaison



Howard Corey  
Eastern Liaison



Tyler Ross  
Western Liaison



Follow NCUCC on Facebook. There we will post meeting info, schedules, photos and videos and joint conference updates.

[facebook.com/ncucc1](https://facebook.com/ncucc1)

## THANK YOU

A copy of this presentation is available at [www.ncucc.org](http://www.ncucc.org)

If this meeting was virtual or hybrid, a video is available on [ncucc.org](http://ncucc.org). Go to County UCC's.

The video will be listed under the month and year the meeting took place.



# **Robeson Utility Coordinating Committee**

*“To provide a forum to promote safety standards, common concerns and the awareness of prevention of unnecessary damages to utilities infrastructure within Robeson County”.*

## **Minutes** **June 12, 2024**

### **A. Call To Order**

1. Recognize new attendees & guest
  - Parrish Reddick- welcomed everyone to the June UCC meeting.
2. Announcements
  - The UCC needs a Chair, Co-Chair & Secretary.

### **B. Review and Approval of Previous Meeting’s Minutes**

1. No prior minutes to approve

### **C. Old Business/New Business/Projects**

1. NCDOT
  - N/A
2. City of Robeson – N/A.
3. Report – NC811 – Parrish Reddick
  - Parrish reported the numbers for Robeson County.
  - June is Safety month.
  -
4. Open floor for any new business
  - N/A

### **D. Damage Report**

1. Round Table Reports from members
  - No damages to report

### **G. Adjourn –**

\*\*Next meeting location: **Lumberton Public Works**  
**215 S Cedar St, Lumberton, NC, 28358**  
July 11 @ 10:00 a.m.

# Robeson Sign in

6-13-2024

Parrish Reddick

parrish@nc811.org

Anderson, Jason R.

Jason.Anderson@duke-energy.com

Bell, Douglas

DouglasBell@usicllc.com

Amelia Simpson (SEC)

Amelia.Simpson@seconnections.com

Danny (Unverified)