




NC811
MONTHLY
UPDATE
JUNE 2024

WAKE UCC



JUNE IS NATIONAL SAFETY MONTH





SCAN TO APPLY

UPCOMING MEETINGS

- **NC State UCC Meeting**
Tuesday, July 9 from 10 to 12
Charlotte Water, 4100 W Tyvola Rd, Charlotte
- **Underground Damage Prevention Review Board**
Wednesday, July 10 from 10 to 4
NC811 Events Center, Greensboro
<https://udprb.nc.gov/Reporting-a-Violation>
- **Locate Resolution Partnership Committee**
Wednesday, July 17 from 11 to 1
NC811 Events Center, Greensboro
<https://ncucc.org/locate-resolution-partnership-committee/>



UPCOMING MEETINGS

- **NC811 Board Meeting**
Friday, July 19 from 8 to 12
Crowne Plaza Resort, 1 Resort Dr, Asheville

Contact Virginia: virginia@nc811.org





TRENCH SAFETY STAND DOWN WEEK

JUNE 17-23, 2024

What is a Safety Stand Down?

A Safety Stand Down presents the opportunity for employers to talk directly to employees and others about safety.

These Stand Downs will focus on trench & excavation hazards and reinforce the importance of using trench protective systems and protecting workers from trenching hazards.

Visit: <http://nuca.com/tssd/>

CALENDAR

NC811 & NCUCC event calendars can be found on nc811.org or the nc811 app



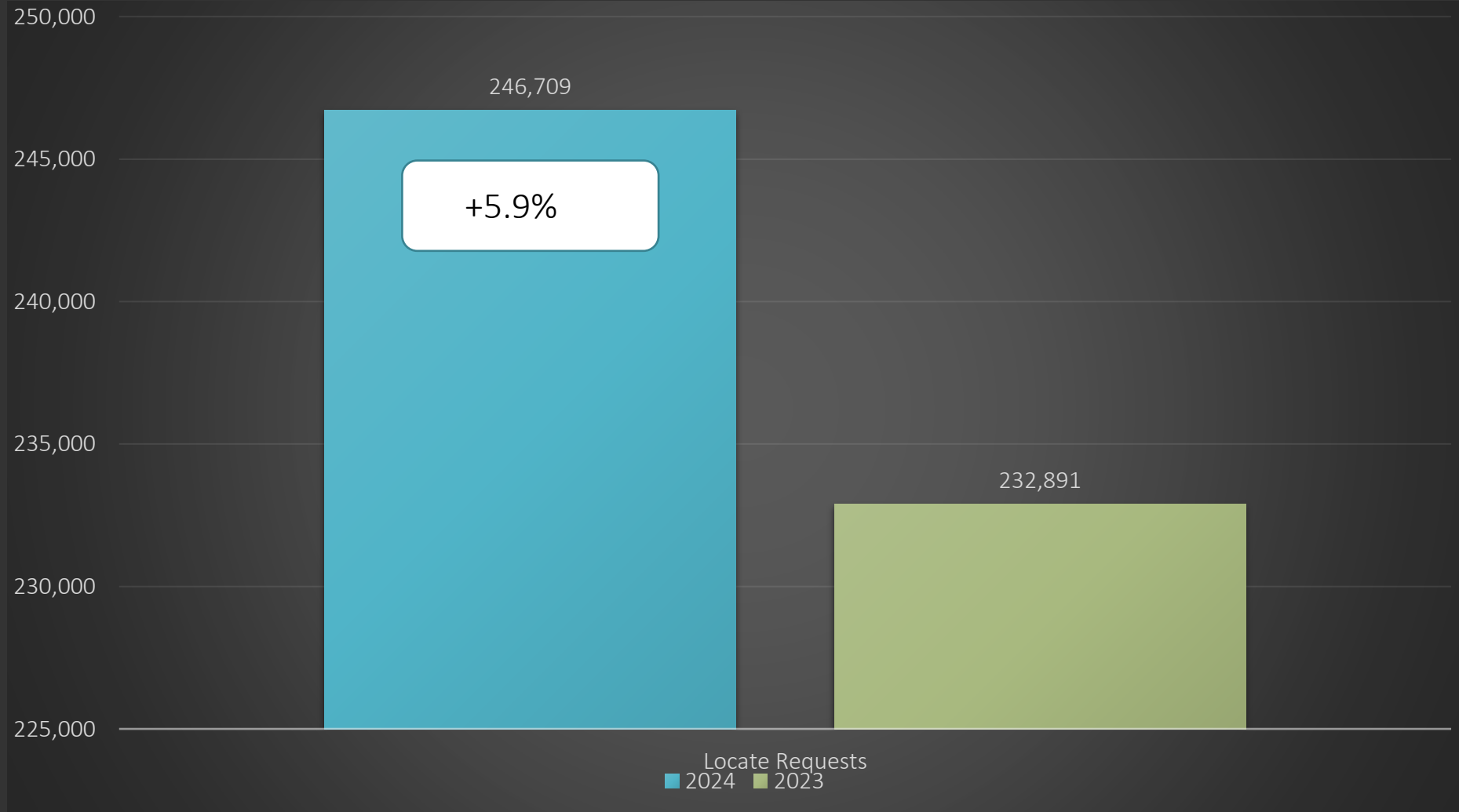


DATA INSIGHTS

Locate Request,
Transmissions,
County ticket
volume
and distribution



Locate Requests for NC - May 2024 vs 2023

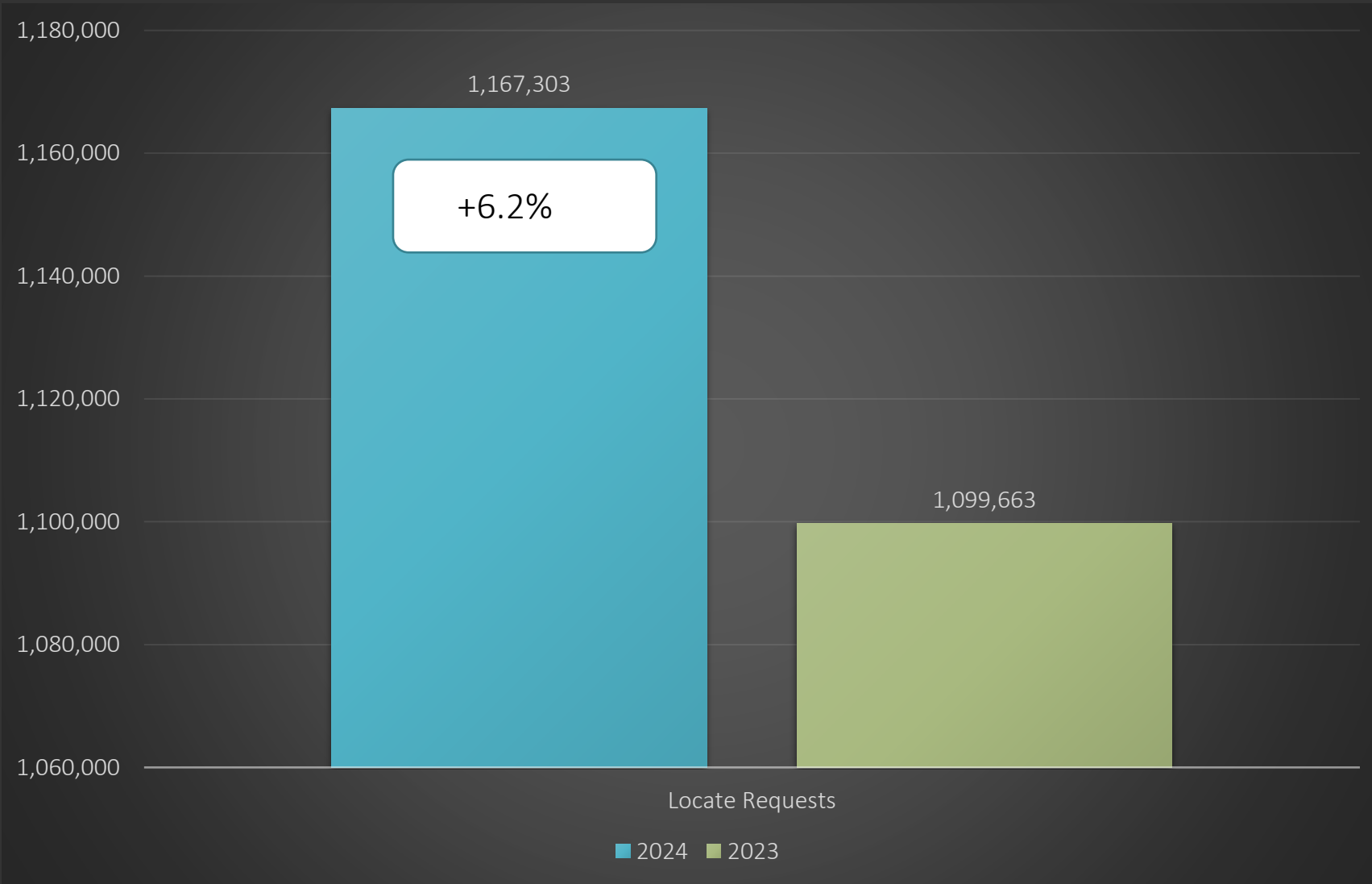


MTD May 2024 – 246,709 / 2023 – 232,891=(5.9%)

YTD 2024 – 1,167,303/ 2023 – 1,099,663 = +6.2 %

Updates for March 2024 – (79,139) = 32.1% of volume / April 31% = -1.1% (Increase the month before)

Locate Requests for NC - YTD



MTD May 2024 – 246,709 / 2023 – 232,891=(5.9%)

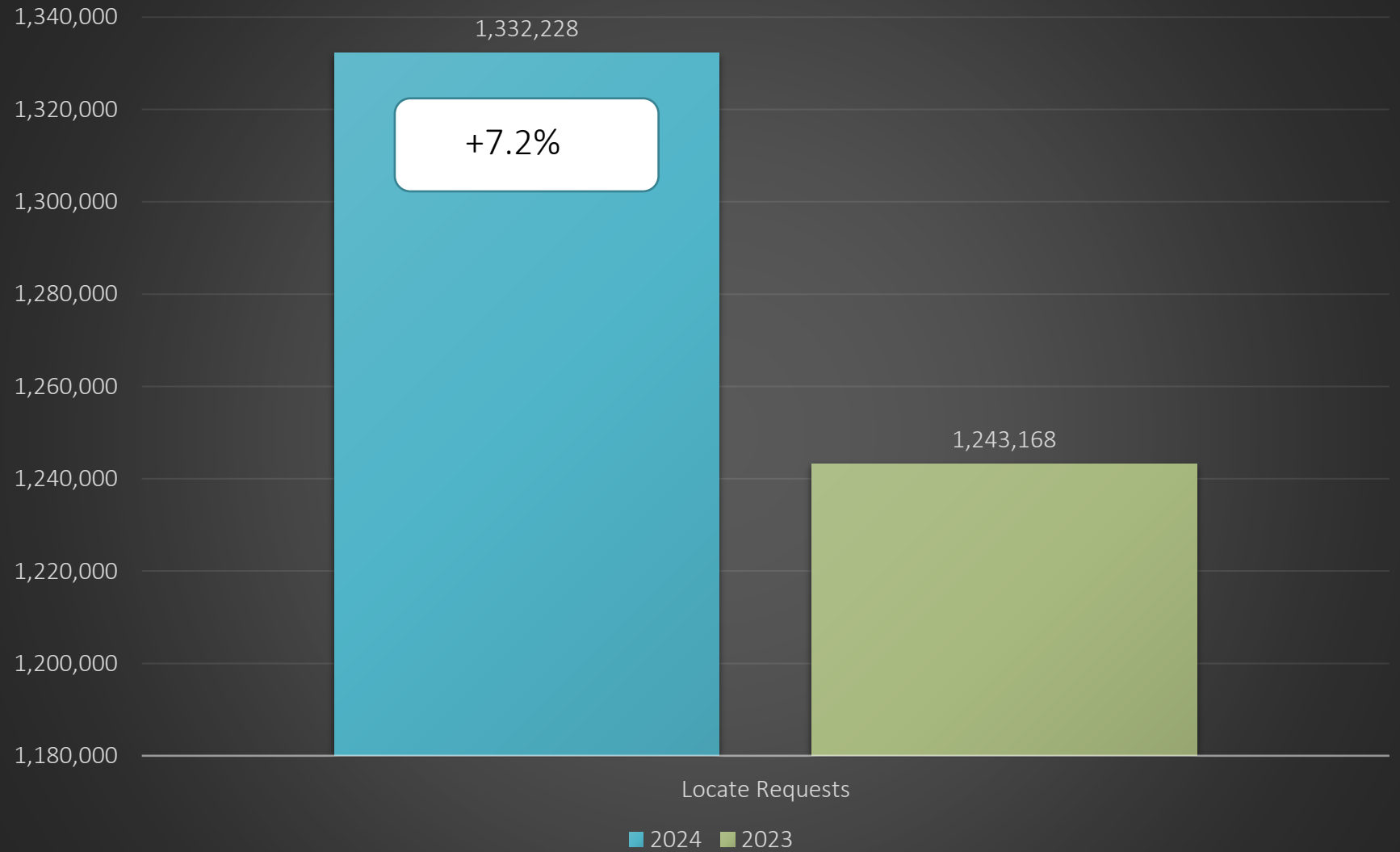
YTD 2024 – 1,167,303/ 2023 – 1,099,663 = +6.2 %

Updates for March 2024 – (79,139) = 32.1% of volume / April 31% = -1.1% (Increase the month before)





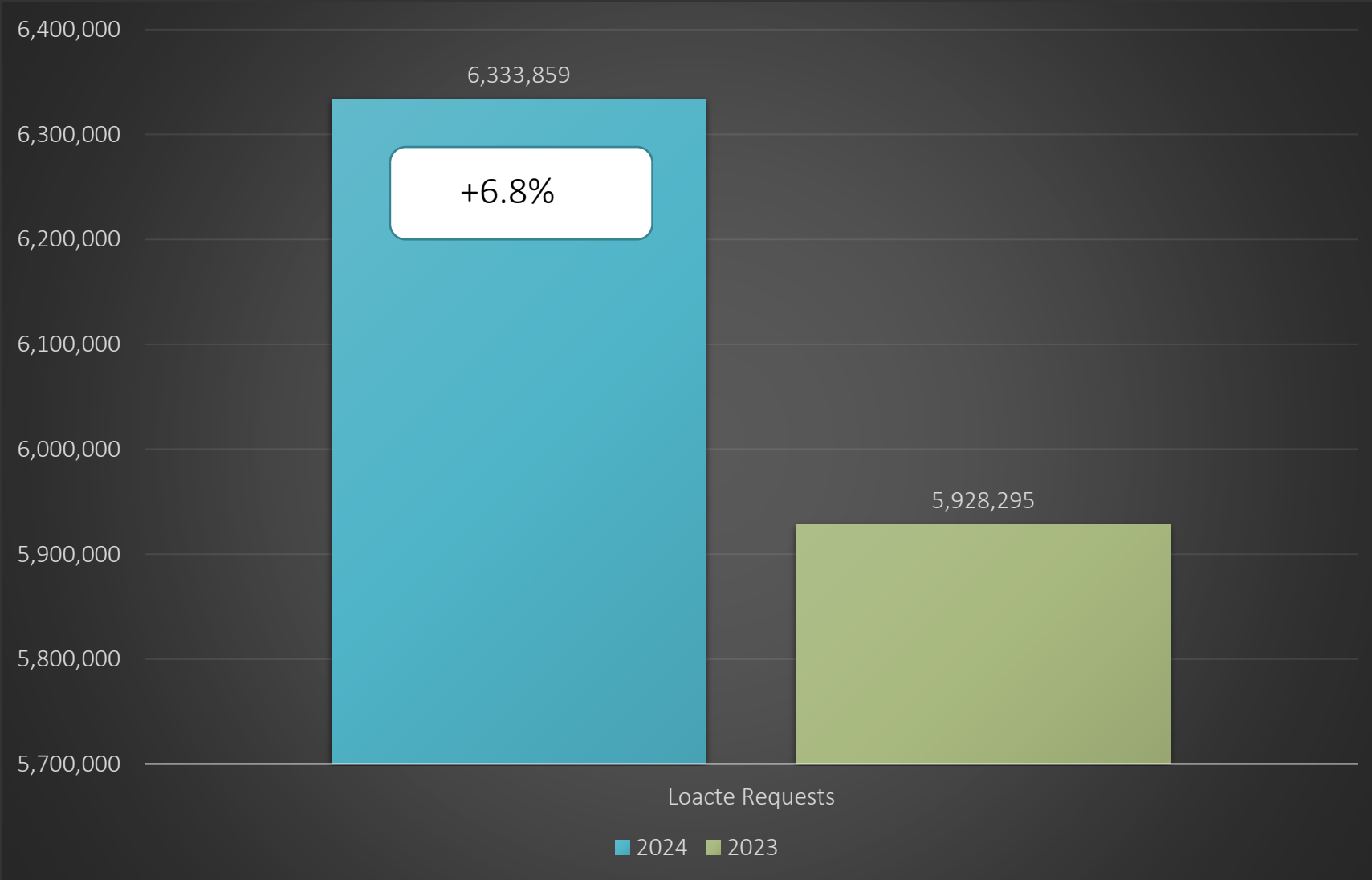
Transmissions for NC - May 24 vs 23



Transmissions MTD 2024– 1,332,228 / 2023 – 1,243,168= (+7.2%)

Transmissions YTD 2024– 6,333,859/ 2023 – 5,928,295= +6.8%

Transmissions for NC - YTD 2024



Transmissions MTD 2024– 1,332,228 / 2023 – 1,243,168= (+7.2%)

Transmissions YTD 2024– 6,333,859/ 2023 – 5,928,295= +6.8%



COUNTY TICKET

2024 VS 2023

Wake	3 HR	CNCL	NEW	RXMT	UPDT	TOTAL Tickets
2023	1530	262	18899	604	9481	30776
2024	2496	201	16593	777	9710	29777
+/- Var	63.1%	-23.3%	-12.2%	28.6%	2.4%	-3.2%
			Avg Locates per Day			1354

COUNTY TICKET

YTD VS PREVIOUS YEAR

Wake	3 HR	CNCL	NEW	RXMT	UPDT	TOTAL Tickets
2023	7868	1238	85196	2436	44284	141022
2024	11006	1021	81748	3785	45472	143032
+/- Var	39.9%	-17.5%	-4.0%	55.4%	2.7%	1.4%
			Avg Locates per Day			1375

COUNTY TICKET DISTRIBUTION - MAY

WAKE	29777
ANGIER	77
APEX	2649
CARY	2701
CLAYTON	23
DURHAM	23
EAGLE ROCK	15
FUQUAY VARINA	1512
GARNER	2095
HOLLY SPRINGS	1322
KNIGHTDALE	1327
LEESVILLE	10
MORRISVILLE	746
NEW HILL	112
RALEIGH	12214
ROLESVILLE	644
WAKE FOREST	1902
WENDELL	1308
WILLOW SPRINGS	185
ZEBULON	878

Top 10 Callers for -

Wake	Name	Totals
1	INFRASTRUCTURE TECHNOLOGY SERVICES	2896
2	PRINCE TELECOM	1733
3	AT&T UTILITY OPERATIONS	1653
4	MASTEC	1364
5	PIKE ELECTRIC	1071
6	RG COMMUNICATIONS, INC	867
7	R H UNDERGROUND, LLC	697
8	ANSCO & ASSOCIATES, LLC	488
9	ADVANCED BORING	336
10	SOUTHEAST CONNECTIONS, LLC	324

DAMAGES

DIRT Damage Information
Reporting Tool

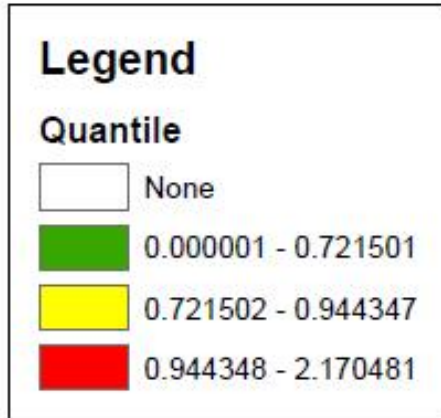
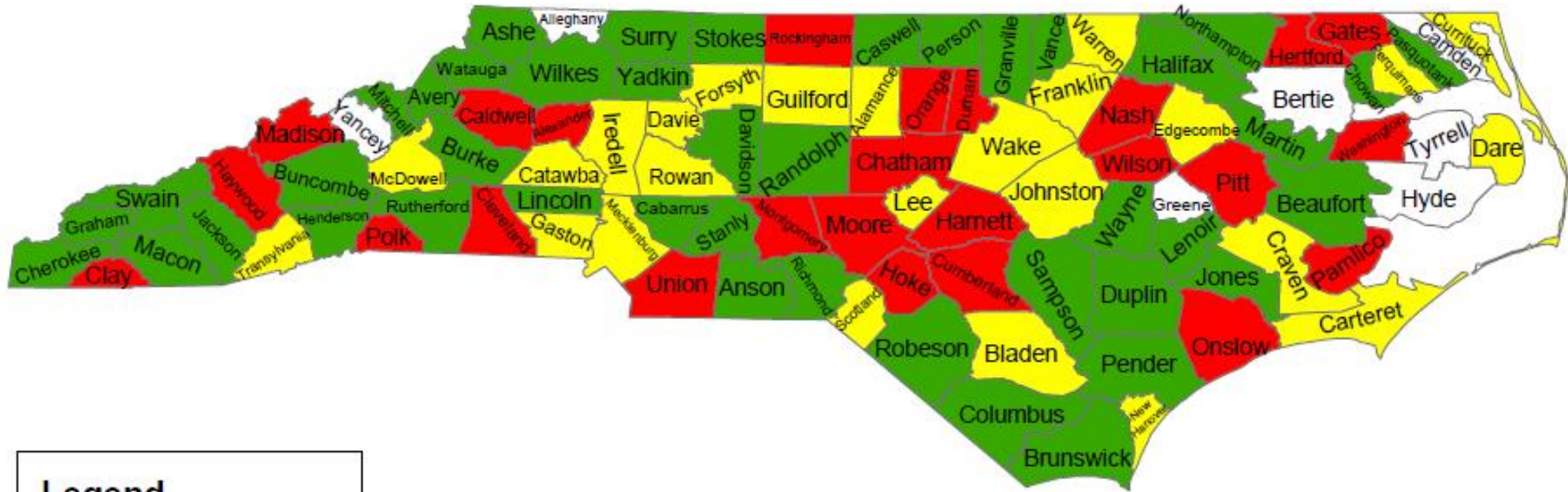


May Damages

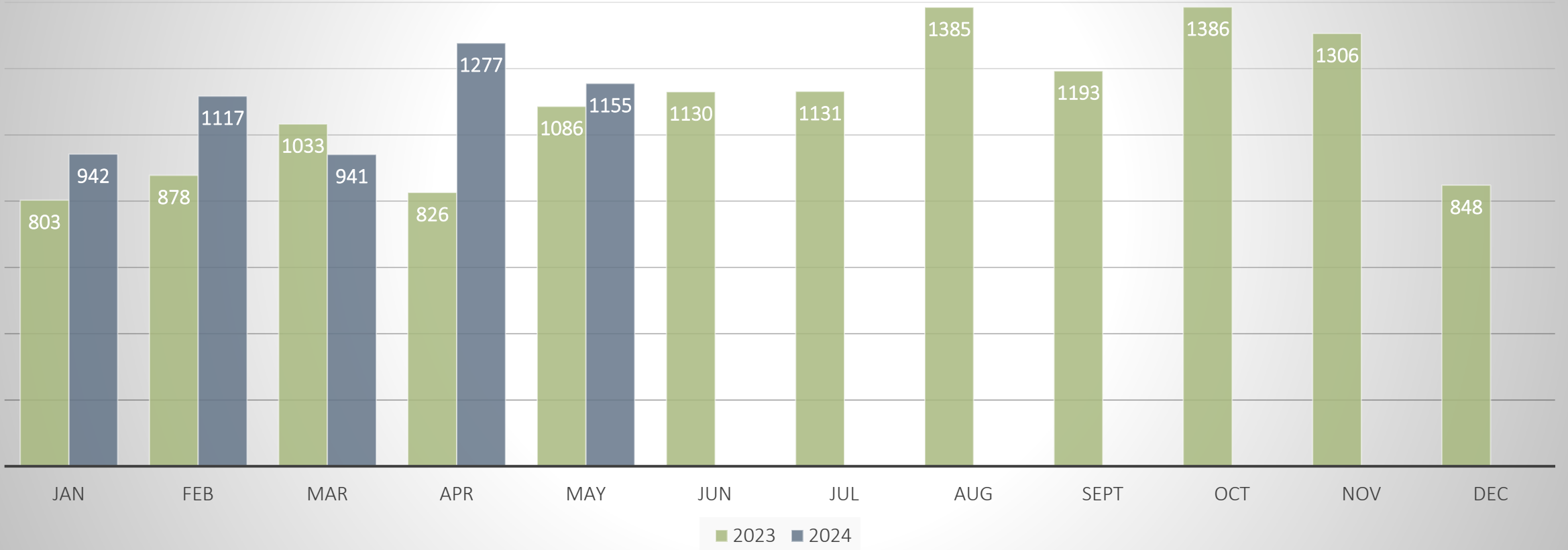
NC-Alamance	13	NC-Davidson	12	NC-Nash	21
NC-Alexander	4	NC-Davie	7	NC-New Hanover	28
NC-Avery	1	NC-Duplin	2	NC-Onslow	22
NC-Beaufort	2	NC-Durham	51	NC-Orange	31
NC-Bladen	1	NC-Edgecombe	3	NC-Pamlico	1
NC-Brunswick	18	NC-Forsyth	30	NC-Pasquotank	1
NC-Buncombe	14	NC-Franklin	7	NC-Pender	7
NC-Burke	3	NC-Gaston	25	NC-Perquimans	4
NC-Cabarrus	13	NC-Guilford	40	NC-Person	2
NC-Caldwell	8	NC-Halifax	1	NC-Pitt	20
NC-Carteret	4	NC-Harnett	25	NC-Polk	1
NC-Caswell	1	NC-Haywood	7	NC-Randolph	3
NC-Catawba	34	NC-Henderson	17	NC-Robeson	3
NC-Chatham	17	NC-Hoke	15	NC-Rockingham	7
NC-Chowan	1	NC-Iredell	34	NC-Rowan	7
NC-Clay	2	NC-Johnston	10	NC-Rutherford	4
NC-Cleveland	13	NC-Jones	1	NC-Scotland	2
NC-Columbus	4	NC-Lee	8	NC-Stanly	5
NC-Craven	2	NC-Lenoir	4	NC-Stokes	1
NC-Cumberland	52	NC-Lincoln	6	NC-Surry	1
NC-Currituck	6	NC-Macon	2	NC-Transylvania	3
NC-Dare	9	NC-Macon	2	NC-Union	43
		NC-Martin	1	NC-Wake	163
		NC-Mecklenburg	216	NC-Watauga	2
		NC-Montgomery	3	NC-Wayne	2
		NC-Moore	17	NC-Wilkes	1
				NC-Wilson	3
				NC-Yadkin	1

Grand Total 1,155

Damages Per 1,000 Transmissions



Damages in North Carolina 2024 vs 2023



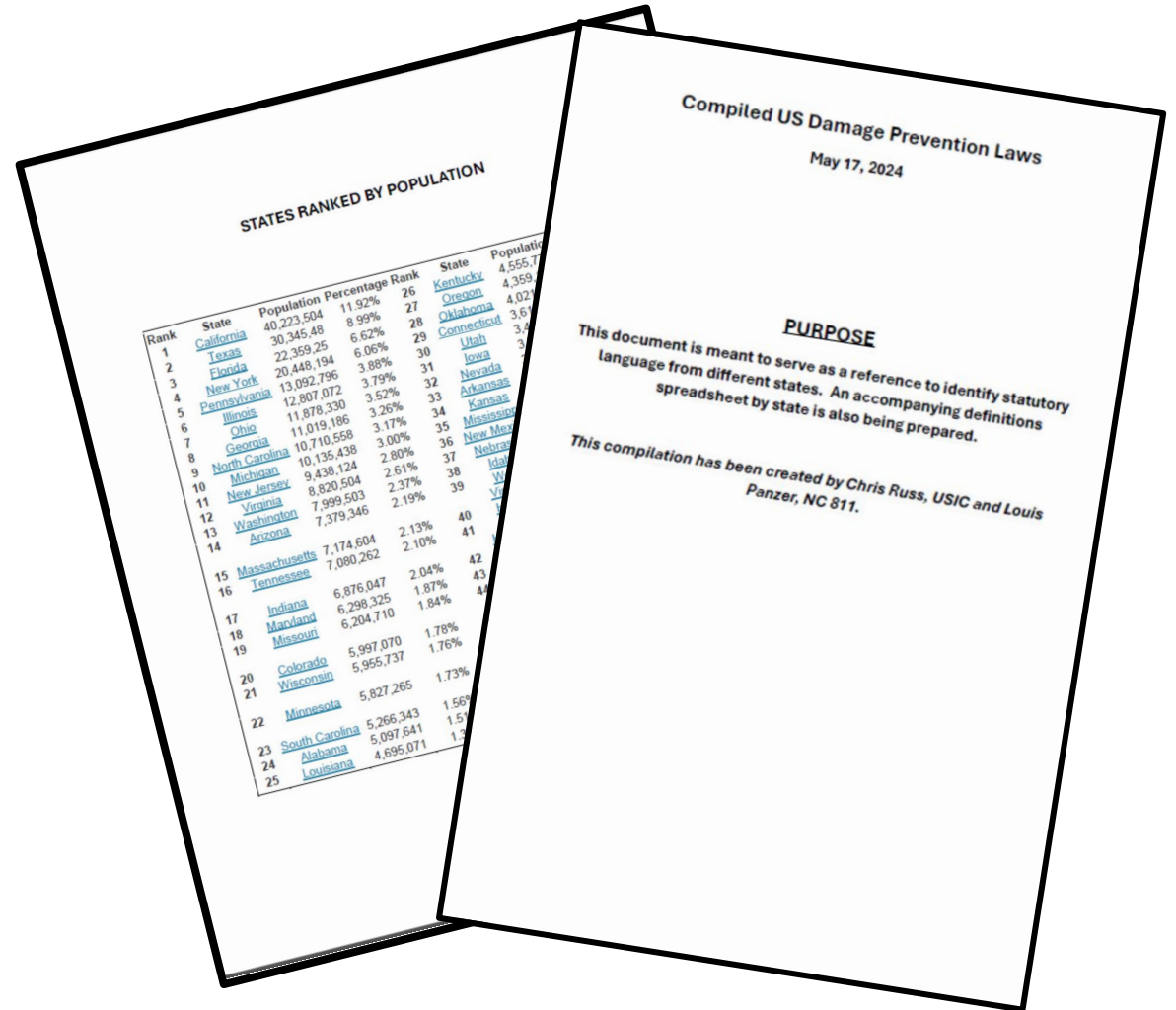
- Task Team Formed
- Senator Sponsors (Lazzara, Rep. Arp)
- Two Meetings Occurred
- Shared Compilation of All State Laws (990 pages worth)
- Redlined Document Shared With Task Team
- Goal is completed language for 2025

STATES RANKED BY POPULATION

Rank	State	Population	Percentage	Rank	State	Population	Percentage
1	California	40,223,504	11.92%	26	Kentucky	4,555,777	1.35%
2	Texas	30,345,48	8.99%	27	Oregon	4,359,110	1.29%
3	Florida	22,359,25	6.62%	28	Oklahoma	4,021,753	1.19%
4	New York	20,448,194	6.06%	29	Connecticut	3,615,499	1.07%
5	Pennsylvania	13,092,796	3.88%	30	Utah	3,423,935	1.01%
6	Illinois	12,807,072	3.79%	31	Iowa	3,233,572	0.96%
7	Ohio	11,878,330	3.52%	32	Nevada	3,225,832	0.96%
8	Georgia	11,019,186	3.26%	33	Arkansas	3,040,207	0.90%
9	North Carolina	10,710,558	3.17%	34	Kansas	2,963,308	0.88%
10	Michigan	10,135,438	3.00%	35	Mississippi	2,959,473	0.88%
11	New Jersey	9,438,124	2.80%	36	New Mexico	2,135,024	0.63%
12	Virginia	8,820,504	2.61%	37	Nebraska	2,002,052	0.59%
13	Washington	7,999,503	2.37%	38	Idaho	1,920,562	0.57%
14	Arizona	7,379,346	2.19%	39	West Virginia	1,775,932	0.53%
15	Massachusetts	7,174,604	2.13%	40	Hawaii	1,483,762	0.44%
16	Tennessee	7,080,262	2.10%	41	New Hampshire	1,395,847	0.41%
17	Indiana	6,876,047	2.04%	42	Maine	1,372,559	0.41%
18	Maryland	6,298,325	1.87%	43	Montana	1,112,668	0.33%
19	Missouri	6,204,710	1.84%	44	Rhode Island	1,110,822	0.33%
20	Colorado	5,997,070	1.78%	45	Delaware	1,017,551	0.30%
21	Wisconsin	5,955,737	1.76%	46	South Dakota	908,414	0.27%
22	Minnesota	5,827,265	1.73%	47	North Dakota	811,044	0.24%
23	South Carolina	5,266,343	1.56%	48	Alaska	740,339	0.22%
24	Alabama	5,097,641	1.51%	49	Vermont	647,156	0.19%
25	Louisiana	4,695,071	1.39%	50	Wyoming	583,279	0.17%



- Tolerance Zone (24-18 inches)
- Ticket Life (15-30 working days)
- Hinging the locate time to the work date
- Clarifying ticket size
- Mark Maintenance
- Enforcement items



NOTE: 5.78% of US population in NC and VA.
Reach out if you would like a copy of compiled laws document.





NC 811.ORG EDUCATION TEAM



Parrish Reddick
Piedmont Liaison



Steven Moore
Media Relations Specialist



Ann Rushing
Education Manager



Tami Groves
Southeast Liaison



Howard Corey
Eastern Liaison



Tyler Ross
Western Liaison



Follow NCUCC on Facebook. There we will post meeting info, schedules, photos and videos and joint conference updates.

facebook.com/ncucc1

THANK YOU

A copy of this presentation is available at www.ncucc.org

If this meeting was virtual or hybrid, a video is available on ncucc.org. Go to County UCC's.

The video will be listed under the month and year the meeting took place.

UCC Sign-In Sheet

County: Wake

Date: 6/25/24

Name	Company	Email	Phone Number
Parrish Reddick	NC811	Parrish@nc811.org	336-707-4528
Marc Wartz	DENC	Marc.Wartz@dominionenergy.com	828-230-2134
Matt Parsons	Lumen	Matt.Parsons@Lumen.com	336-549-2097
James B. Dunaway	Raleigh Water	James.Dunaway@Raleighnc.gov	984-218-5607
John Evans	Colliers Engineering	johnsevans@google.com	919-673-4326
Kyle Kissmann	UPA	kkissmann@utilitypartners.com	864-775-1307
Bonnie Young	DENC	Bonnie.Young@Dominionenergy.com	252-432-1694
Brittany Willis	DENC	Brittany.Willis@DominionEnergy.com	919-450-6991
Sherry Clay	PEWC	sherry.clay@dom.com	919-501-2470
Lucas Strahin	Phoenix Fiber	LStrahin@PhoenixFiberinc.com	919-412-8474
Jaime Flores	Cardinal Civil	JFlores@CardinalCivil.com	(989) 828-9065
Brigitte Rivers	DE	Brigitte.rivers@dominionenergy.com	919-501-2472
JUSTUS EVERETT	ABE	justus.everett@abutilities.com	919-427-0537
NASH HARDY	HARDY LANDSCAPES INC	hardylandscapes@yahoo.com	919-669-8477
Trevor Green	Dominion	Trevor.Green@Dominionenergy.com	919-819-1244
Jackson Sheldon	Colliers Engineering + Design	jackson.sheldon@collierseng.com	252-732-5793
Drew Sheldon	Colliers Eng & Des.	drew.sheldon@collierseng.com	255-732-6003
Sandra Johnson	Dominion Energy	Sandra.Johnson@Dominionenergy.com	919-836-2421
Wesley Warr	Dominion energy	Wesley.Warr@domon.com	919 806-8746
MICHAEL PENA	DOMINION ENERGY	MICHAEL.PENA@Dominionenergy.com	850-218-9545
Tiffany Elie	tiffany.elie@dominion.com	PE	919-836-2439
Gene Bullock	Raleigh Water	larry.bullock@raleighnc.gov	919-594-3460
Brandon Daughtry	Raleigh Water locates	charles.daughtry@raleighnc.gov	919 625 4292

Wake UCC 6-25-2024 Online Attendees

Parrish Reddick	parrish@nc811.org
Ron Bell (SEC)	rbell@seconnections.com
Jackie Proctor	jackiette.proctor@dominionenergy.com
Ann Rushing	annrushing@nc811.org
Tiffany Elie	tiffany.elie@dominionenergy.com
Tami Groves	tami@nc811.org
Louis Panzer	louis@nc811.org
Don Proctor	don.proctor@dominionenergy.com
Roger Richards	Sanders Utility Const.