





NC811  
MONTHLY  
UPDATE  
JUNE 2024

WAYNE COUNTY



# JUNE IS NATIONAL SAFETY MONTH



# UPCOMING MEETINGS

- **NC State UCC Meeting**  
Tuesday, July 9 from 10 to 12  
Charlotte Water, 4100 W Tyvola Rd, Charlotte
- **Underground Damage Prevention Review Board**  
Wednesday, July 10 from 10 to 4  
NC811 Events Center, Greensboro  
<https://udprb.nc.gov/Reporting-a-Violation>
- **Locate Resolution Partnership Committee**  
Wednesday, July 17 from 11 to 1  
NC811 Events Center, Greensboro  
<https://ncucc.org/locate-resolution-partnership-committee/>



# UPCOMING MEETINGS

- **NC811 Board Meeting**  
Friday, July 19 from 8 to 12  
Crowne Plaza Resort, 1 Resort Dr, Asheville

Contact Virginia: [virginia@nc811.org](mailto:virginia@nc811.org)





# TRENCH SAFETY STAND DOWN WEEK

JUNE 17-23, 2024

## **What is a Safety Stand Down?**

A Safety Stand Down presents the opportunity for employers to talk directly to employees and others about safety.

These Stand Downs will focus on trench & excavation hazards and reinforce the importance of using trench protective systems and protecting workers from trenching hazards.

*Visit: <http://nuca.com/tssd/>*

# CALENDAR

NC811 & NCUCC event calendars can be found on [nc811.org](http://nc811.org) or the nc811 app





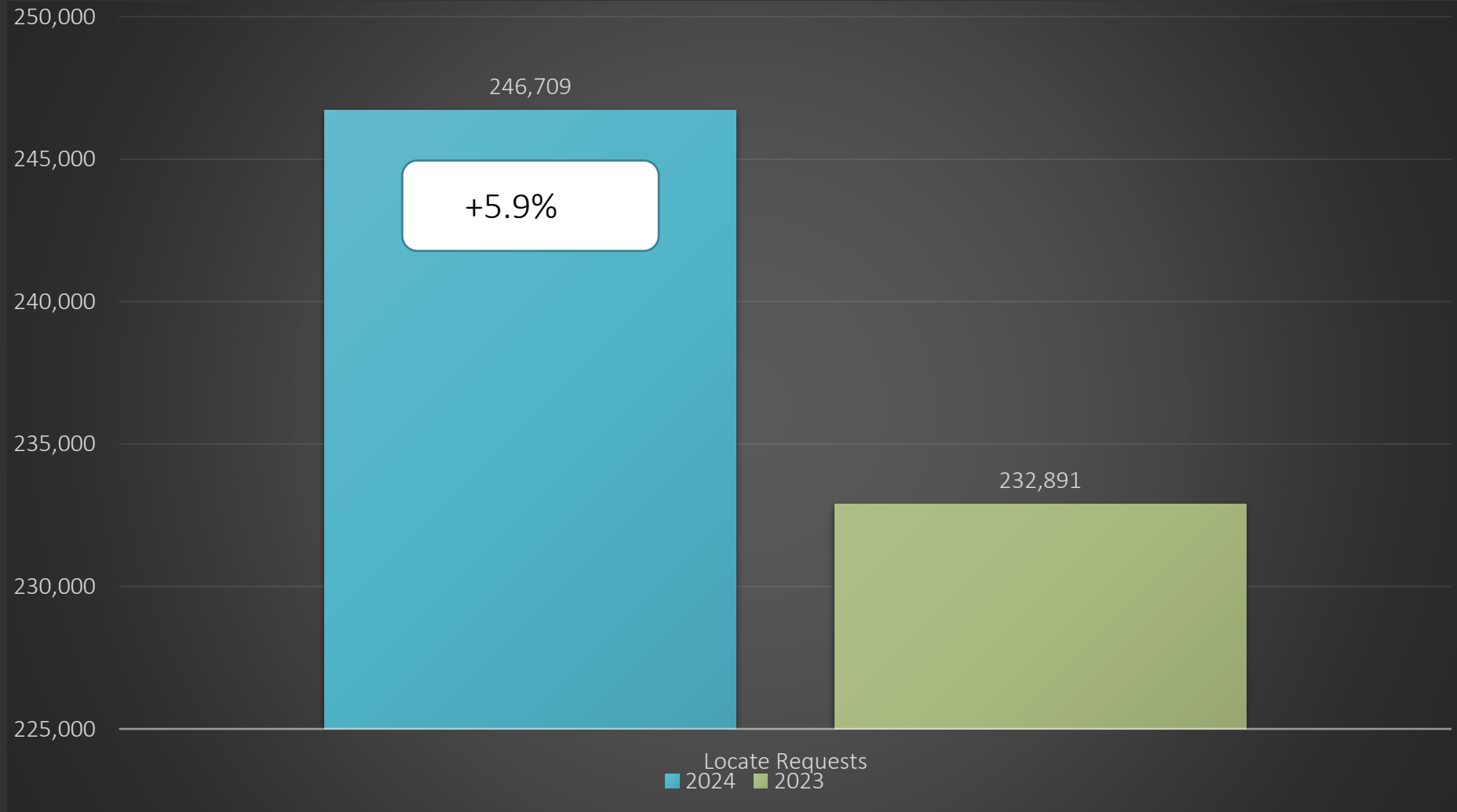
# DATA INSIGHTS

Locate Request,  
Transmissions,  
County ticket  
volume  
and distribution





# Locate Requests for NC - May 2024 vs 2023

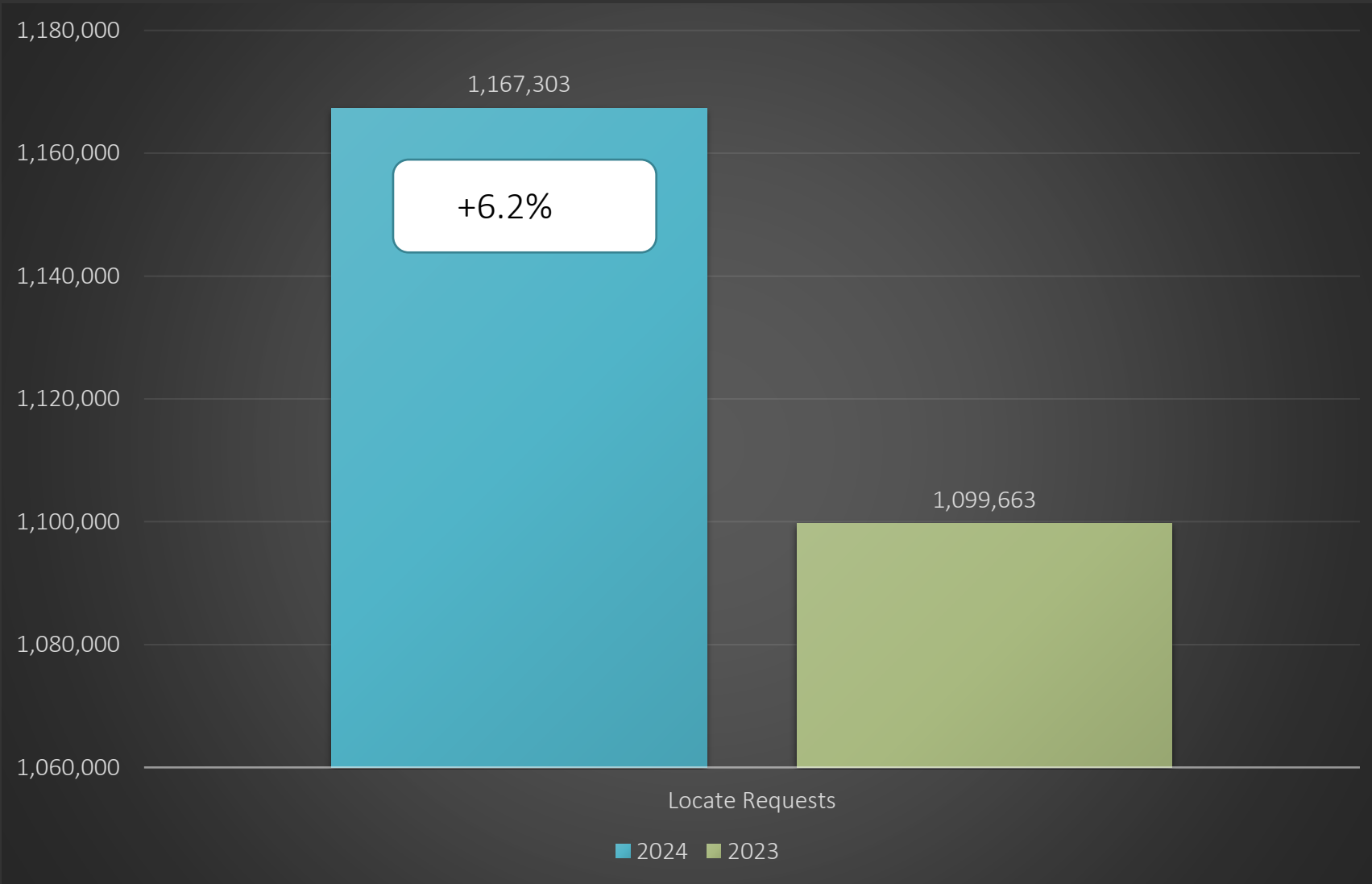


MTD May 2024 – 246,709 / 2023 – 232,891=(5.9%)

YTD 2024 – 1,167,303/ 2023 – 1,099,663 = +6.2 %

Updates for March 2024 – (79,139) = 32.1% of volume / April 31% = -1.1% (Increase the month before)

# Locate Requests for NC - YTD



MTD May 2024 – 246,709 / 2023 – 232,891=(5.9%)

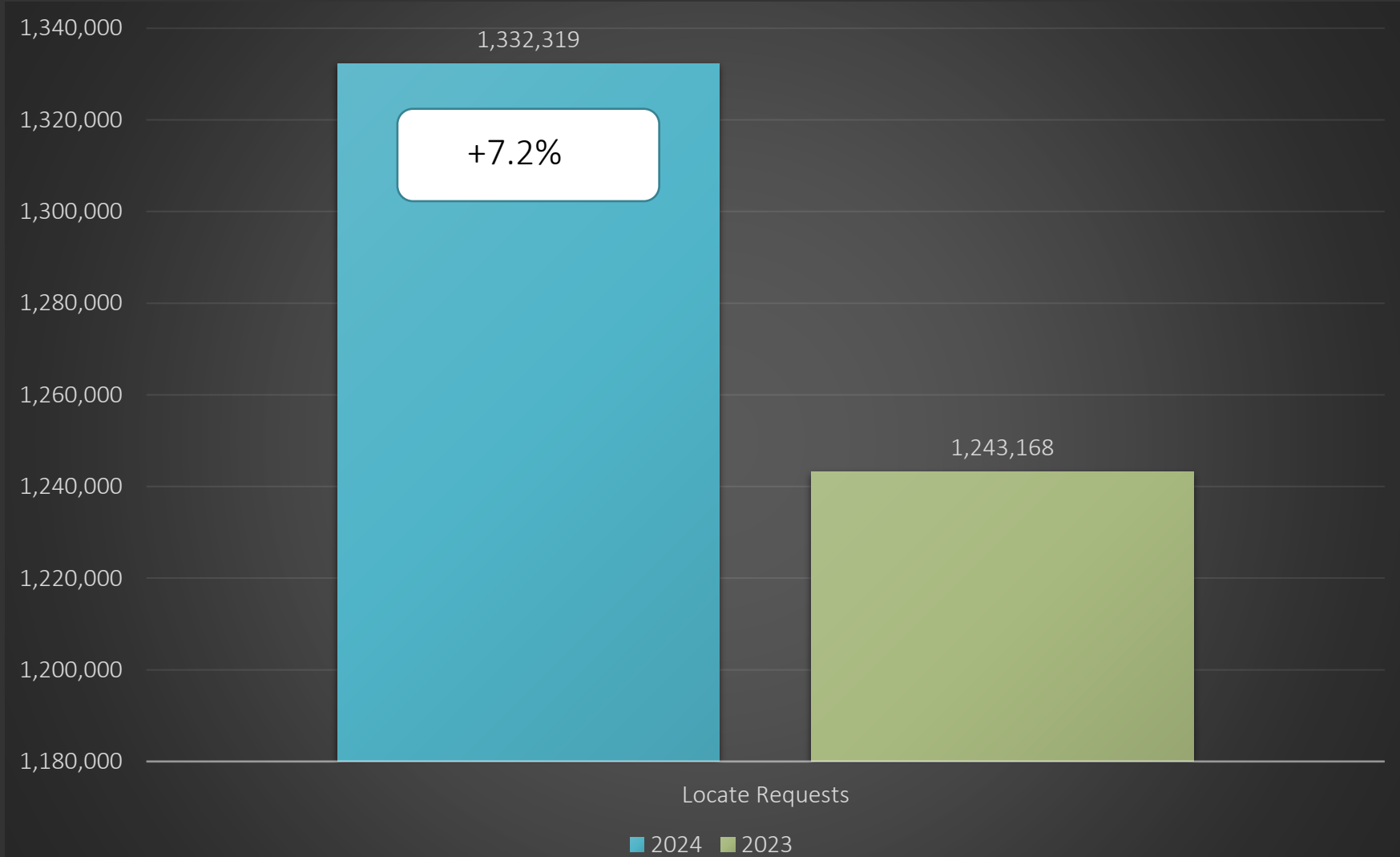
YTD 2024 – 1,167,303/ 2023 – 1,099,663 = +6.2 %

Updates for March 2024 – (79,139) = 32.1% of volume / April 31% = -1.1% (Increase the month before)





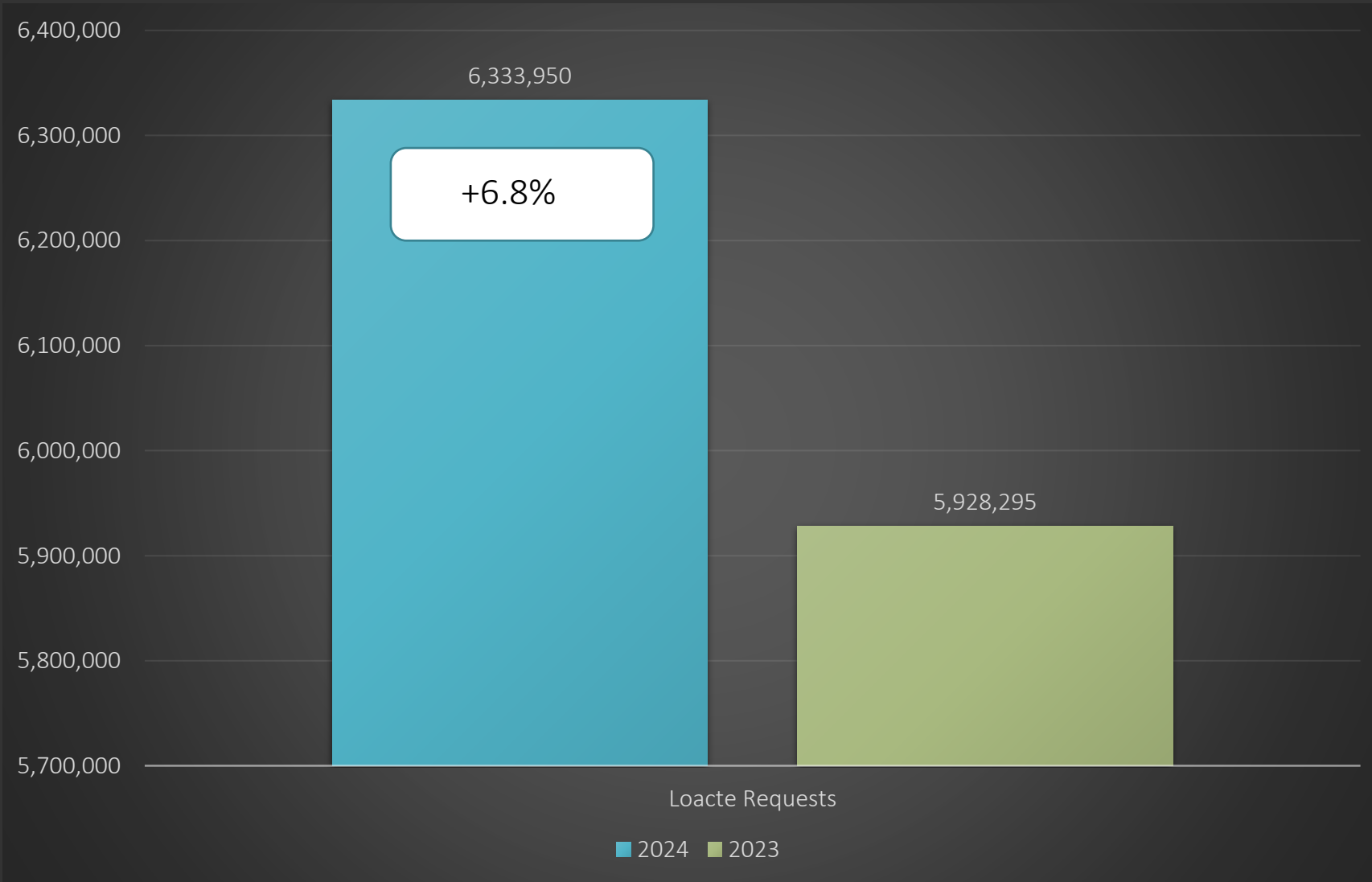
# Transmissions for NC - May 24 vs 23



Transmissions MTD 2024– 1,332,319 / 2023 – 1,243,168= (+7.2%)

Transmissions YTD 2024– 6,333,950/ 2023 – 5,928,295= +6.8%

# Transmissions for NC - YTD 2024



Transmissions MTD 2024– 1,332,319 / 2023 – 1,243,168= (+7.2%)

Transmissions YTD 2024– 6,333,950/ 2023 – 5,928,295= +6.8%



# COUNTY TICKET

2024 VS 2023

<b>Wayne</b>	<b>3 HR</b>	<b>CNCL</b>	<b>NEW</b>	<b>RXMT</b>	<b>UPDT</b>	<b>TOTAL Tickets</b>
2023	76	15	1278	54	637	2060
2024	35	8	1054	16	346	1459
+/- Var	-53.9%	-46.7%	-17.5%	-70.4%	-45.7%	-29.2%
		Avg Locates per Day				66

# COUNTY TICKET

## YTD VS PREVIOUS YEAR

<b>Wayne</b>	<b>3 HR</b>	<b>CNCL</b>	<b>NEW</b>	<b>RXMT</b>	<b>UPDT</b>	<b>TOTAL Tickets</b>
2023	284	56	5631	148	2411	8530
2024	399	49	5193	92	1818	7551
+/- Var	40.5%	-12.5%	-7.8%	-37.8%	-24.6%	-11.5%
		Avg Locates per Day				73

# COUNTY TICKET DISTRIBUTION - MAY

County/Place	05 May
<b>WAYNE</b>	<b>1459</b>
BROGDEN	1
DUDLEY	93
ELROY	4
EUREKA	8
FREMONT	59
<b>GOLDSBORO</b>	<b>943</b>
GRANTHAM	2
HOOD SWAMP	1
HOPEWELL	1
MAR MAC	8
MOUNT OLIVE	90
NAHUNTA	18
NEW HOPE	27

<b>PIKEVILLE</b>	<b>158</b>
PINKNEY	1
PRICETOWN	2
ROSEWOOD	10
SAULSTON	7
SEVEN SPRINGS	15
SEYMOUR JOHNSON AFB	3
STONEY CREEK	2
WALNUT CREEK	6

# DAMAGES

**DIRT** Damage Information  
Reporting Tool





# May Damages

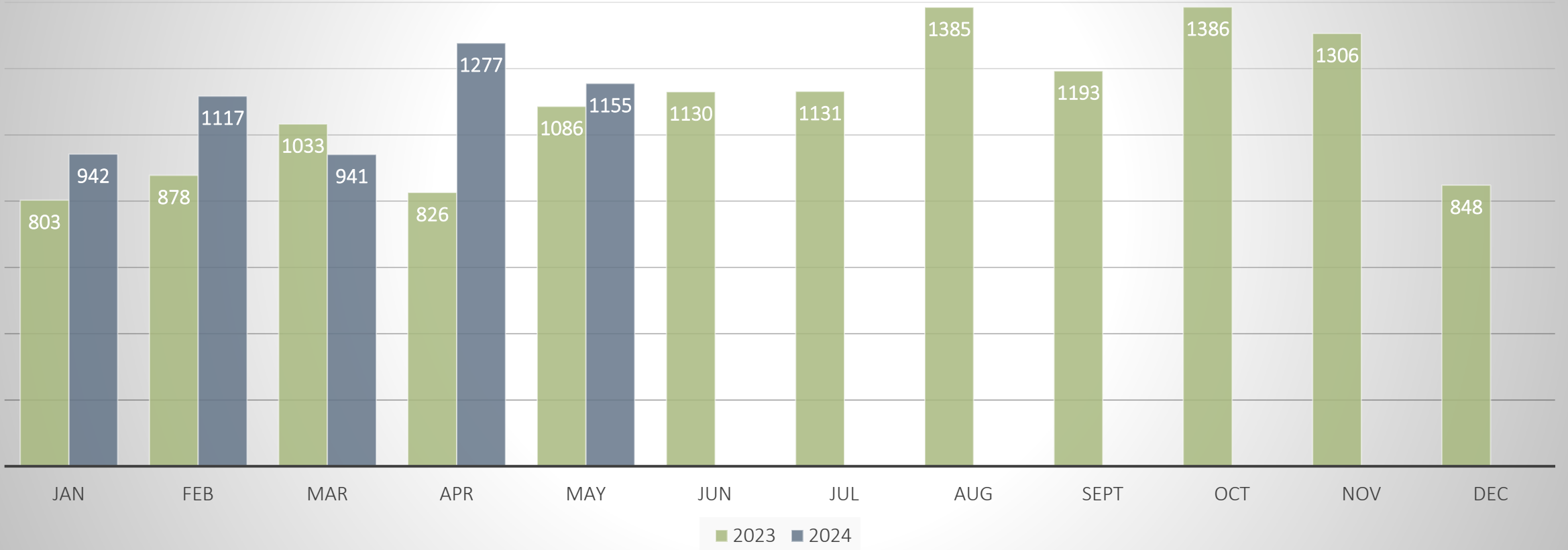
NC-Alamance	13
NC-Alexander	4
NC-Avery	1
NC-Beaufort	2
NC-Bladen	1
NC-Brunswick	18
NC-Buncombe	14
NC-Burke	3
NC-Cabarrus	13
NC-Caldwell	8
NC-Carteret	4
NC-Caswell	1
NC-Catawba	34
NC-Chatham	17
NC-Chowan	1
NC-Clay	2
NC-Cleveland	13
NC-Columbus	4
NC-Craven	2
NC-Cumberland	52
NC-Currituck	6
NC-Dare	9

NC-Davidson	12
NC-Davie	7
NC-Duplin	2
NC-Durham	51
NC-Edgecombe	3
NC-Forsyth	30
NC-Franklin	7
NC-Gaston	25
NC-Guilford	40
NC-Halifax	1
NC-Harnett	25
NC-Haywood	7
NC-Henderson	17
NC-Hoke	15
NC-Iredell	34
NC-Johnston	10
NC-Jones	1
NC-Lee	8
NC-Lenoir	4
NC-Lincoln	6
NC-Macon	2
NC-Martin	1
NC-Mecklenburg	216
NC-Montgomery	3
NC-Moore	17

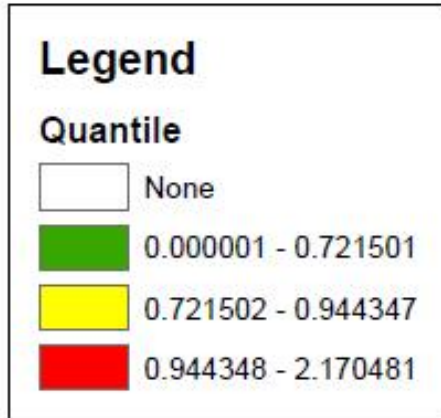
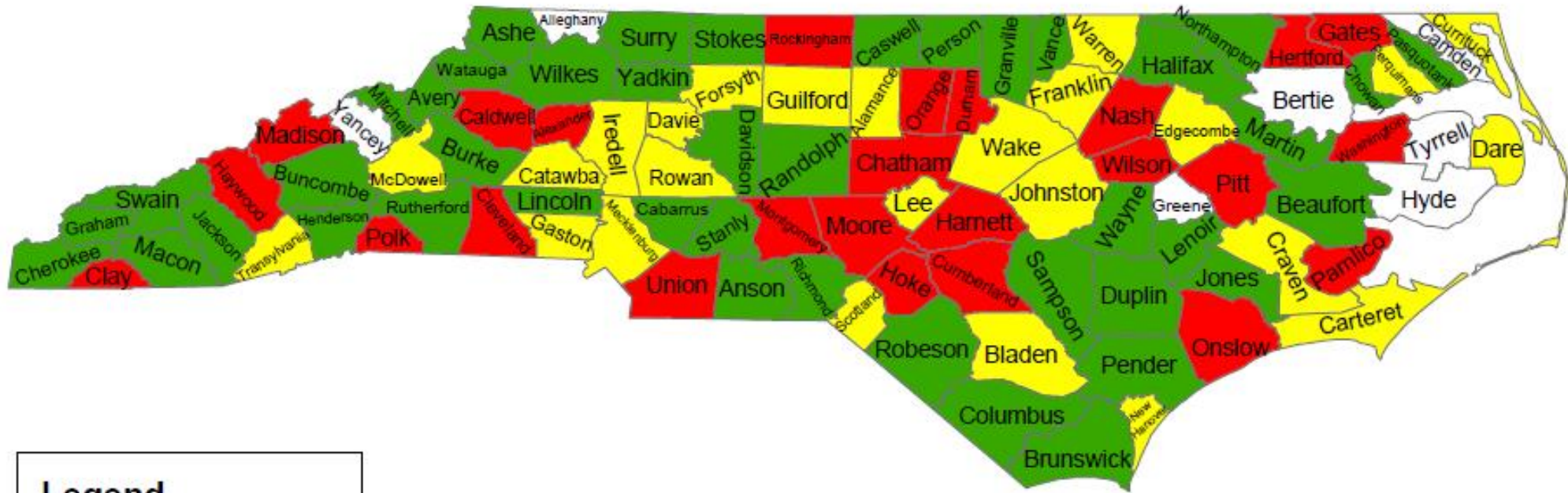
NC-Nash	21
NC-New Hanover	28
NC-Onslow	22
NC-Orange	31
NC-Pamlico	1
NC-Pasquotank	1
NC-Pender	7
NC-Perquimans	4
NC-Person	2
NC-Pitt	20
NC-Polk	1
NC-Randolph	3
NC-Robeson	3
NC-Rockingham	7
NC-Rowan	7
NC-Rutherford	4
NC-Scotland	2
NC-Stanly	5
NC-Stokes	1
NC-Surry	1
NC-Transylvania	3
NC-Union	43
NC-Wake	163
NC-Watauga	2
<b>NC-Wayne</b>	<b>2</b>
NC-Wilkes	1
NC-Wilson	3
NC-Yadkin	1

**Grand Total 1,155**

## Damages in North Carolina 2024 vs 2023



# Damages Per 1,000 Transmissions



# Top 10 Callers for – Wayne

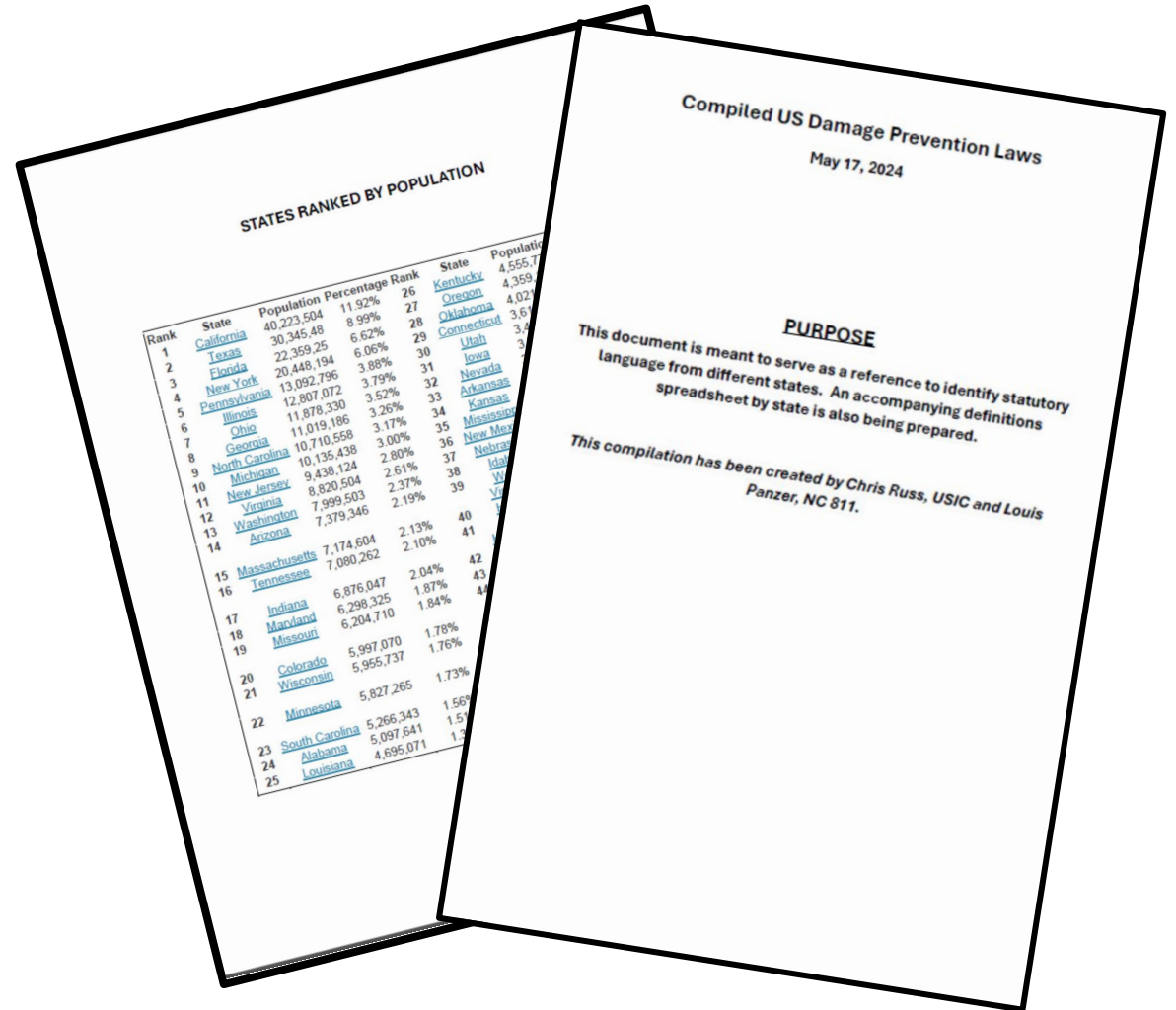
Rank	Name	Totals
1	MASTEC	194
2	KNIGHT BROADBAND, LLC	110
3	COX EDWARDS COMPANY	107
4	NCDOT	75
5	AT&T UTILITY OPERATIONS	71
6	F7 UNDERGROUND UTILITIES, INC	63
7	J & J UNDERGROUND UTILITIES, LLC	44
8	RIVER CITY CONSTRUCTION	42
9	DUKE ENERGY	30
10	C&M PLUMBING	30

- Task Team Formed
- Senator Sponsors (Lazzara, Arp)
- Two Meetings Occurred
- Shared Compilation of All State Laws (990 pages worth)
- Redlined Document Shared With Task Team
- Goal is completed language for 2025

#### STATES RANKED BY POPULATION

Rank	State	Population	Percentage	Rank	State	Population	Percentage
1	<a href="#">California</a>	40,223,504	11.92%	26	<a href="#">Kentucky</a>	4,555,777	1.35%
2	<a href="#">Texas</a>	30,345,48	8.99%	27	<a href="#">Oregon</a>	4,359,110	1.29%
3	<a href="#">Florida</a>	22,359,25	6.62%	28	<a href="#">Oklahoma</a>	4,021,753	1.19%
4	<a href="#">New York</a>	20,448,194	6.06%	29	<a href="#">Connecticut</a>	3,615,499	1.07%
5	<a href="#">Pennsylvania</a>	13,092,796	3.88%	30	<a href="#">Utah</a>	3,423,935	1.01%
6	<a href="#">Illinois</a>	12,807,072	3.79%	31	<a href="#">Iowa</a>	3,233,572	0.96%
7	<a href="#">Ohio</a>	11,878,330	3.52%	32	<a href="#">Nevada</a>	3,225,832	0.96%
8	<a href="#">Georgia</a>	11,019,186	3.26%	33	<a href="#">Arkansas</a>	3,040,207	0.90%
9	<a href="#">North Carolina</a>	10,710,558	3.17%	34	<a href="#">Kansas</a>	2,963,308	0.88%
10	<a href="#">Michigan</a>	10,135,438	3.00%	35	<a href="#">Mississippi</a>	2,959,473	0.88%
11	<a href="#">New Jersey</a>	9,438,124	2.80%	36	<a href="#">New Mexico</a>	2,135,024	0.63%
12	<a href="#">Virginia</a>	8,820,504	2.61%	37	<a href="#">Nebraska</a>	2,002,052	0.59%
13	<a href="#">Washington</a>	7,999,503	2.37%	38	<a href="#">Idaho</a>	1,920,562	0.57%
14	<a href="#">Arizona</a>	7,379,346	2.19%	39	<a href="#">West Virginia</a>	1,775,932	0.53%
15	<a href="#">Massachusetts</a>	7,174,604	2.13%	40	<a href="#">Hawaii</a>	1,483,762	0.44%
16	<a href="#">Tennessee</a>	7,080,262	2.10%	41	<a href="#">New Hampshire</a>	1,395,847	0.41%
17	<a href="#">Indiana</a>	6,876,047	2.04%	42	<a href="#">Maine</a>	1,372,559	0.41%
18	<a href="#">Maryland</a>	6,298,325	1.87%	43	<a href="#">Montana</a>	1,112,668	0.33%
19	<a href="#">Missouri</a>	6,204,710	1.84%	44	<a href="#">Rhode Island</a>	1,110,822	0.33%
20	<a href="#">Colorado</a>	5,997,070	1.78%	45	<a href="#">Delaware</a>	1,017,551	0.30%
21	<a href="#">Wisconsin</a>	5,955,737	1.76%	46	<a href="#">South Dakota</a>	908,414	0.27%
22	<a href="#">Minnesota</a>	5,827,265	1.73%	47	<a href="#">North Dakota</a>	811,044	0.24%
23	<a href="#">South Carolina</a>	5,266,343	1.56%	48	<a href="#">Alaska</a>	740,339	0.22%
24	<a href="#">Alabama</a>	5,097,641	1.51%	49	<a href="#">Vermont</a>	647,156	0.19%
25	<a href="#">Louisiana</a>	4,695,071	1.39%	50	<a href="#">Wyoming</a>	583,279	0.17%

- Tolerance Zone (24-18 inches)
- Ticket Life (15-30 working days)
- Hinging the locate time to the work date
- Clarifying ticket size
- Mark Maintenance
- Enforcement items



**NOTE: 5.78% of US population in NC and VA.  
Reach out if you would like a copy of compiled laws document.**





Follow NCUCC on Facebook. There we will post meeting info, schedules, photos and videos and joint conference updates.

[facebook.com/ncucc1](https://facebook.com/ncucc1)

## THANK YOU

A copy of this presentation is available at [www.ncucc.org](http://www.ncucc.org)

If this meeting was virtual or hybrid, a video is available on [ncucc.org](http://ncucc.org). Go to County UCC's.

The video will be listed under the month and year the meeting took place.