



NC811
MONTHLY
UPDATE
JUNE 2024

BUNCOMBE

PRESENTED BY
TYLER ROSS



JUNE IS NATIONAL SAFETY MONTH





SCAN TO APPLY



UPCOMING MEETINGS

- **NC State UCC Meeting**
Tuesday, July 9 from 10 to 12
Charlotte Water, 4100 W Tyvola Rd, Charlotte
- **Underground Damage Prevention Review Board**
Wednesday, July 10 from 10 to 4
NC811 Events Center, Greensboro
<https://udprb.nc.gov/Reporting-a-Violation>
- **Locate Resolution Partnership Committee**
Wednesday, July 17 from 11 to 1
NC811 Events Center, Greensboro
<https://ncucc.org/locate-resolution-partnership-committee/>



UPCOMING MEETINGS

- **NC811 Board Meeting**
Friday, July 19 from 8 to 12
Crowne Plaza Resort, 1 Resort Dr, Asheville

Contact Virginia: virginia@nc811.org





TRENCH SAFETY STAND DOWN WEEK

JUNE 17-23, 2024

What is a Safety Stand Down?

A Safety Stand Down presents the opportunity for employers to talk directly to employees and others about safety.

These Stand Downs will focus on trench & excavation hazards and reinforce the importance of using trench protective systems and protecting workers from trenching hazards.

CALENDAR

NC811 & NCUCC event
calendars can be found
on nc811.org or the nc811
app



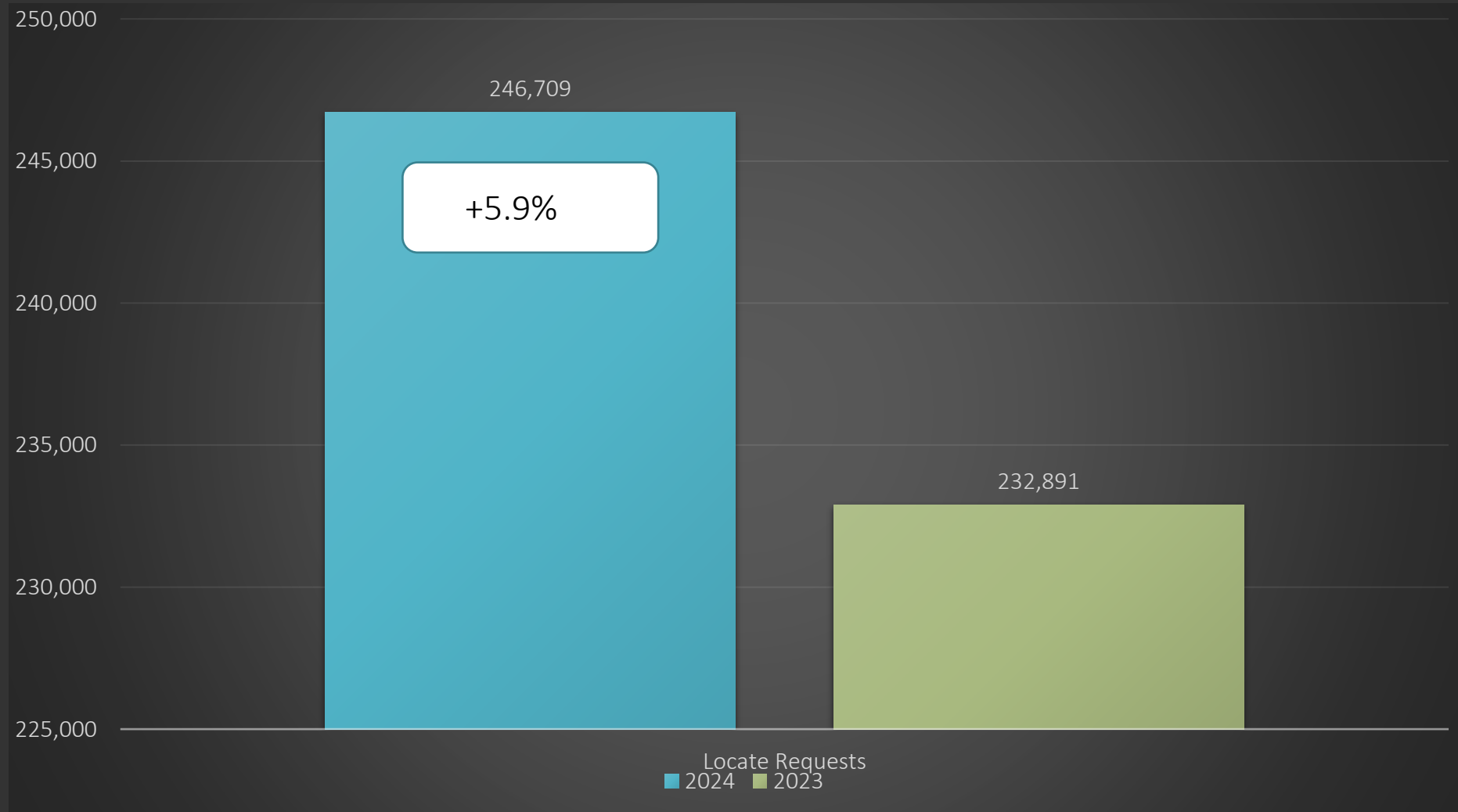


DATA INSIGHTS

Locate Request,
Transmissions,
County ticket
volume
and distribution



Locate Requests for NC - May 2024 vs 2023

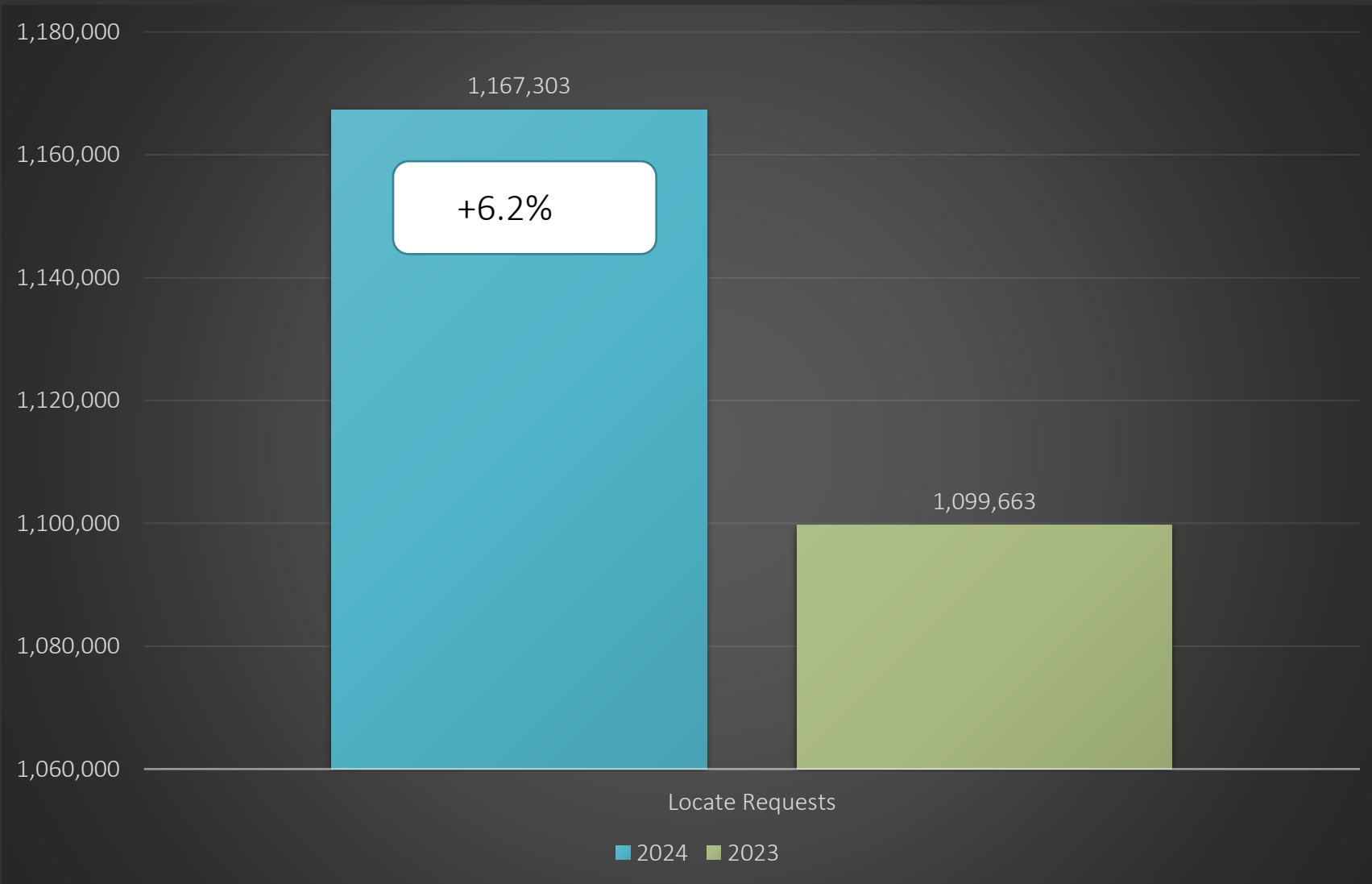


MTD May 2024 – 246,709 / 2023 – 232,891=(5.9%)

YTD 2024 – 1,167,303/ 2023 – 1,099,663 = +6.2 %

Updates for March 2024 – (79,139) = 32.1% of volume / April 31% = -1.1% (Increase the month before)

Locate Requests for NC - YTD



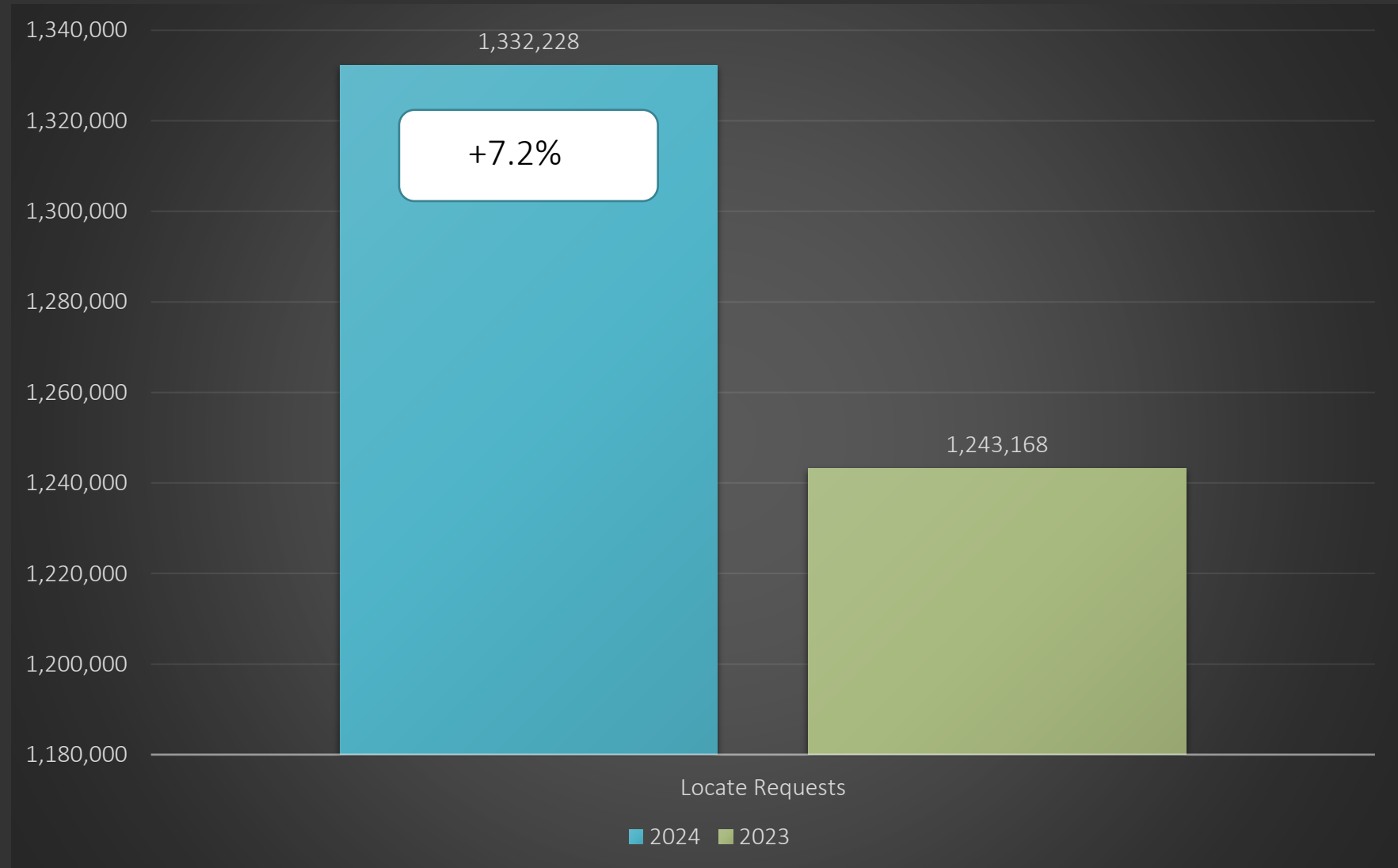
MTD May 2024 – 246,709 / 2023 – 232,891=(5.9%)

YTD 2024 – 1,167,303/ 2023 – 1,099,663 = +6.2 %

Updates for March 2024 – (79,139) = 32.1% of volume / April 31% = -1.1% (Increase the month before)



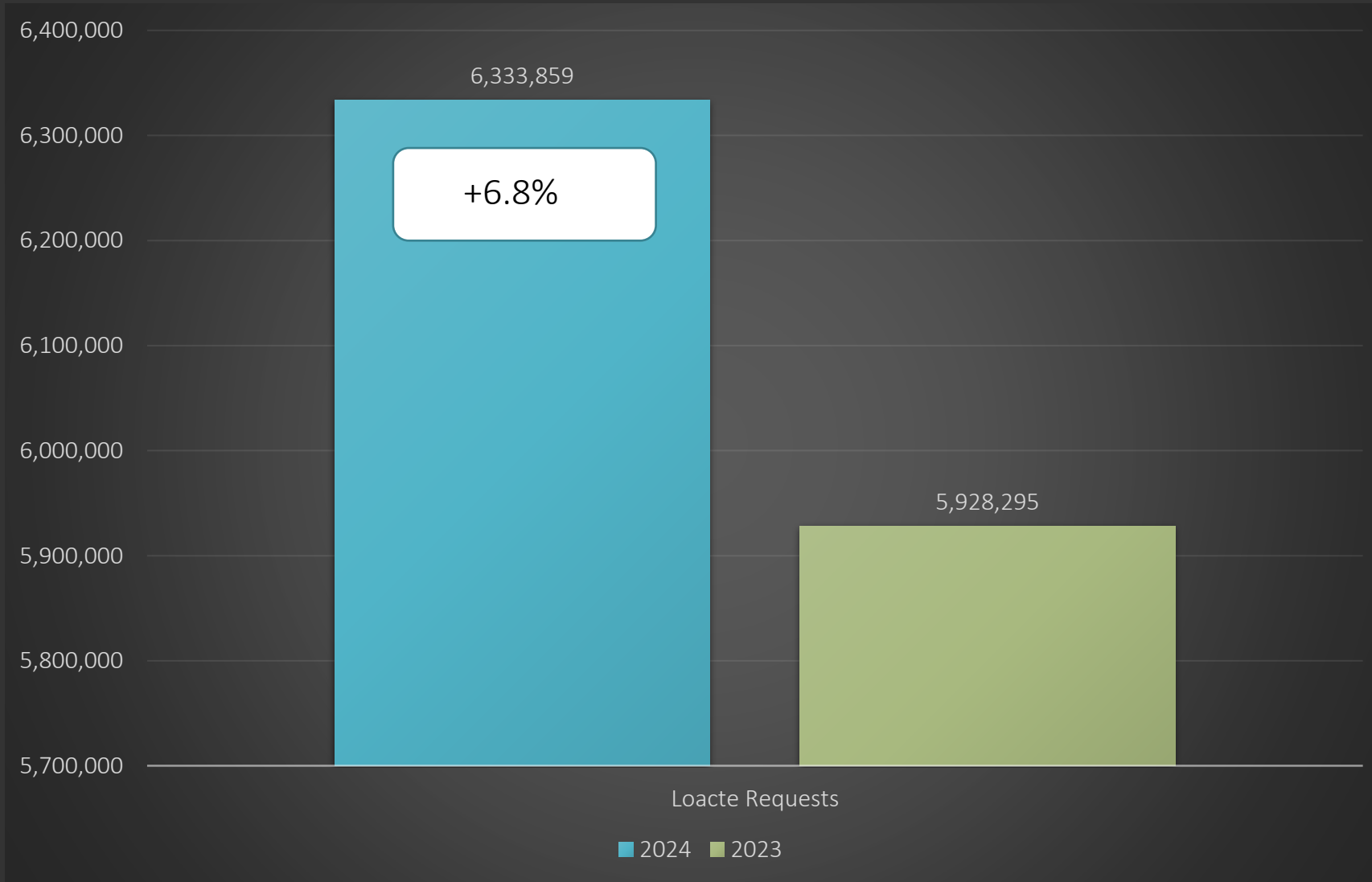
Transmissions for NC - May 24 vs 23



Transmissions MTD 2024– 1,332,228 / 2023 – 1,243,168= (+7.2%)

Transmissions YTD 2024– 6,333,859/ 2023 – 5,928,295= +6.8%

Transmissions for NC - YTD 2024



Transmissions MTD 2024– 1,332,228 / 2023 – 1,243,168= (+7.2%)

Transmissions YTD 2024– 6,333,859/ 2023 – 5,928,295= +6.8%



COUNTY TICKET

2024 VS 2023

Buncombe	3 HR	CNCL	NEW	RXMT	UPDT	TOTAL Tickets
2023	73	35	2717	58	1256	4139
2024	288	24	2774	118	1529	4733
	294.5%	-31.4%	2.1%	103.4%	21.7%	14.4%
				Avg Locates per Day		215

COUNTY TICKET

YTD VS PREVIOUS
YEAR

Buncombe	3 HR	CNCL	NEW	RXMT	UPDT	TOTAL Tickets
2023	1025	141	13454	497	5976	21093
2024	794	229	13966	435	7286	22710
	-22.5%	62.4%	3.8%	-12.5%	21.9%	7.7%
				Avg Locates per Day		218

COUNTY TICKET DISTRIBUTION - MAY

BUNCOMBE	4733
ALEXANDER	32
ARDEN	497
ASHEVILLE	2674
AVERY CREEK	8
BARNARDSVILLE	10
BENT CREEK	111
BILTMORE FOREST	44
BLACK MOUNTAIN	228
CANDLER	256
ENKA	7
FAIRVIEW	208
LEICESTER	89

MILLS RIVER	6
MONTREAT	6
RIDGECREST	4
SKYLAND	5
SWANNANOA	101
WEAVERVILLE	306
WOODFIN	122

DAMAGES

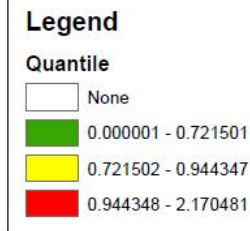
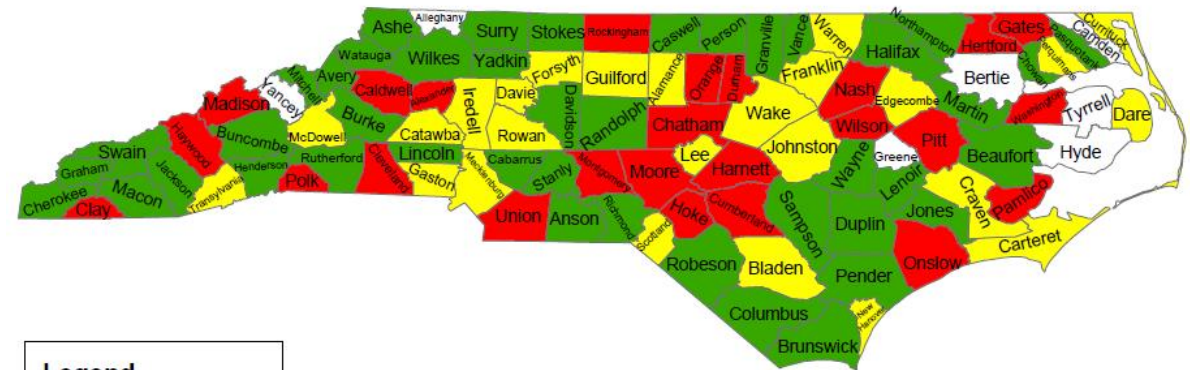
DIRT Damage Information
Reporting Tool



May Damages

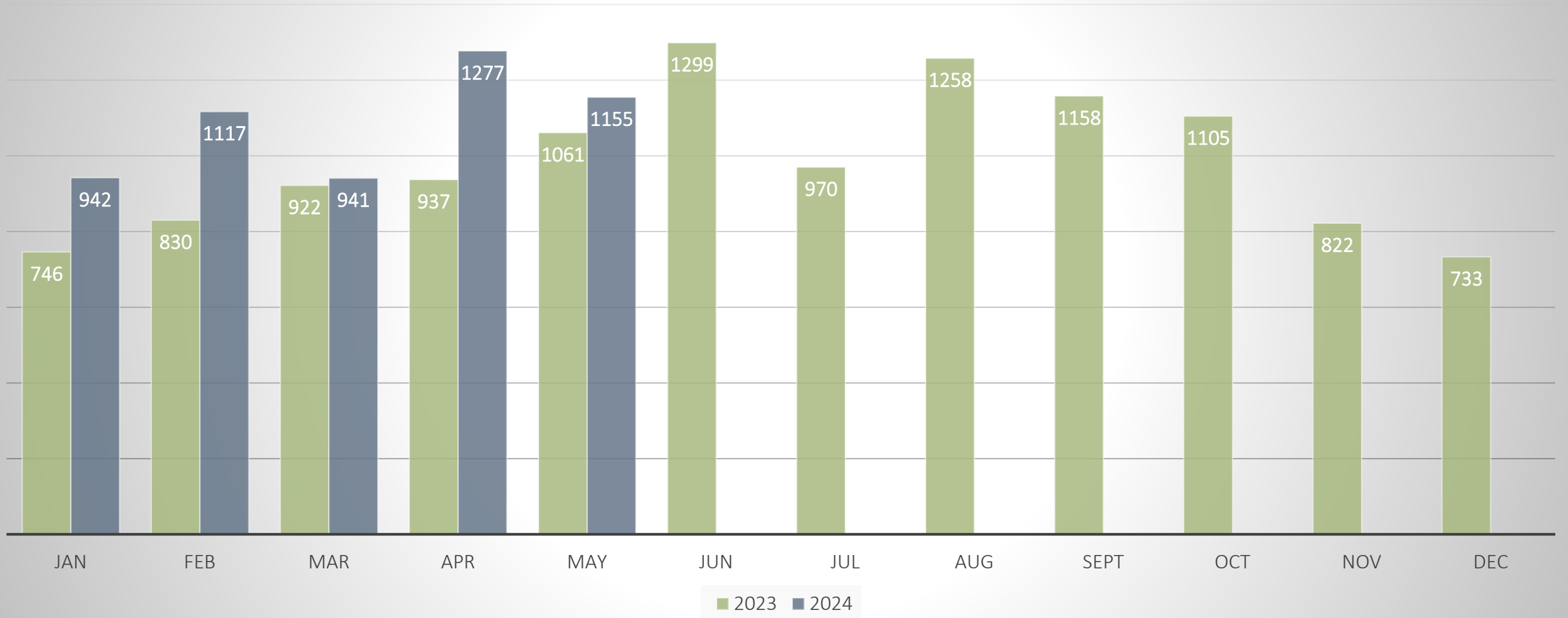
NC-Alamance	13	NC-Davidson	12	NC-Nash	21
NC-Alexander	4	NC-Davie	7	NC-New Hanover	28
NC-Avery	1	NC-Duplin	2	NC-Onslow	22
NC-Beaufort	2	NC-Durham	51	NC-Orange	31
NC-Bladen	1	NC-Edgecombe	3	NC-Pamlico	1
NC-Brunswick	18	NC-Forsyth	30	NC-Pasquotank	1
NC-Buncombe	14	NC-Franklin	7	NC-Pender	7
NC-Burke	3	NC-Gaston	25	NC-Perquimans	4
NC-Cabarrus	13	NC-Guilford	40	NC-Person	2
NC-Caldwell	8	NC-Halifax	1	NC-Pitt	20
NC-Carteret	4	NC-Harnett	25	NC-Polk	1
NC-Caswell	1	NC-Haywood	7	NC-Randolph	3
NC-Catawba	34	NC-Henderson	17	NC-Robeson	3
NC-Chatham	17	NC-Hoke	15	NC-Rockingham	7
NC-Chowan	1	NC-Iredell	34	NC-Rowan	7
NC-Clay	2	NC-Johnston	10	NC-Rutherford	4
NC-Cleveland	13	NC-Jones	1	NC-Scotland	2
NC-Columbus	4	NC-Lee	8	NC-Stanly	5
NC-Craven	2	NC-Lenoir	4	NC-Stokes	1
NC-Cumberland	52	NC-Lincoln	6	NC-Surry	1
NC-Currituck	6	NC-Macon	2	NC-Transylvania	3
NC-Dare	9	NC-Martin	1	NC-Union	43
		NC-Mecklenburg	216	NC-Wake	163
		NC-Montgomery	3	NC-Watauga	2
		NC-Moore	17	NC-Wayne	2
				NC-Wilkes	1
				NC-Wilson	3
				NC-Yadkin	1

Grand Total 1,155



Damages Per 1,000 Transmissions

Damages in North Carolina 2024 vs 2023



Top 10 Callers for -Buncombe

1	TENNOCA CONSTRUCTION COMPANY	393
2	ITG	340
3	SUMTER UTILITIES, INC	284
4	MB HAYNES CORPORATION	255
5	AT&T UTILITY OPERATIONS	186
6	FOREMOST PIPELINE CONSTRUCTION COMPANY	179
7	DUKE ENERGY	127
8	SHL CONNECTIONS INC	123
9	FLUOR-UNITED	99
10	BIGHAM CABLE CONSTRUCTION, INC	90

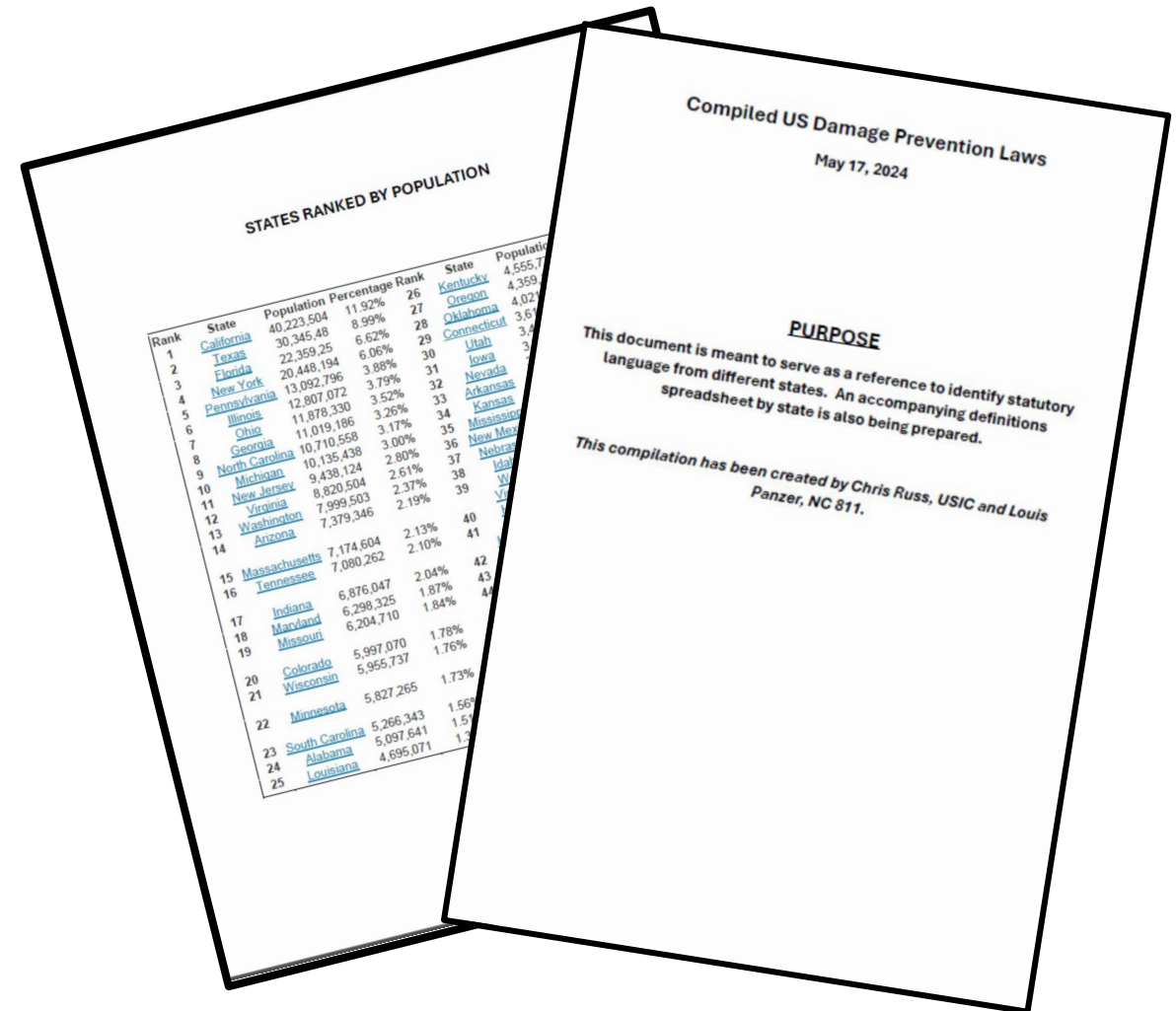
- Task Team Formed
- Senator Sponsors (Lazzara, Arp)
- Two Meetings Occurred
- Shared Compilation of All State Laws (990 pages worth)
- Redlined Document Shared With Task Team
- Goal is completed language for 2025



STATES RANKED BY POPULATION

Rank	State	Population	Percentage	Rank	State	Population	Percentage
1	California	40,223,504	11.92%	26	Kentucky	4,555,777	1.35%
2	Texas	30,345,48	8.99%	27	Oregon	4,359,110	1.29%
3	Florida	22,359,25	6.62%	28	Oklahoma	4,021,753	1.19%
4	New York	20,448,194	6.06%	29	Connecticut	3,615,499	1.07%
5	Pennsylvania	13,092,796	3.88%	30	Utah	3,423,935	1.01%
6	Illinois	12,807,072	3.79%	31	Iowa	3,233,572	0.96%
7	Ohio	11,878,330	3.52%	32	Nevada	3,225,832	0.96%
8	Georgia	11,019,186	3.26%	33	Arkansas	3,040,207	0.90%
9	North Carolina	10,710,558	3.17%	34	Kansas	2,963,308	0.88%
10	Michigan	10,135,438	3.00%	35	Mississippi	2,959,473	0.88%
11	New Jersey	9,438,124	2.80%	36	New Mexico	2,135,024	0.63%
12	Virginia	8,820,504	2.61%	37	Nebraska	2,002,052	0.59%
13	Washington	7,999,503	2.37%	38	Idaho	1,920,562	0.57%
14	Arizona	7,379,346	2.19%	39	West Virginia	1,775,932	0.53%
15	Massachusetts	7,174,604	2.13%	40	Hawaii	1,483,762	0.44%
16	Tennessee	7,080,262	2.10%	41	New Hampshire	1,395,847	0.41%
17	Indiana	6,876,047	2.04%	42	Maine	1,372,559	0.41%
18	Maryland	6,298,325	1.87%	43	Montana	1,112,668	0.33%
19	Missouri	6,204,710	1.84%	44	Rhode Island	1,110,822	0.33%
20	Colorado	5,997,070	1.78%	45	Delaware	1,017,551	0.30%
21	Wisconsin	5,955,737	1.76%	46	South Dakota	908,414	0.27%
22	Minnesota	5,827,265	1.73%	47	North Dakota	811,044	0.24%
23	South Carolina	5,266,343	1.56%	48	Alaska	740,339	0.22%
24	Alabama	5,097,641	1.51%	49	Vermont	647,156	0.19%
25	Louisiana	4,695,071	1.39%	50	Wyoming	583,279	0.17%

- Tolerance Zone (24-18 inches)
- Ticket Life (15-30 working days)
- Hinging the locate time to the work date
- Clarifying ticket size
- Mark Maintenance
- Enforcement items



NOTE: 5.78% of US population in NC and VA.
Reach out if you would like a copy of compiled laws document.



EDUCATION TEAM



Parrish
Reddick
Piedmont Liaison



Steven Moore
Media Relations
Specialist



Ann Rushing
Education
Manager



Tami Groves
Southeast
Liaison



Howard
Corey
Eastern Liaison



Tyler Ross
Western Liaison



Follow NCUCC on Facebook. There we will post meeting info, schedules, photos and videos and joint conference updates.

facebook.com/ncucc1

THANK YOU

A copy of this presentation is available at

www.ncucc.org

If this meeting was virtual or hybrid, a video is available on ncucc.org. Go to County UCC's.

The video will be listed under the month and year the meeting took place.

UCC Sign-In Sheet

Buncombe UCC

Date

6/20/24

Name	Company	Email	Phone Number
Tyler Ross	NC811	Tyler@nc811.org	336-944-1087
Kyle Kissmann	UPA	kkissmann@utilitypartners.com	864 775 1307
Mark Wam	DENL	mark.wam@dominioneenergy.com	828-230-2134
Tony Woody	DENC	william.woody@dominioneenergy.com	828 551 5721
David Winterberg	DUKE	david.winterberg@duke-energy.com	828-280-5360
Brad Bullock	"	brad.bullock@ " "	828 280 5319
Greg Edwards	Charter	gregory.edwards@charter.com	828-674-9676
Jeremy Rector	USIC	jeremy.rector@usicllc.com	336-941-8442
DILLON SHELTON	HAYNES	dshelton@mbhaynes.com	
KEITH MOORE	HAYNES	kmoore@mbhaynes.com	
Drew Pike	Duke	Drew.Pike@duke-energy.com	828-400-1495
Chuck Myers	DENC	Chuck.Myers@Dominioneenergy.com	670-3517
Leidonna Roberts	" "	Leidonna.Roberts " "	" "
Whisper Carver	DENC	Whisper.L.Carver@Dominioneenergy.com	828-333-8871
Colton Anderson	Southern Cross	candelson@southerncrossinc.com	770-417-6220
Bryson Effler	SC		
Raven Madigan	Southern Cross	raven.madigan@gmail.com	707-8032846
Michael Rathbone	Southern Cross	michael.rathbone@southerncrossinc.com	828-550-2287
Ethan Cook	Southern Cross	ethan.cook@southerncrossinc.com	770-453-2244
Brian Jamason	DENC	brian.jamason@dominioneenergy.com	828 551-6451